



- Supported versions: **Latest (3.3) 3.2 3.1 3.0**
- Unsupported versions: **2.6 2.5 2.4 2.3 2.2 2.1 2.0**

Table of Contents

pgRouting extends the **PostGIS/PostgreSQL** geospatial database to provide geospatial routing and other network analysis functionality.

This is the manual for pgRouting v3.3.1.



The pgRouting Manual is licensed under a **Creative Commons Attribution-Share Alike 3.0 License**. Feel free to use this material any way you like, but we ask that you attribute credit to the pgRouting Project and wherever possible, a link back to <https://pgrouting.org>. For other licenses used in pgRouting see the **Licensing** page.

General

- Supported versions: **Latest (3.3) 3.2 3.1 3.0**
- Unsupported versions: **2.6 2.5 2.4 2.3 2.2 2.1 2.0**

Introduction

pgRouting is an extension of **PostGIS** and **PostgreSQL** geospatial database and adds routing and other network analysis functionality. A predecessor of pgRouting – pgDijkstra, written by Sylvain Pasche from **Camptocamp**, was later extended by Orkney and renamed to pgRouting. The project is now supported and maintained by **Georepublic**, **Paragon Corporation** and a broad user community.

pgRouting is part of **OSGeo Community Projects** from the **OSGeo Foundation** and included on **OSGeoLive**.

Licensing

The following licenses can be found in pgRouting:

License

GNU General Public License v2.0 or later	Most features of pgRouting are available under GNU General Public License v2.0 or later .
Boost Software License - Version 1.0	Some Boost extensions are available under Boost Software License - Version 1.0 .
MIT-X License	Some code contributed by iMaptools.com is available under MIT-X license.
Creative Commons Attribution-Share Alike 3.0 License	The pgRouting Manual is licensed under a Creative Commons Attribution-Share Alike 3.0 License .

In general license information should be included in the header of each source file.

Contributors

This Release Contributors

Individuals (in alphabetical order)

Ashish Kumar, Cayetano Benavent, Daniel Kastl, Himanshu Raj, Martha Vergara, Regina Obe, Veenit Kumar, Virginia Vergara

And all the people that give us a little of their time making comments, finding issues, making pull requests etc. in any of our products: osm2pgrouting, pgRouting, pgRoutingLayer.

Corporate Sponsors (in alphabetical order)

These are corporate entities that have contributed developer time, hosting, or direct monetary funding to the pgRouting project:

- **Georepublic**
- **Google Summer of Code**
- **Leopark**
- **Paragon Corporation**

Contributors Past & Present:

Individuals (in alphabetical order)

Aasheesh Tiwari, Aditya Pratap Singh, Adrien Berchet, Akio Takubo, Andrea Nardelli, Anthony Tasca, Anton Patrushev, Ashraf Hossain, Ashish Kumar, Cayetano Benavent, Christian Gonzalez, Daniel Kastl, Dave Potts, David Techer, Denis Rykov, Ema Miyawaki, Esteban Zimanyi, Florian Thukow, Frederic Junod, Gerald Fenoy, Gudes Venkata Sai Akhil, Hang Wu, Himanshu Raj, Imre Samu, Jay Mahadeokar, Jinfu Leng, Kai Behncke, Kishore Kumar, Ko Nagase, Mahmoud Sakr, Manikata Kondeti, Mario Basa, Martin Wiesenhaan, Maxim Dubinin, Maoguang Wang, Mohamed Bakli, Mohamed Zia, Mukul Priya, Razequl Islam, Regina Obe, Rohith Reddy, Sarthak Agarwal, Sourabh Garg, Stephen Woodbridge, Sylvain Housseman, Sylvain Pasche, Veenit Kumar, Vidhan Jain, Virginia Vergara

Corporate Sponsors (in alphabetical order)

These are corporate entities that have contributed developer time, hosting, or direct monetary funding to the pgRouting project:

- Camptocamp
- CSIS (University of Tokyo)
- Georepublic
- Google Summer of Code
- iMaptools
- Leopark
- Orkney
- Paragon Corporation
- Versaterm Inc.

More Information

- The latest software, documentation and news items are available at the pgRouting web site <https://pgrouting.org>.
- PostgreSQL database server at the PostgreSQL main site <https://www.postgresql.org>.
- PostGIS extension at the PostGIS project web site <https://postgis.net>.
- Boost C++ source libraries at <https://www.boost.org>.
- The Migration guide can be found at <https://github.com/pgRouting/pgrouting/wiki/Migration-Guide>.

- **Supported versions: Latest (3.3) 3.2 3.1 3.0**
- **Unsupported versions: 2.6 2.5 2.4 2.3 2.2 2.1 2.0**

Installation

Table of Contents

- **Short Version**
- **Get the sources**
- **Enabling and upgrading in the database**
- **Dependencies**
- **Configuring**
- **Building**
- **Testing**

Instructions for downloading and installing binaries for different Operative systems instructions and additional notes and corrections not included in this documentation can be found in **Installation wiki**

To use pgRouting postGIS needs to be installed, please read the information about installation in this **Install Guide**

Short Version

Extracting the tar ball

```
tar xvfz pgrouting-3.3.1.tar.gz
cd pgrouting-3.3.1
```

To compile assuming you have all the dependencies in your search path:

```
mkdir build
cd build
cmake ..
make
sudo make install
```

Once pgRouting is installed, it needs to be enabled in each individual database you want to use it in.

```
createdb routing
psql routing -c 'CREATE EXTENSION PostGIS'
psql routing -c 'CREATE EXTENSION pgRouting'
```

Get the sources

The pgRouting latest release can be found in <https://github.com/pgRouting/pgrouting/releases/latest>

wget

To download this release:

```
wget -O pgrouting-3.3.1.tar.gz https://github.com/pgRouting/pgrouting/archive/v3.3.1.tar.gz
```

Goto **Short Version** to the extract and compile instructions.

git

To download the repository

```
git clone git://github.com/pgRouting/pgrouting.git
cd pgrouting
git checkout v3.3.1
```

Goto **Short Version** to the compile instructions (there is no tar ball).

Enabling and upgrading in the database

Enabling the database

pgRouting is an extension and depends on postGIS. Enabling postGIS before enabling pgRouting in the database

```
CREATE EXTENSION postgis;
CREATE EXTENSION pgrouting;
```

Upgrading the database

To upgrade pgRouting in the database to version 3.3.1 use the following command:

```
ALTER EXTENSION pgrouting UPDATE TO "3.3.1";
```

More information can be found in <https://www.postgresql.org/docs/current/sql-createextension.html>

Dependencies

Compilation Dependencies

To be able to compile pgRouting, make sure that the following dependencies are met:

- C and C++ compilers * Compiling with Boost 1.56 up to Boost 1.74 requires C++ Compiler with C++03 or C++11 standard support * Compiling with Boost 1.75 requires C++ Compiler with C++14 standard support
- Postgresql version = Supported versions by PostgreSQL
- The Boost Graph Library (BGL). Version >= 1.56
- CMake >= 3.2

optional dependencies

For user's documentation

- Sphinx >= 1.1
- Latex

For developer's documentation

- Doxygen >= 1.7

For testing

- pgtap
- pg_prove

For using:

- PostGIS version >= 2.2

Example: Installing dependencies on linux

Installing the compilation dependencies

Database dependencies

```
sudo apt-get install
postgresql-10 \
postgresql-server-dev-10 \
postgresql-10-postgis
```

Build dependencies

```
sudo apt-get install
cmake \
g++ \
libboost-graph-dev
```

Optional dependencies

For documentation and testing

```
sudo apt-get install -y python-sphinx \
texlive \
doxygen \
libtap-parser-sourcehandler-pgtap-perl \
postgresql-10-pgtap
```

Configuring

pgRouting uses the *cmake* system to do the configuration.

The build directory is different from the source directory

Create the build directory

```
$ mkdir build
```

Configurable variables

To see the variables that can be configured

```
$ cd build
$ cmake -L ..
```

Configuring The Documentation

Most of the effort of the documentation has being on the HTML files. Some variables for the documentation:

Variable	Default	Comment
WITH_DOC	BOOL=OFF	Turn on/off building the documentation
BUILD_HTML	BOOL=ON	If ON, turn on/off building HTML for user's documentation
BUILD_DOXY	BOOL=ON	If ON, turn on/off building HTML for developer's documentation
BUILD_LATEX	BOOL=OFF	If ON, turn on/off building PDF

Variable	Default	Comment
BUILD_MAN	BOOL=OFF	If ON, turn on/off building MAN pages
DOC_USE_BOOTSTRAP	BOOL=OFF	If ON, use sphinx-bootstrap for HTML pages of the users documentation

Configuring with documentation

```
$ cmake -DWITH_DOC=ON ..
```



Note

Most of the effort of the documentation has being on the html files.

Building

Using `make` to build the code and the documentation

The following instructions start from *path/to/pgrouting/build*

```
$ make      # build the code but not the documentation
$ make doc  # build only the documentation
$ make all doc # build both the code and the documentation
```

We have tested on several platforms, For installing or reinstalling all the steps are needed.



Warning

The sql signatures are configured and build in the `cmake` command.

MinGW on Windows

```
$ mkdir build
$ cd build
$ cmake -G"MSYS Makefiles" ..
$ make
$ make install
```

Linux

The following instructions start from *path/to/pgrouting*

```
mkdir build
cd build
cmake ..
make
sudo make install
```

When the configuration changes:

```
rm -rf build
```

and start the build process as mentioned above.

Testing

Currently there is no `make test` and testing is done as follows

The following instructions start from *path/to/pgrouting/*

```
tools/testers/doc_queries_generator.pl
createdb -U <user> __pgr__ test__
sh ./tools/testers/pg_prove_tests.sh <user>
dropdb -U <user> __pgr__ test__
```

See Also

Indices and tables

- [Index](#)
- [Search Page](#)

- **Supported versions: Latest (3.3) 3.2 3.1 3.0**
- **Unsupported versions: 2.6 2.5 2.4 2.3 2.2 2.1 2.0**

Support

pgRouting community support is available through the [pgRouting website](#), [documentation](#), tutorials, mailing lists and others. If you're looking for **commercial support**, find below a list of companies providing pgRouting development and consulting services.

Reporting Problems

Bugs are reported and managed in an **issue tracker**. Please follow these steps:

1. Search the tickets to see if your problem has already been reported. If so, add any extra context you might have found, or at least indicate that you too are having the problem. This will help us prioritize common issues.
2. If your problem is unreported, create a **new issue** for it.
3. In your report include explicit instructions to replicate your issue. The best tickets include the exact SQL necessary to replicate a problem.
4. If you can test older versions of PostGIS for your problem, please do. On your ticket, note the earliest version the problem appears.
5. For the versions where you can replicate the problem, note the operating system and version of pgRouting, PostGIS and PostgreSQL.
6. It is recommended to use the following wrapper on the problem to pin point the step that is causing the problem.

```
SET client_min_messages TO debug;
<your code>
SET client_min_messages TO notice;
```

Mailing List and GIS StackExchange

There are two mailing lists for pgRouting hosted on OSGeo mailing list server:

- User mailing list: <https://lists.osgeo.org/mailman/listinfo/pgrouting-users>
- Developer mailing list: <https://lists.osgeo.org/mailman/listinfo/pgrouting-dev>

For general questions and topics about how to use pgRouting, please write to the user mailing list.

You can also ask at **GIS StackExchange** and tag the question with `pgrouting`. Find all questions tagged with `pgrouting` under <https://gis.stackexchange.com/questions/tagged/pgrouting> or subscribe to the **pgRouting questions feed**.

Commercial Support

For users who require professional support, development and consulting services, consider contacting any of the following organizations, which have significantly contributed to the development of pgRouting:

Company	Offices in	Website
Georepublic	Germany, Japan	https://georepublic.info
Paragon Corporation	United States	https://www.paragoncorporation.com
Netlab	Capranica, Italy	https://www.osgeo.org/service-providers/netlab/

- **Sample Data** that is used in the examples of this manual.

- **Supported versions: Latest (3.3) 3.2 3.1 3.0**
- **Unsupported versions: 2.6 2.5 2.4 2.3 2.2 2.1 2.0**

Sample Data

The documentation provides very simple example queries based on a small sample network. To be able to execute the sample queries, run the following SQL commands to create a table with a small network data set.

Create table

```
CREATE TABLE edge_table (
  id BIGSERIAL,
  dir character varying,
  source BIGINT,
  target BIGINT,
  cost FLOAT,
  reverse_cost FLOAT,
  capacity BIGINT,
  reverse_capacity BIGINT,
  category_id INTEGER,
  reverse_category_id INTEGER,
  x1 FLOAT,
  y1 FLOAT,
  x2 FLOAT,
  y2 FLOAT,
  the_geom geometry
);
```

Insert data

```
INSERT INTO edge_table (
  category_id, reverse_category_id,
  cost, reverse_cost,
  capacity, reverse_capacity,
  x1, y1,
  x2, y2) VALUES
(3, 1, 1, 1, 80, 130, 2, 0, 2, 1),
(3, 2, -1, 1, -1, 100, 2, 1, 3, 1),
(2, 1, -1, 1, -1, 130, 3, 1, 4, 1),
(2, 4, 1, 1, 100, 50, 2, 1, 2, 2),
(1, 4, 1, -1, 130, -1, 3, 1, 3, 2),
(4, 2, 1, 1, 50, 100, 0, 2, 1, 2),
(4, 1, 1, 1, 50, 130, 1, 2, 2, 2),
(2, 1, 1, 1, 100, 130, 2, 2, 3, 2),
(1, 3, 1, 1, 130, 80, 3, 2, 4, 2),
(1, 4, 1, 1, 130, 50, 2, 2, 2, 3),
(1, 2, 1, -1, 130, -1, 3, 2, 3, 3),
(2, 3, 1, -1, 100, -1, 2, 3, 3, 3),
(2, 4, 1, -1, 100, -1, 3, 3, 4, 3),
(3, 1, 1, 1, 80, 130, 2, 3, 2, 4),
(3, 4, 1, 1, 80, 50, 4, 2, 4, 3),
(3, 3, 1, 1, 80, 80, 4, 1, 4, 2),
(1, 2, 1, 1, 130, 100, 0.5, 3.5, 1.9999999999999999, 3.5),
(4, 1, 1, 1, 50, 130, 3.5, 2.3, 3.5, 4);
```

Updating geometry

```
UPDATE edge_table SET the_geom = st_makeline(st_point(x1,y1),st_point(x2,y2)),
dir = CASE WHEN (cost>0 AND reverse_cost>0) THEN 'B' -- both ways
  WHEN (cost>0 AND reverse_cost<0) THEN 'FT' -- direction of the LINESTRING
  WHEN (cost<0 AND reverse_cost>0) THEN 'TF' -- reverse direction of the LINESTRING
  ELSE " END; -- unknown
```

Topology

- Before you test a routing function use this query to create a topology (fills the `source` and `target` columns).

```
SELECT pgr_createTopology('edge_table',0.001);
```

Combinations of start and end vertices

- Used to test the `combinations_sql` signature in dijkstra-like functions.

```
CREATE TABLE combinations_table (
  source BIGINT,
  target BIGINT
);

INSERT INTO combinations_table (
  source, target) VALUES
(1, 2),
(1, 4),
(2, 1),
(2, 4),
(2, 17);
```

Points of interest

- When points outside of the graph.
- Used with the **withPoints - Family of functions** functions.

```
CREATE TABLE pointsOfInterest(
  pid BIGSERIAL,
  x FLOAT,
  y FLOAT,
  edge_id BIGINT,
  side CHAR,
  fraction FLOAT,
  the_geom geometry,
  newPoint geometry
);

INSERT INTO pointsOfInterest (x, y, edge_id, side, fraction) VALUES
(1.8, 0.4, 1, 'l', 0.4),
(4.2, 2.4, 15, 'r', 0.4),
(2.6, 3.2, 12, 'l', 0.6),
(0.3, 1.8, 6, 'r', 0.3),
(2.9, 1.8, 5, 'l', 0.8),
(2.2, 1.7, 4, 'b', 0.7);

UPDATE pointsOfInterest SET the_geom = st_makePoint(x,y);

UPDATE pointsOfInterest
SET newPoint = ST_LineInterpolatePoint(e.the_geom, fraction)
FROM edge_table AS e WHERE edge_id = id;
```

Restrictions

- Used with the **pgr_trsp - Turn Restriction Shortest Path (TRSP)** functions.

```
CREATE TABLE restrictions (
  rid BIGINT NOT NULL,
  to_cost FLOAT,
  target_id BIGINT,
  from_edge BIGINT,
  via_path TEXT
);

INSERT INTO restrictions (rid, to_cost, target_id, from_edge, via_path) VALUES
(1, 100, 7, 4, NULL),
(1, 100, 11, 8, NULL),
(1, 100, 10, 7, NULL),
(2, 4, 8, 3, 5),
(3, 100, 9, 16, NULL);

CREATE TABLE new_restrictions (
  id SERIAL PRIMARY KEY,
  path BIGINT[],
  cost float
);

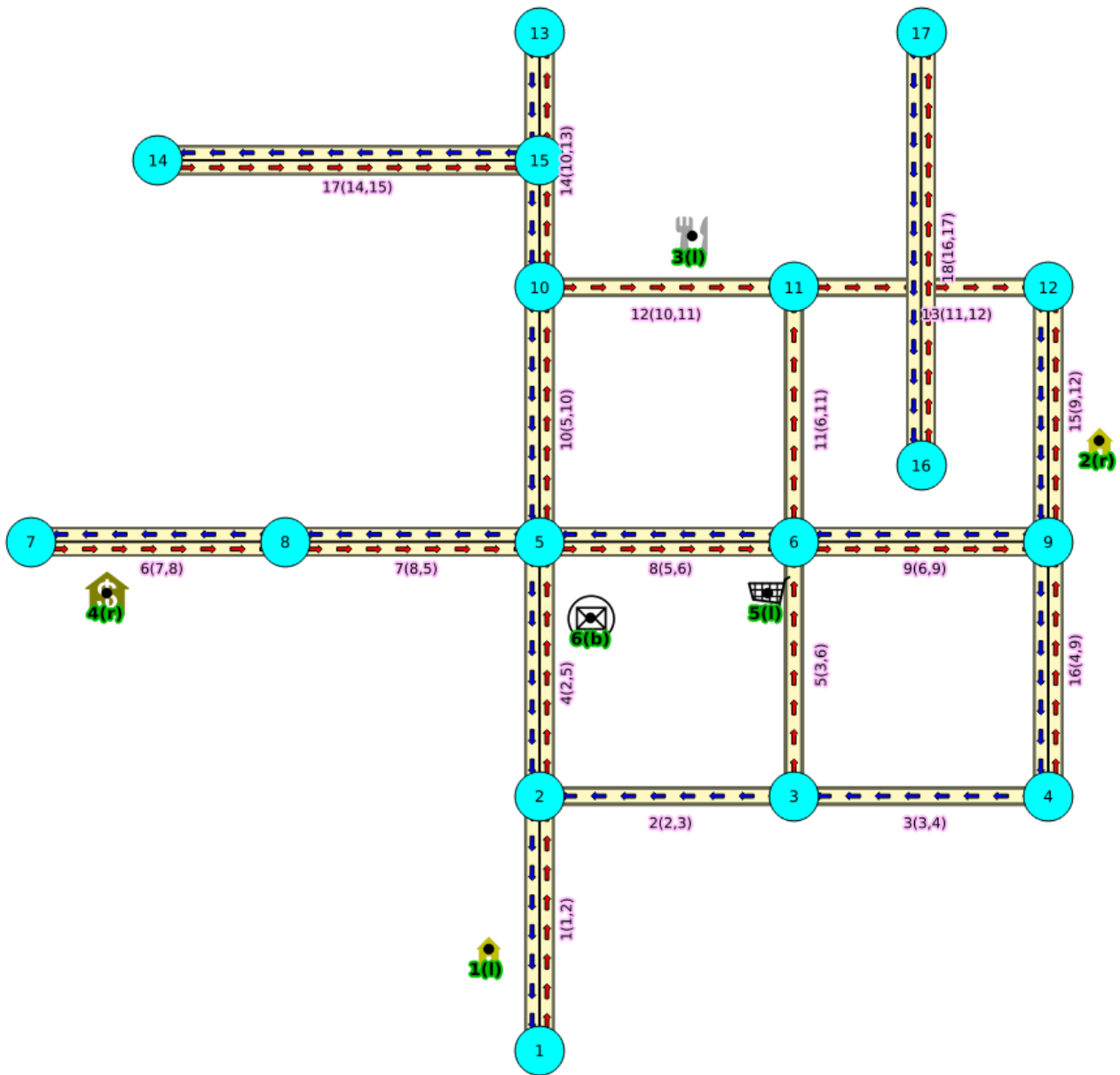
INSERT INTO new_restrictions (path, cost) VALUES
(ARRAY[4, 7], 100),
(ARRAY[8, 11], 100),
(ARRAY[4, 8], 100),
(ARRAY[5, 9], 100),
(ARRAY[10, 12], 100),
(ARRAY[9, 15], 100),
(ARRAY[3, 5, 8], 100);
```

Images

- Red arrows correspond when `cost > 0` in the edge table.
- Blue arrows correspond when `reverse_cost > 0` in the edge table.
- Points are outside the graph.
- Click on the graph to enlarge.

Network for queries marked as directed and cost and reverse_cost columns are used

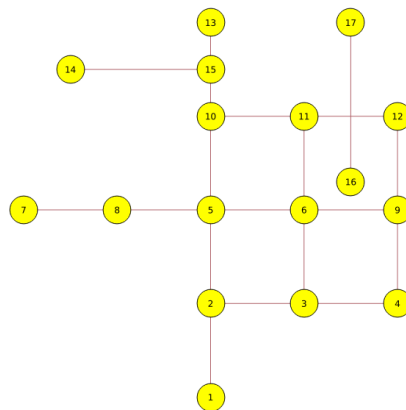
When working with city networks, this is recommended for point of view of vehicles.



Graph 1: Directed, with cost and reverse cost

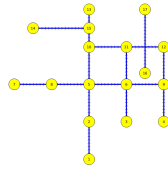
Network for queries marked as undirected and cost and reverse_cost columns are used

When working with city networks, this is recommended for point of view of pedestrians.



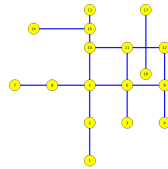
Graph 2: Undirected, with cost and reverse cost

Network for queries marked as directed and only cost column is used



Graph 3: Directed, with cost

Network for queries marked as undirected and only cost column is used



Graph 4: Undirected, with cost

Pick & Deliver Data

```
DROP TABLE IF EXISTS customer CASCADE;
CREATE table customer (
  id BIGINT not null primary key,
  x DOUBLE PRECISION,
  y DOUBLE PRECISION,
  demand INTEGER,
  opentime INTEGER,
  closetime INTEGER,
  servicetime INTEGER,
  pindex BIGINT,
  dindex BIGINT
);
```

```
INSERT INTO customer(
  id, x, y, demand, opentime, closetime, servicetime, pindex, dindex) VALUES
( 0, 40, 50, 0, 0, 1236, 0, 0, 0),
( 1, 45, 68, -10, 912, 967, 90, 11, 0),
( 2, 45, 70, -20, 825, 870, 90, 6, 0),
( 3, 42, 66, 10, 65, 146, 90, 0, 75),
( 4, 42, 68, -10, 727, 782, 90, 9, 0),
( 5, 42, 65, 10, 15, 67, 90, 0, 7),
( 6, 40, 69, 20, 621, 702, 90, 0, 2),
( 7, 40, 66, -10, 170, 225, 90, 5, 0),
( 8, 38, 68, 20, 255, 324, 90, 0, 10),
( 9, 38, 70, 10, 534, 605, 90, 0, 4),
(10, 35, 66, -20, 357, 410, 90, 8, 0),
(11, 35, 69, 10, 448, 505, 90, 0, 1),
(12, 25, 85, -20, 652, 721, 90, 18, 0),
(13, 22, 75, 30, 30, 92, 90, 0, 17),
(14, 22, 85, -40, 567, 620, 90, 16, 0),
(15, 20, 80, -10, 384, 429, 90, 19, 0),
(16, 20, 85, 40, 475, 528, 90, 0, 14),
(17, 18, 75, -30, 99, 148, 90, 13, 0),
(18, 15, 75, 20, 179, 254, 90, 0, 12),
(19, 15, 80, 10, 278, 345, 90, 0, 15),
(20, 30, 50, 10, 10, 73, 90, 0, 24),
(21, 30, 52, -10, 914, 965, 90, 30, 0),
(22, 28, 52, -20, 812, 883, 90, 28, 0),
(23, 28, 55, 10, 732, 777, 0, 0, 103),
(24, 25, 50, -10, 65, 144, 90, 20, 0),
(25, 25, 52, 40, 169, 224, 90, 0, 27),
(26, 25, 55, -10, 622, 701, 90, 29, 0),
(27, 23, 52, -40, 261, 316, 90, 25, 0),
(28, 23, 55, 20, 546, 593, 90, 0, 22),
(29, 20, 50, 10, 358, 405, 90, 0, 26),
(30, 20, 55, 10, 449, 504, 90, 0, 21),
(31, 10, 35, -30, 200, 237, 90, 32, 0),
(32, 10, 40, 30, 31, 100, 90, 0, 31),
(33, 8, 40, 40, 87, 158, 90, 0, 37),
(34, 8, 45, -30, 751, 816, 90, 38, 0),
(35, 5, 35, 10, 283, 344, 90, 0, 39),
(36, 5, 45, 10, 665, 716, 0, 0, 105),
(37, 2, 40, -40, 383, 434, 90, 33, 0),
(38, 0, 40, 30, 479, 522, 90, 0, 34),
(39, 0, 45, -10, 567, 624, 90, 35, 0),
(40, 0, 50, 20, 254, 294, 90, 36, 0)
```

```
( 40, 33, 30, -20, 204, 321, 90, 42, 0),
( 41, 35, 32, -10, 166, 235, 90, 43, 0),
( 42, 33, 32, 20, 68, 149, 90, 0, 40),
( 43, 33, 35, 10, 16, 80, 90, 0, 41),
( 44, 32, 30, 10, 359, 412, 90, 0, 46),
( 45, 30, 30, 10, 541, 600, 90, 0, 48),
( 46, 30, 32, -10, 448, 509, 90, 44, 0),
( 47, 30, 35, -10, 1054, 1127, 90, 49, 0),
( 48, 28, 30, -10, 632, 693, 90, 45, 0),
( 49, 28, 35, 10, 1001, 1066, 90, 0, 47),
( 50, 26, 32, 10, 815, 880, 90, 0, 52),
( 51, 25, 30, 10, 725, 786, 0, 0, 101),
( 52, 25, 35, -10, 912, 969, 90, 50, 0),
( 53, 44, 5, 20, 286, 347, 90, 0, 58),
( 54, 42, 10, 40, 186, 257, 90, 0, 60),
( 55, 42, 15, -40, 95, 158, 90, 57, 0),
( 56, 40, 5, 30, 385, 436, 90, 0, 59),
( 57, 40, 15, 40, 35, 87, 90, 0, 55),
( 58, 38, 5, -20, 471, 534, 90, 53, 0),
( 59, 38, 15, -30, 651, 740, 90, 56, 0),
( 60, 35, 5, -40, 562, 629, 90, 54, 0),
( 61, 50, 30, -10, 531, 610, 90, 67, 0),
( 62, 50, 35, 20, 262, 317, 90, 0, 68),
( 63, 50, 40, 50, 171, 218, 90, 0, 74),
( 64, 48, 30, 10, 632, 693, 0, 0, 102),
( 65, 48, 40, 10, 76, 129, 90, 0, 72),
( 66, 47, 35, 10, 826, 875, 90, 0, 69),
( 67, 47, 40, 10, 12, 77, 90, 0, 61),
( 68, 45, 30, -20, 734, 777, 90, 62, 0),
( 69, 45, 35, -10, 916, 969, 90, 66, 0),
( 70, 95, 30, -30, 387, 456, 90, 81, 0),
( 71, 95, 35, 20, 293, 360, 90, 0, 77),
( 72, 53, 30, -10, 450, 505, 90, 65, 0),
( 73, 92, 30, -10, 478, 551, 90, 76, 0),
( 74, 53, 35, -50, 353, 412, 90, 63, 0),
( 75, 45, 65, -10, 997, 1068, 90, 3, 0),
( 76, 90, 35, 10, 203, 260, 90, 0, 73),
( 77, 88, 30, -20, 574, 643, 90, 71, 0),
( 78, 88, 35, 20, 109, 170, 0, 0, 104),
( 79, 87, 30, 10, 668, 731, 90, 0, 80),
( 80, 85, 25, -10, 769, 820, 90, 79, 0),
( 81, 85, 35, 30, 47, 124, 90, 0, 70),
( 82, 75, 55, 20, 369, 420, 90, 0, 85),
( 83, 72, 55, -20, 265, 338, 90, 87, 0),
( 84, 70, 58, 20, 458, 523, 90, 0, 89),
( 85, 68, 60, -20, 555, 612, 90, 82, 0),
( 86, 66, 55, 10, 173, 238, 90, 0, 91),
( 87, 65, 55, 20, 85, 144, 90, 0, 83),
( 88, 65, 60, -10, 645, 708, 90, 90, 0),
( 89, 63, 58, -20, 737, 802, 90, 84, 0),
( 90, 60, 55, 10, 20, 84, 90, 0, 88),
( 91, 60, 60, -10, 836, 889, 90, 86, 0),
( 92, 67, 85, 20, 368, 441, 90, 0, 93),
( 93, 65, 85, -20, 475, 518, 90, 92, 0),
( 94, 65, 82, -10, 285, 336, 90, 96, 0),
( 95, 62, 80, -20, 196, 239, 90, 98, 0),
( 96, 60, 80, 10, 95, 156, 90, 0, 94),
( 97, 60, 85, 30, 561, 622, 0, 0, 106),
( 98, 58, 75, 20, 30, 84, 90, 0, 95),
( 99, 55, 80, -20, 743, 820, 90, 100, 0),
( 100, 55, 85, 20, 647, 726, 90, 0, 99),
( 101, 25, 30, -10, 725, 786, 90, 51, 0),
( 102, 48, 30, -10, 632, 693, 90, 64, 0),
( 103, 28, 55, -10, 732, 777, 90, 23, 0),
( 104, 88, 35, -20, 109, 170, 90, 78, 0),
( 105, 5, 45, -10, 665, 716, 90, 36, 0),
( 106, 60, 85, -30, 561, 622, 90, 97, 0);
```

Pgrouing Concepts

- Supported versions: **Latest (3.3) 3.2 3.1 3.0**
- Unsupported versions: **2.6 2.5 2.4 2.3 2.2 2.1 2.0**

pgRouting Concepts

Contents

- pgRouting Concepts
 - Getting Started
 - Create a routing Database
 - Load Data
 - Build a Routing Topology
 - Check the Routing Topology
 - Compute a Path

- **Group of Functions**
 - **One to One**
 - **One to Many**
 - **Many to One**
 - **Many to Many**
 - **Combinations**
- **Inner Queries**
 - **Description of the edges_sql query for dijkstra like functions**
- **Parameters**
 - **edges_sql query for aStar - Family of functions and aStar - Family of functions functions**
 - **Description of the combinations_sql query for dijkstra like functions**
- **Return columns & values**
 - **Return values for a path**
 - **Return values for multiple paths from the same source and destination**
 - **Description of the return values for a Cost Matrix - Category function**
 - **Description of the Return Values**
- **Advanced Topics**
 - **Routing Topology**
 - **Graph Analytics**
 - **Analyze a Graph**
 - **Analyze One Way Streets**
 - **Example**
- **Performance Tips**
 - **For the Routing functions**
 - **For the topology functions:**
- **How to contribute**

Getting Started

This is a simple guide to walk you through the steps of getting started with pgRouting. In this guide we will cover:

- **Create a routing Database**
- **Load Data**
- **Build a Routing Topology**
- **Check the Routing Topology**
- **Compute a Path**

Create a routing Database

The first thing we need to do is create a database and load pgrouting in the database. Typically you will create a database for each project. Once you have a database to work in, you can load your data and build your application in that database. This makes it easy to move your project later if you want to to say a production server.

For Postgresql 9.2 and later versions

```
createdb mydatabase
psql mydatabase -c "create extension postgis"
psql mydatabase -c "create extension pgrouting"
```

Load Data

There are several ways to load your data into pgRouting. The most direct way is to load an Open Street Maps (OSM) dataset using **osm2pgrouting**. This is a tool, integrated in pgRouting project, that loads OSM data into postgresql with pgRouting requirements, including data structure and routing topology.

If you have other requirements, you can try various OpenSource tools that can help you, like:

shp2pgsql:

- this is the postgresql shapefile loader

ogr2ogr:

- this is a vector data conversion utility

osm2pgsql:

- this is a tool for loading OSM data into postgresql

Please note that these tools will not import the data in a structure compatible with pgRouting and you might need to adapt it.

These tools and probably others will allow you to read vector data so that you may then load that data into your database as a table of some kind. At this point you need to know a little about your data structure and content. One easy way to browse your new data table is with pgAdmin or phpPgAdmin.

Build a Routing Topology



Note

this step is not needed if data is loaded with *osm2pgrouting*

Next we need to build a topology for our street data. What this means is that for any given edge in your street data the ends of that edge will be connected to a unique node and to other edges that are also connected to that same unique node. Once all the edges are connected to nodes we have a graph that can be used for routing with pgrouting. We provide a tool that will help with this:

```
select pgr_createTopology('myroads', 0.000001);
```

where you should replace 'myroads' with the name of your table storing the edges.

- **pgr_createTopology**

Check the Routing Topology

There are lots of possible sources for errors in a graph. The data that you started with may not have been designed with routing in mind. A graph has some very specific requirements. One is that it is *NODED*, this means that except for some very specific use cases, each road segment starts and ends at a node and that in general it does not cross another road segment that it should be connected to.

There can be other errors like the direction of a one-way street being entered in the wrong direction. We do not have tools to search for all possible errors but we have some basic tools that might help.

```
select pgr_analyzeGraph('myroads', 0.000001);
select pgr_analyzeOneWay('myroads', s_in_rules, s_out_rules,
                          t_in_rules, t_out_rules,
                          direction);
select pgr_nodeNetwork('myroads', 0.001);
```

where you should replace 'myroads' with the name of your table storing the edges ('ways', in case you used osm2pgrouting to import the data).

- **pgr_analyzeGraph**
- **pgr_analyzeOneWay**
- **pgr_nodeNetwork**

Compute a Path

Once you have all the preparation work done above, computing a route is fairly easy. We have a lot of different algorithms that can work with your prepared road network. The general form of a route query using Dijkstra algorithm is:

```
select pgr_dijkstra('SELECT * FROM myroads', <start>, <end>)
```

This algorithm only requires *id*, *source*, *target* and *cost* as the minimal attributes, that by default will be considered to be columns in your roads table. If the column names in your roads table do not match exactly the names of these attributes, you can use aliases. For example, if you imported OSM data using **osm2pgrouting**, your id column's name would be *gid* and your roads table would be *ways*, so you would query a route from node id 1 to node id 2 by typing:

```
select pgr_dijkstra('SELECT gid AS id, source, target, cost FROM ways', 1, 2)
```

As you can see this is fairly straight forward and it also allows for great flexibility, both in terms of database structure and in defining cost functions. You can test the previous query using *length_m AS cost* to compute the shortest path in meters or *cost_s / 60 AS cost* to compute the fastest path in minutes.

You can look at the specific algorithms for the details of the signatures and how to use them. These results have information like edge id and/or the node id along with the cost or geometry for the step in the path from *start* to *end*. Using the ids you can join these results back to your edge table to get more information about each step in the path.

- **pgr_dijkstra**

Group of Functions

A function might have different overloads. Across this documentation, to indicate which overload we use the following terms:

- **One to One**
- **One to Many**
- **Many to One**

- **Many to Many**
- **Combinations**

Depending on the overload are the parameters used, keeping consistency across all functions.

One to One

When routing from:

- From **one** starting vertex
- to **one** ending vertex

One to Many

When routing from:

- From **one** starting vertex
- to **many** ending vertices

Many to One

When routing from:

- From **many** starting vertices
- to **one** ending vertex

Many to Many

When routing from:

- From **many** starting vertices
- to **many** ending vertices

Combinations

When routing from:

- From **many** different starting vertices
- to **many** different ending vertices
- Every tuple specifies a pair of a start vertex and an end vertex
- Users can define the combinations as desired.

Inner Queries

• Description of the edges_sql query for dijkstra like functions

There are several kinds of valid inner queries and also the columns returned are depending of the function. Which kind of inner query will depend on the function(s) requirements. To simplify variety of types, `ANY-INTEGER` and `ANY-NUMERICAL` is used.

Where:

ANY-INTEGER:

SMALLINT, INTEGER, BIGINT

ANY-NUMERICAL:

SMALLINT, INTEGER, BIGINT, REAL, FLOAT

Description of the edges_sql query for dijkstra like functions

Column	Type	Default	Description
id	<code>ANY-INTEGER</code>		Identifier of the edge.
source	<code>ANY-INTEGER</code>		Identifier of the first end point vertex of the edge.
target	<code>ANY-INTEGER</code>		Identifier of the second end point vertex of the edge.
cost	<code>ANY-NUMERICAL</code>		Weight of the edge (<i>source</i> , <i>target</i>) <ul style="list-style-type: none"> • When negative: edge (<i>source</i>, <i>target</i>) does not exist, therefore it's not part of the graph.
reverse_cost	<code>ANY-NUMERICAL</code>	-1	Weight of the edge (<i>target</i> , <i>source</i>), <ul style="list-style-type: none"> • When negative: edge (<i>target</i>, <i>source</i>) does not exist, therefore it's not part of the graph.

Where:

ANY-INTEGER:

SMALLINT, INTEGER, BIGINT

ANY-NUMERICAL:

SMALLINT, INTEGER, BIGINT, REAL, FLOAT

Description of the edges_sql query (id is not necessary)**edges_sql:**

an SQL query, which should return a set of rows with the following columns:

Column	Type	Default	Description
source	ANY-INTEGER		Identifier of the first end point vertex of the edge.
target	ANY-INTEGER		Identifier of the second end point vertex of the edge.
cost	ANY-NUMERICAL		Weight of the edge (<i>source</i> , <i>target</i>) <ul style="list-style-type: none"> When negative: edge (<i>source</i>, <i>target</i>) does not exist, therefore it's not part of the graph.
reverse_cost	ANY-NUMERICAL	-1	Weight of the edge (<i>target</i> , <i>source</i>), <ul style="list-style-type: none"> When negative: edge (<i>target</i>, <i>source</i>) does not exist, therefore it's not part of the graph.

Where:

ANY-INTEGER:

SMALLINT, INTEGER, BIGINT

ANY-NUMERICAL:

SMALLINT, INTEGER, BIGINT, REAL, FLOAT

Parameters

Parameter	Type	Default	Description
edges_sql	TEXT		SQL query as described above.
via_vertices	ARRAY[ANY-INTEGER]		Array of ordered vertices identifiers that are going to be visited.
directed	BOOLEAN	true	<ul style="list-style-type: none"> When true Graph is considered <i>Directed</i> When false the graph is considered as Undirected.
strict	BOOLEAN	false	<ul style="list-style-type: none"> When false ignores missing paths returning all paths found When true if a path is missing stops and returns <i>EMPTY SET</i>
U_turn_on_edge	BOOLEAN	true	<ul style="list-style-type: none"> When true departing from a visited vertex will not try to avoid using the edge used to reach it. In other words, U turn using the edge with same <i>id</i> is allowed. When false when a departing from a visited vertex tries to avoid using the edge used to reach it. In other words, U turn using the edge with same <i>id</i> is used when no other path is found.

edges_sql query for aStar - Family of functions and aStar - Family of functions functions**edges_sql:**

an SQL query, which should return a set of rows with the following columns:

Column	Type	Default	Description
id	ANY-INTEGER		Identifier of the edge.
source	ANY-INTEGER		Identifier of the first end point vertex of the edge.
target	ANY-INTEGER		Identifier of the second end point vertex of the edge.
cost	ANY-NUMERICAL		Weight of the edge (<i>source</i> , <i>target</i>) <ul style="list-style-type: none"> When negative: edge (<i>source</i>, <i>target</i>) does not exist, therefore it's not part of the graph.
reverse_cost	ANY-NUMERICAL	-1	Weight of the edge (<i>target</i> , <i>source</i>), <ul style="list-style-type: none"> When negative: edge (<i>target</i>, <i>source</i>) does not exist, therefore it's not part of the graph.
x1	ANY-NUMERICAL		X coordinate of <i>source</i> vertex.
y1	ANY-NUMERICAL		Y coordinate of <i>source</i> vertex.
x2	ANY-NUMERICAL		X coordinate of <i>target</i> vertex.
y2	ANY-NUMERICAL		Y coordinate of <i>target</i> vertex.

Where:

ANY-INTEGER:

SMALLINT, INTEGER, BIGINT

ANY-NUMERICAL:

SMALLINT, INTEGER, BIGINT, REAL, FLOAT

For **pgr_pushRelabel**, **pgr_edmondsKarp**, **pgr_boykovKolmogorov** :**Edges SQL:**

an SQL query of a directed graph of capacities, which should return a set of rows with the following columns:

Column	Type	Default	Description
id	ANY-INTEGER		Identifier of the edge.
source	ANY-INTEGER		Identifier of the first end point vertex of the edge.
target	ANY-INTEGER		Identifier of the second end point vertex of the edge.
capacity	ANY-INTEGER		Weight of the edge (<i>source</i> , <i>target</i>) <ul style="list-style-type: none"> When negative: edge (<i>source</i>, <i>target</i>) does not exist, therefore it's not part of the graph.
reverse_capacity	ANY-INTEGER	-1	Weight of the edge (<i>target</i> , <i>source</i>), <ul style="list-style-type: none"> When negative: edge (<i>target</i>, <i>source</i>) does not exist, therefore it's not part of the graph.

Where:

ANY-INTEGER:

SMALLINT, INTEGER, BIGINT

For **pgr_maxFlowMinCost - Experimental** and **pgr_maxFlowMinCost_Cost - Experimental**:**Edges SQL:**

an SQL query of a directed graph of capacities, which should return a set of rows with the following columns:

Column	Type	Default	Description
id	ANY-INTEGER		Identifier of the edge.
source	ANY-INTEGER		Identifier of the first end point vertex of the edge.
target	ANY-INTEGER		Identifier of the second end point vertex of the edge.
capacity	ANY-INTEGER		Capacity of the edge (<i>source</i> , <i>target</i>) <ul style="list-style-type: none"> When negative: edge (<i>source</i>, <i>target</i>) does not exist, therefore it's not part of the graph.
reverse_capacity	ANY-INTEGER	-1	Capacity of the edge (<i>target</i> , <i>source</i>), <ul style="list-style-type: none"> When negative: edge (<i>target</i>, <i>source</i>) does not exist, therefore it's not part of the graph.
cost	ANY-NUMERICAL		Weight of the edge (<i>source</i> , <i>target</i>) if it exists.
reverse_cost	ANY-NUMERICAL	0	Weight of the edge (<i>target</i> , <i>source</i>) if it exists.

Where:

ANY-INTEGER:

SMALLINT, INTEGER, BIGINT

ANY-NUMERICAL:

smallint, int, bigint, real, float

Description of the Points SQL query**points_sql:**

an SQL query, which should return a set of rows with the following columns:

Column	Type	Description
pid	ANY-INTEGER	(optional) Identifier of the point. <ul style="list-style-type: none"> If column present, it can not be NULL. If column not present, a sequential identifier will be given automatically.
edge_id	ANY-INTEGER	Identifier of the "closest" edge to the point.
fraction	ANY-NUMERICAL	Value in <0,1> that indicates the relative position from the first end point of the edge.

Column	Type	Description
side	CHAR	(optional) Value in ['b', 'r', 'l', NULL] indicating if the point is: <ul style="list-style-type: none"> In the right, left of the edge or If it doesn't matter with 'b' or NULL. If column not present 'b' is considered.

Where:

ANY-INTEGER:

smallint, int, bigint

ANY-NUMERICAL:

smallint, int, bigint, real, float

Description of the combinations_sql query for dijkstra like functions

Column	Type	Default	Description
source	ANY-INTEGER		Identifier of the first end point vertex of the edge.
target	ANY-INTEGER		Identifier of the second end point vertex of the edge.

Where:

ANY-INTEGER:

SMALLINT, INTEGER, BIGINT

Return columns & values

- Return values for a path
- Return values for multiple paths from the same source and destination
- Description of the return values for a Cost Matrix - Category function
- Description of the Return Values

There are several kinds of columns returned are depending of the function.

Return values for a path

Returns set of (seq, path_seq [, start_vid] [, end_vid], node, edge, cost, agg_cost)

Column	Type	Description
seq	INT	Sequential value starting from 1.
path_seq	INT	Relative position in the path. Has value 1 for the beginning of a path.
start_vid	BIGINT	Identifier of the starting vertex. Returned when multiple starting vertices are in the query. <ul style="list-style-type: none"> Many to One Many to Many
end_vid	BIGINT	Identifier of the ending vertex. Returned when multiple ending vertices are in the query. <ul style="list-style-type: none"> One to Many Many to Many
node	BIGINT	Identifier of the node in the path from start_vid to end_vid.
edge	BIGINT	Identifier of the edge used to go from node to the next node in the path sequence. -1 for the last node of the path.
cost	FLOAT	Cost to traverse from node using edge to the next node in the path sequence.
agg_cost	FLOAT	Aggregate cost from start_v to node.

Return values for multiple paths from the same source and destination

Returns set of (seq, path_id, path_seq [, start_vid] [, end_vid], node, edge, cost, agg_cost)

Column	Type	Description
seq	INT	Sequential value starting from 1.
path_id	INT	Path identifier. Has value 1 for the first of a path. Used when there are multiple paths for the same start_vid to end_vid combination.
path_seq	INT	Relative position in the path. Has value 1 for the beginning of a path.

Column	Type	Description
start_vid	BIGINT	Identifier of the starting vertex. Returned when multiple starting vertices are in the query. <ul style="list-style-type: none"> Many to One Many to Many
end_vid	BIGINT	Identifier of the ending vertex. Returned when multiple ending vertices are in the query. <ul style="list-style-type: none"> One to Many Many to Many
node	BIGINT	Identifier of the node in the path from <code>start_vid</code> to <code>end_vid</code> .
edge	BIGINT	Identifier of the edge used to go from <code>node</code> to the next node in the path sequence. -1 for the last node of the path.
cost	FLOAT	Cost to traverse from <code>node</code> using <code>edge</code> to the next node in the path sequence.
agg_cost	FLOAT	Aggregate cost from <code>start_v</code> to <code>node</code> .

Description of the return values for a Cost Matrix - Category function

Returns SET OF (`start_vid`, `end_vid`, `agg_cost`)

Column	Type	Description
start_vid	BIGINT	Identifier of the starting vertex.
end_vid	BIGINT	Identifier of the ending vertex.
agg_cost	FLOAT	Aggregate cost from <code>start_vid</code> to <code>end_vid</code> .

Description of the Return Values

For **pgr_pushRelabel**, **pgr_edmondsKarp**, **pgr_boykovKolmogorov** :

Column	Type	Description
seq	INT	Sequential value starting from 1.
edge	BIGINT	Identifier of the edge in the original query(<code>edges_sql</code>).
start_vid	BIGINT	Identifier of the first end point vertex of the edge.
end_vid	BIGINT	Identifier of the second end point vertex of the edge.
flow	BIGINT	Flow through the edge in the direction (<code>start_vid</code> , <code>end_vid</code>).
residual_capacity	BIGINT	Residual capacity of the edge in the direction (<code>start_vid</code> , <code>end_vid</code>).

For **pgr_maxFlowMinCost** - Experimental

Column	Type	Description
seq	INT	Sequential value starting from 1.
edge	BIGINT	Identifier of the edge in the original query(<code>edges_sql</code>).
source	BIGINT	Identifier of the first end point vertex of the edge.
target	BIGINT	Identifier of the second end point vertex of the edge.
flow	BIGINT	Flow through the edge in the direction (source, target).
residual_capacity	BIGINT	Residual capacity of the edge in the direction (source, target).
cost	FLOAT	The cost of sending this flow through the edge in the direction (source, target).
agg_cost	FLOAT	The aggregate cost.

Advanced Topics

- Routing Topology
- Graph Analytics
- Analyze a Graph
- Analyze One Way Streets
 - Example

Routing Topology

Overview

Typically when GIS files are loaded into the data database for use with pgRouting they do not have topology information associated with them. To create a useful topology the data needs to be “noded”. This means that where two or more roads form an intersection there it needs to be a node at the intersection and all the road segments need to be broken at the intersection, assuming that you can navigate from any of these segments to any other segment via that intersection.

You can use the **graph analysis functions** to help you see where you might have topology problems in your data. If you need to node your data, we also have a function **pgr_nodeNetwork()** that might work for you. This function splits ALL crossing segments and nodes them. There are some cases where this might NOT be the right thing to do.

For example, when you have an overpass and underpass intersection, you do not want these noded, but pgr_nodeNetwork does not know that is the case and will node them which is not good because then the router will be able to turn off the overpass onto the underpass like it was a flat 2D intersection. To deal with this problem some data sets use z-levels at these types of intersections and other data might not node these intersection which would be ok.

For those cases where topology needs to be added the following functions may be useful. One way to prep the data for pgRouting is to add the following columns to your table and then populate them as appropriate. This example makes a lot of assumption like that you original data tables already has certain columns in it like one_way, fcc, and possibly others and that they contain specific data values. This is only to give you an idea of what you can do with your data.

```
ALTER TABLE edge_table
ADD COLUMN source integer,
ADD COLUMN target integer,
ADD COLUMN cost_len double precision,
ADD COLUMN cost_time double precision,
ADD COLUMN rcost_len double precision,
ADD COLUMN rcost_time double precision,
ADD COLUMN x1 double precision,
ADD COLUMN y1 double precision,
ADD COLUMN x2 double precision,
ADD COLUMN y2 double precision,
ADD COLUMN to_cost double precision,
ADD COLUMN rule text,
ADD COLUMN isolated integer;

SELECT pgr_createTopology('edge_table', 0.000001, 'the_geom', 'id');
```

The function **pgr_createTopology** will create the vertices_tmp table and populate the source and target columns. The following example populated the remaining columns. In this example, the fcc column contains feature class code and the CASE statements converts it to an average speed.

```

UPDATE edge_table SET x1 = st_x(st_startpoint(the_geom)),
    y1 = st_y(st_startpoint(the_geom)),
    x2 = st_x(st_endpoint(the_geom)),
    y2 = st_y(st_endpoint(the_geom)),
cost_len = st_length_spheroid(the_geom, 'SPHEROID["WGS84",6378137,298.25728]'),
rcost_len = st_length_spheroid(the_geom, 'SPHEROID["WGS84",6378137,298.25728]'),
len_km = st_length_spheroid(the_geom, 'SPHEROID["WGS84",6378137,298.25728]')/1000.0,
len_miles = st_length_spheroid(the_geom, 'SPHEROID["WGS84",6378137,298.25728]')
    / 1000.0 * 0.6213712,
speed_mph = CASE WHEN fcc='A10' THEN 65
    WHEN fcc='A15' THEN 65
    WHEN fcc='A20' THEN 55
    WHEN fcc='A25' THEN 55
    WHEN fcc='A30' THEN 45
    WHEN fcc='A35' THEN 45
    WHEN fcc='A40' THEN 35
    WHEN fcc='A45' THEN 35
    WHEN fcc='A50' THEN 25
    WHEN fcc='A60' THEN 25
    WHEN fcc='A61' THEN 25
    WHEN fcc='A62' THEN 25
    WHEN fcc='A64' THEN 25
    WHEN fcc='A70' THEN 15
    WHEN fcc='A69' THEN 10
    ELSE null END,
speed_kmh = CASE WHEN fcc='A10' THEN 104
    WHEN fcc='A15' THEN 104
    WHEN fcc='A20' THEN 88
    WHEN fcc='A25' THEN 88
    WHEN fcc='A30' THEN 72
    WHEN fcc='A35' THEN 72
    WHEN fcc='A40' THEN 56
    WHEN fcc='A45' THEN 56
    WHEN fcc='A50' THEN 40
    WHEN fcc='A60' THEN 50
    WHEN fcc='A61' THEN 40
    WHEN fcc='A62' THEN 40
    WHEN fcc='A64' THEN 40
    WHEN fcc='A70' THEN 25
    WHEN fcc='A69' THEN 15
    ELSE null END;

-- UPDATE the cost information based on oneway streets

UPDATE edge_table SET
cost_time = CASE
    WHEN one_way='TF' THEN 10000.0
    ELSE cost_len/1000.0/speed_kmh::numeric*3600.0
END,
rcost_time = CASE
    WHEN one_way='FT' THEN 10000.0
    ELSE cost_len/1000.0/speed_kmh::numeric*3600.0
END;

-- clean up the database because we have updated a lot of records

VACUUM ANALYZE VERBOSE edge_table;

```

Now your database should be ready to use any (most?) of the pgRouting algorithms.

Graph Analytics

Overview

It is common to find problems with graphs that have not been constructed fully noded or in graphs with z-levels at intersection that have been entered incorrectly. An other problem is one way streets that have been entered in the wrong direction. We can not detect errors with respect to “ground” truth, but we can look for inconsistencies and some anomalies in a graph and report them for additional inspections.

We do not current have any visualization tools for these problems, but I have used mapserver to render the graph and highlight potential problem areas. Someone familiar with graphviz might contribute tools for generating images with that.

Analyze a Graph

With **pg_r_analyzeGraph** the graph can be checked for errors. For example for table “mytab” that has “mytab_vertices_pgr” as the vertices table:

```

SELECT pgr_analyzeGraph('mytab', 0.000002);
NOTICE: Performing checks, please wait...
NOTICE: Analyzing for dead ends. Please wait...
NOTICE: Analyzing for gaps. Please wait...
NOTICE: Analyzing for isolated edges. Please wait...
NOTICE: Analyzing for ring geometries. Please wait...
NOTICE: Analyzing for intersections. Please wait...
NOTICE: ANALYSIS RESULTS FOR SELECTED EDGES:
NOTICE: Isolated segments: 158
NOTICE: Dead ends: 20028
NOTICE: Potential gaps found near dead ends: 527
NOTICE: Intersections detected: 2560
NOTICE: Ring geometries: 0
pgr_analyzeGraph
-----
OK
(1 row)

```

In the vertices table “mytab_vertices_pgr”:

- Deadends are identified by `cnt=1`
- Potential gap problems are identified with `chk=1`.

```

SELECT count(*) as deadends FROM mytab_vertices_pgr WHERE cnt = 1;
deadends
-----
20028
(1 row)

SELECT count(*) as gaps FROM mytab_vertices_pgr WHERE chk = 1;
gaps
-----
527
(1 row)

```

For isolated road segments, for example, a segment where both ends are deadends. you can find these with the following query:

```

SELECT *
FROM mytab a, mytab_vertices_pgr b, mytab_vertices_pgr c
WHERE a.source=b.id AND b.cnt=1 AND a.target=c.id AND c.cnt=1;

```

If you want to visualize these on a graphic image, then you can use something like mapserver to render the edges and the vertices and style based on `cnt` or if they are isolated, etc. You can also do this with a tool like graphviz, or geoserver or other similar tools.

Analyze One Way Streets

pgr_analyzeOneWay analyzes one way streets in a graph and identifies any flipped segments. Basically if you count the edges coming into a node and the edges exiting a node the number has to be greater than one.

This query will add two columns to the vertices_tmp table `ein int` and `out int` and populate it with the appropriate counts. After running this on a graph you can identify nodes with potential problems with the following query.

The rules are defined as an array of text strings that if match the `col` value would be counted as true for the source or target in or out condition.

Example

Lets assume we have a table “st” of edges and a column “one_way” that might have values like:

- ‘FT’ - oneway from the source to the target node.
- ‘TF’ - oneway from the target to the source node.
- ‘B’ - two way street.
- ‘’ - empty field, assume twoway.
- <NULL> - NULL field, use two_way_if_null flag.

Then we could form the following query to analyze the oneway streets for errors.

```

SELECT pgr_analyzeOneway('mytab',
  ARRAY['B', 'TF'],
  ARRAY['B', 'FT'],
  ARRAY['B', 'FT'],
  ARRAY['B', 'TF'],
);

-- now we can see the problem nodes
SELECT * FROM mytab_vertices_pgr WHERE ein=0 OR eout=0;

-- and the problem edges connected to those nodes
SELECT gid FROM mytab a, mytab_vertices_pgr b WHERE a.source=b.id AND ein=0 OR eout=0
UNION
SELECT gid FROM mytab a, mytab_vertices_pgr b WHERE a.target=b.id AND ein=0 OR eout=0;

```

Typically these problems are generated by a break in the network, the one way direction set wrong, maybe an error related to z-levels or a network that is not properly noded.

The above tools do not detect all network issues, but they will identify some common problems. There are other problems that are hard to detect because they are more global in nature like multiple disconnected networks. Think of an island with a road network that is not connected to the mainland network because the bridge or ferry routes are missing.

Performance Tips

- **For the Routing functions**
- **For the topology functions:**

For the Routing functions

To get faster results bound your queries to the area of interest of routing to have, for example, no more than one million rows.

Use an inner query SQL that does not include some edges in the routing function

```

SELECT id, source, target from edge_table WHERE
  id < 17 and
  the_geom && (select st_buffer(the_geom,1) as myarea FROM edge_table where id = 5)

```

Integrating the inner query to the pgRouting function:

```

SELECT * FROM pgr_dijkstra(
  'SELECT id, source, target from edge_table WHERE
    id < 17 and
    the_geom && (select st_buffer(the_geom,1) as myarea FROM edge_table where id = 5)',
  1, 2)

```

For the topology functions:

When “you know” that you are going to remove a set of edges from the edges table, and without those edges you are going to use a routing function you can do the following:

Analyze the new topology based on the actual topology:

```

pgr_analyzegraph('edge_table',rows_where:='id < 17');

```

Or create a new topology if the change is permanent:

```

pgr_createTopology('edge_table',rows_where:='id < 17');
pgr_analyzegraph('edge_table',rows_where:='id < 17');

```

How to contribute

Wiki

- Edit an existing **pgRouting Wiki** page.
- Or create a new Wiki page
 - Create a page on the **pgRouting Wiki**
 - Give the title an appropriate name
- **Example**

Adding Functionaity to pgRouting

Consult the **developer's documentation**

Indices and tables

- [Index](#)
- [Search Page](#)

Reference

- **pgr_version** - Get pgRouting's version information.
- **pgr_full_version** - Get pgRouting's details of version.

- **Supported versions:** **Latest (3.3)** **3.2** **3.1** **3.0**
- **Unsupported versions:** **2.6** **2.5** **2.4** **2.3** **2.2** **2.1** **2.0**

pgr_version

`pgr_version` — Query for pgRouting version information.

Availability

- Version 3.0.0
 - Breaking change on result columns
 - Support for old signature ends
- Version 2.0.0
 - **Official** function

Description

Returns pgRouting version information.

Signature

```
TEXT pgr_version();
```

Example:

pgRouting Version for this documentation

```
SELECT pgr_version();
pgr_version
-----
3.3.1
(1 row)
```

Result Columns

Type	Description
TEXT	pgRouting version

See Also

- **pgr_full_version**

Indices and tables

- [Index](#)
- [Search Page](#)

- **Supported versions:** **Latest (3.3)** **3.2** **3.1** **3.0**

pgr_full_version

`pgr_full_version` — Get the details of pgRouting version information.

Availability

- Version 3.0.0
 - New **official** function

Description

Get the details of pgRouting version information

Signatures

```
pgr_full_version()
RETURNS RECORD OF (version, build_type, compile_date, library, system, PostgreSQL, compiler, boost, hash)
```

Example:

Information about when this documentation was built

```
SELECT version, library FROM pgr_full_version();
version | library
-----+-----
3.3.1   | pgrouting-3.3.1
(1 row)
```

Result Columns

Column	Type	Description
version	TEXT	pgRouting version
build_type	TEXT	The Build type
compile_date	TEXT	Compilation date
library	TEXT	Library name and version
system	TEXT	Operative system
postgreSQL	TEXT	pgsql used
compiler	TEXT	Compiler and version
boost	TEXT	Boost version
hash	TEXT	Git hash of pgRouting build

See Also

- pgr_version**

Indices and tables

- Index**
- Search Page**

Function Families

- Supported versions: Latest (3.3) 3.2 3.1 3.0**
- Unsupported versions: 2.6 2.5 2.4 2.3 2.2 2.1 2.0**

Function Families

All Pairs - Family of Functions

- pgr_floydWarshall** - Floyd-Warshall’s algorithm.
- pgr_johnson** - Johnson’s algorithm

aStar - Family of functions

- pgr_aStar** - A* algorithm for the shortest path.
- pgr_aStarCost** - Get the aggregate cost of the shortest paths.
- pgr_aStarCostMatrix** - Get the cost matrix of the shortest paths.

Bidirectional A* - Family of functions

- **pgr_bdAstar** - Bidirectional A* algorithm for obtaining paths.
- **pgr_bdAstarCost** - Bidirectional A* algorithm to calculate the cost of the paths.
- **pgr_bdAstarCostMatrix** - Bidirectional A* algorithm to calculate a cost matrix of paths.

Bidirectional Dijkstra - Family of functions

- **pgr_bdDijkstra** - Bidirectional Dijkstra algorithm for the shortest paths.
- **pgr_bdDijkstraCost** - Bidirectional Dijkstra to calculate the cost of the shortest paths
- **pgr_bdDijkstraCostMatrix** - Bidirectional Dijkstra algorithm to create a matrix of costs of the shortest paths.

Components - Family of functions

- **pgr_connectedComponents** - Connected components of an undirected graph.
- **pgr_strongComponents** - Strongly connected components of a directed graph.
- **pgr_biconnectedComponents** - Biconnected components of an undirected graph.
- **pgr_articulationPoints** - Articulation points of an undirected graph.
- **pgr_bridges** - Bridges of an undirected graph.

Contraction - Family of functions

- **pgr_contraction**

Dijkstra - Family of functions

- **pgr_dijkstra** - Dijkstra's algorithm for the shortest paths.
- **pgr_dijkstraCost** - Get the aggregate cost of the shortest paths.
- **pgr_dijkstraCostMatrix** - Use pgr_dijkstra to create a costs matrix.
- **pgr_drivingDistance** - Use pgr_dijkstra to calculate catchment information.
- **pgr_KSP** - Use Yen algorithm with pgr_dijkstra to get the K shortest paths.

Flow - Family of functions

- **pgr_maxFlow** - Only the Max flow calculation using Push and Relabel algorithm.
- **pgr_boykovKolmogorov** - Boykov and Kolmogorov with details of flow on edges.
- **pgr_edmondsKarp** - Edmonds and Karp algorithm with details of flow on edges.
- **pgr_pushRelabel** - Push and relabel algorithm with details of flow on edges.
- Applications
 - **pgr_edgeDisjointPaths** - Calculates edge disjoint paths between two groups of vertices.
 - **pgr_maxCardinalityMatch** - Calculates a maximum cardinality matching in a graph.

Kruskal - Family of functions

- **pgr_kruskal**
- **pgr_kruskalBFS**
- **pgr_kruskalDD**
- **pgr_kruskalDFS**

Prim - Family of functions

- **pgr_prim**
- **pgr_primBFS**
- **pgr_primDD**
- **pgr_primDFS**

Topology - Family of Functions

- **pgr_createTopology** - to create a topology based on the geometry.
- **pgr_createVerticesTable** - to reconstruct the vertices table based on the source and target information.
- **pgr_analyzeGraph** - to analyze the edges and vertices of the edge table.
- **pgr_analyzeOneWay** - to analyze directionality of the edges.
- **pgr_nodeNetwork** -to create nodes to a not noded edge table.

Traveling Sales Person - Family of functions

- **pgr_TSP** - When input is given as matrix cell information.
- **pgr_TSPeuclidean** - When input are coordinates.

pgr_trsp - Turn Restriction Shortest Path (TRSP) - Turn Restriction Shortest Path (TRSP)

Functions by categories

Cost - Category

- **pgr_aStarCost**
- **pgr_dijkstraCost**

Cost Matrix - Category

- **pgr_aStarCostMatrix**
- **pgr_dijkstraCostMatrix**

Driving Distance - Category

- **pgr_drivingDistance** - Driving Distance based on Dijkstra's algorithm
- **pgr_primDD** - Driving Distance based on Prim's algorithm
- **pgr_kruskalDD** - Driving Distance based on Kruskal's algorithm
- Post processing
 - **pgr_alphaShape** - Alpha shape computation

K shortest paths - Category

- **pgr_KSP** - Yen's algorithm based on pgr_dijkstra

Spanning Tree - Category

- **Kruskal - Family of functions**
- **Prim - Family of functions**

- **Supported versions: Latest (3.3) 3.2 3.1 3.0**
- **Unsupported versions: 2.6 2.5 2.4 2.3 2.2**

All Pairs - Family of Functions

The following functions work on all vertices pair combinations

- **pgr_floydWarshall** - Floyd-Warshall's algorithm.
- **pgr_johnson** - Johnson's algorithm

- **Supported versions: Latest (3.3) 3.2 3.1 3.0**
- **Unsupported versions: 2.6 2.5 2.4 2.3 2.2 2.1 2.0**

pgr_floydWarshall

pgr_floydWarshall - Returns the sum of the costs of the shortest path for each pair of nodes in the graph using Floyd-Warshall algorithm.



Boost Graph Inside

Availability

- Version 2.2.0
 - Signature change
 - Old signature no longer supported
- Version 2.0.0
 - **Official** function

Description

The Floyd-Warshall algorithm, also known as Floyd's algorithm, is a good choice to calculate the sum of the costs of the shortest path for each pair of nodes in the graph, for *dense graphs*. We use Boost's implementation which runs in $(\Theta(V^3))$ time,

The main characteristics are:

- It does not return a path.
- Returns the sum of the costs of the shortest path for each pair of nodes in the graph.
- Process is done only on edges with positive costs.
- Boost returns a $(V \times V)$ matrix, where the infinity values. Represent the distance between vertices for which there is no path.
 - We return only the non infinity values in form of a set of $(start_vid, end_vid, agg_cost)$.
- Let be the case the values returned are stored in a table, so the unique index would be the pair $(start_vid, end_vid)$.
- For the undirected graph, the results are symmetric.

- The *agg_cost* of (u, v) is the same as for (v, u) .
- When *start_vid* = *end_vid*, the *agg_cost* = 0.
- **Recommended, use a bounding box of no more than 3500 edges.**

Signatures

Summary

```
pgr_floydWarshall(edges_sql [, directed])
RETURNS SET OF (start_vid, end_vid, agg_cost)
OR EMPTY SET
```

Using defaults

```
pgr_floydWarshall(edges_sql)
RETURNS SET OF (start_vid, end_vid, agg_cost)
OR EMPTY SET
```

Example 1:

For vertices $\{\{1, 2, 3, 4\}\}$ on a **directed** graph

```
SELECT * FROM pgr_floydWarshall(
  'SELECT id, source, target, cost FROM edge_table where id < 5'
);
start_vid | end_vid | agg_cost
-----+-----+-----
1 | 2 | 1
1 | 5 | 2
2 | 5 | 1
(3 rows)
```

Complete Signature

```
pgr_floydWarshall(edges_sql [, directed])
RETURNS SET OF (start_vid, end_vid, agg_cost)
OR EMPTY SET
```

Example 2:

For vertices $\{\{1, 2, 3, 4\}\}$ on an **undirected** graph

```
SELECT * FROM pgr_floydWarshall(
  'SELECT id, source, target, cost FROM edge_table where id < 5',
  false
);
start_vid | end_vid | agg_cost
-----+-----+-----
1 | 2 | 1
1 | 5 | 2
2 | 1 | 1
2 | 5 | 1
5 | 1 | 2
5 | 2 | 1
(6 rows)
```

Parameters

Parameter	Type	Description
edges_sql	TEXT	SQL query as described above.
directed	BOOLEAN	(optional) Default is true (is directed). When set to false the graph is considered as Undirected

Inner query

Description of the edges_sql query (id is not necessary)

edges_sql:

an SQL query, which should return a set of rows with the following columns:

Column	Type	Default	Description
source	ANY-INTEGER		Identifier of the first end point vertex of the edge.

Column	Type	Default	Description
target	ANY-INTEGER		Identifier of the second end point vertex of the edge.
cost	ANY-NUMERICAL		Weight of the edge (<i>source</i> , <i>target</i>) <ul style="list-style-type: none"> When negative: edge (<i>source</i>, <i>target</i>) does not exist, therefore it's not part of the graph.
reverse_cost	ANY-NUMERICAL	-1	Weight of the edge (<i>target</i> , <i>source</i>), <ul style="list-style-type: none"> When negative: edge (<i>target</i>, <i>source</i>) does not exist, therefore it's not part of the graph.

Where:

ANY-INTEGER:

SMALLINT, INTEGER, BIGINT

ANY-NUMERICAL:

SMALLINT, INTEGER, BIGINT, REAL, FLOAT

Result Columns

Returns set of (start_vid, end_vid, agg_cost)

Column	Type	Description
start_vid	BIGINT	Identifier of the starting vertex.
end_vid	BIGINT	Identifier of the ending vertex.
agg_cost	FLOAT	Total cost from start_vid to end_vid.

See Also

- **pgr_johnson**
- **Boost floyd-Warshall** algorithm
- Queries uses the **Sample Data** network.

Indices and tables

- **Index**
- **Search Page**

- **Supported versions: Latest (3.3) 3.2 3.1 3.0**
- **Unsupported versions: 2.6 2.5 2.4 2.3 2.2 2.1 2.0**

pgr_johnson

`pgr_johnson` - Returns the sum of the costs of the shortest path for each pair of nodes in the graph using Floyd-Warshall algorithm.



Boost Graph Inside

Availability

- Version 2.2.0
 - Signature change
 - Old signature no longer supported
- Version 2.0.0
 - **Official** function

Description

The Johnson algorithm, is a good choice to calculate the sum of the costs of the shortest path for each pair of nodes in the graph, for *sparse graphs*. It uses the Boost's implementation which runs in $\mathcal{O}(V \cdot E \cdot \log V)$ time,

The main characteristics are:

- It does not return a path.

- Returns the sum of the costs of the shortest path for each pair of nodes in the graph.
- Process is done only on edges with positive costs.
- Boost returns a $(V \times V)$ matrix, where the infinity values. Represent the distance between vertices for which there is no path.
 - We return only the non infinity values in form of a set of $(start_vid, end_vid, agg_cost)$.
- Let be the case the values returned are stored in a table, so the unique index would be the pair $(start_vid, end_vid)$.
- For the undirected graph, the results are symmetric.
 - The agg_cost of (u, v) is the same as for (v, u) .
- When $start_vid = end_vid$, the $agg_cost = 0$.

Signatures

Summary

```
pgr_johnson(edges_sql)
pgr_johnson(edges_sql [, directed])
RETURNS SET OF (start_vid, end_vid, agg_cost)
OR EMPTY SET
```

Using default

```
pgr_johnson(edges_sql)
RETURNS SET OF (start_vid, end_vid, agg_cost)
OR EMPTY SET
```

Example 1:

For vertices $\{1, 2, 3, 4\}$ on a **directed** graph

```
SELECT * FROM pgr_johnson(
  'SELECT source, target, cost FROM edge_table WHERE id < 5
   ORDER BY id'
);
start_vid | end_vid | agg_cost
-----+-----+-----
1 | 2 | 1
1 | 5 | 2
2 | 5 | 1
(3 rows)
```

Complete Signature

```
pgr_johnson(edges_sql[, directed])
RETURNS SET OF (start_vid, end_vid, agg_cost)
OR EMPTY SET
```

Example 2:

For vertices $\{1, 2, 3, 4\}$ on an **undirected** graph

```
SELECT * FROM pgr_johnson(
  'SELECT source, target, cost FROM edge_table WHERE id < 5
   ORDER BY id',
  false
);
start_vid | end_vid | agg_cost
-----+-----+-----
1 | 2 | 1
1 | 5 | 2
2 | 1 | 1
2 | 5 | 1
5 | 1 | 2
5 | 2 | 1
(6 rows)
```

Parameters

Parameter	Type	Description
edges_sql	TEXT	SQL query as described above.
directed	BOOLEAN	(optional) Default is true (is directed). When set to false the graph is considered as Undirected

Inner query

Description of the edges_sql query (id is not necessary)

edges_sql:

an SQL query, which should return a set of rows with the following columns:

Column	Type	Default	Description
source	ANY-INTEGER		Identifier of the first end point vertex of the edge.
target	ANY-INTEGER		Identifier of the second end point vertex of the edge.
cost	ANY-NUMERICAL		Weight of the edge (<i>source</i> , <i>target</i>) <ul style="list-style-type: none">When negative: edge (<i>source</i>, <i>target</i>) does not exist, therefore it's not part of the graph.
reverse_cost	ANY-NUMERICAL	-1	Weight of the edge (<i>target</i> , <i>source</i>), <ul style="list-style-type: none">When negative: edge (<i>target</i>, <i>source</i>) does not exist, therefore it's not part of the graph.

Where:

ANY-INTEGER:

SMALLINT, INTEGER, BIGINT

ANY-NUMERICAL:

SMALLINT, INTEGER, BIGINT, REAL, FLOAT

Result Columns

Returns set of (start_vid, end_vid, agg_cost)

Column	Type	Description
start_vid	BIGINT	Identifier of the starting vertex.
end_vid	BIGINT	Identifier of the ending vertex.
agg_cost	FLOAT	Total cost from start_vid to end_vid.

See Also

- **pgr_floydWarshall**
- **Boost Johnson** algorithm implementation.
- Queries uses the **Sample Data** network.

Indices and tables

- **Index**
- **Search Page**

Performance

The following tests:

- non server computer
- with AMD 64 CPU
- 4G memory
- trusty
- postgresSQL version 9.3

Data

The following data was used

```
BBOX="-122.8,45.4,-122.5,45.6"
wget --progress=dot:mega -O "sampledata.osm" "https://www.overpass-api.de/api/xapi?*[@bbox=][[meta]]"
```

Data processing was done with osm2pgrouting-alpha

```
createdb portland
psql -c "create extension postgis" portland
psql -c "create extension pgrouting" portland
osm2pgrouting -f sampledata.osm -d portland -s 0
```

Results

Test:

One

This test is not with a bounding box The density of the passed graph is extremely low. For each <SIZE> 30 tests were executed to get the average The tested query is:

```
SELECT count(*) FROM pgr_floydWarshall(
'SELECT gid as id, source, target, cost, reverse_cost FROM ways where id <= <SIZE>');

SELECT count(*) FROM pgr_johnson(
'SELECT gid as id, source, target, cost, reverse_cost FROM ways where id <= <SIZE>');
```

The results of this tests are presented as:

SIZE:

is the number of edges given as input.

EDGES:

is the total number of records in the query.

DENSITY:

is the density of the data $\frac{E}{V \times (V-1)}$.

OUT ROWS:

is the number of records returned by the queries.

Floyd-Warshall:

is the average execution time in seconds of pgr_floydWarshall.

Johnson:

is the average execution time in seconds of pgr_johnson.

SIZE	EDGES	DENSITY	OUT ROWS	Floyd-Warshall	Johnson
500	500	0.18E-7	1346	0.14	0.13
1000	1000	0.36E-7	2655	0.23	0.18
1500	1500	0.55E-7	4110	0.37	0.34
2000	2000	0.73E-7	5676	0.56	0.37
2500	2500	0.89E-7	7177	0.84	0.51
3000	3000	1.07E-7	8778	1.28	0.68
3500	3500	1.24E-7	10526	2.08	0.95
4000	4000	1.41E-7	12484	3.16	1.24
4500	4500	1.58E-7	14354	4.49	1.47
5000	5000	1.76E-7	16503	6.05	1.78
5500	5500	1.93E-7	18623	7.53	2.03
6000	6000	2.11E-7	20710	8.47	2.37
6500	6500	2.28E-7	22752	9.99	2.68
7000	7000	2.46E-7	24687	11.82	3.12
7500	7500	2.64E-7	26861	13.94	3.60
8000	8000	2.83E-7	29050	15.61	4.09
8500	8500	3.01E-7	31693	17.43	4.63
9000	9000	3.17E-7	33879	19.19	5.34
9500	9500	3.35E-7	36287	20.77	6.24
10000	10000	3.52E-7	38491	23.26	6.51

Test:

Two

This test is with a bounding box The density of the passed graph higher than of the Test One. For each <SIZE> 30 tests were executed to get the average The tested edge query is:

```
WITH
  buffer AS (SELECT ST_Buffer(ST_Centroid(ST_Extent(the_geom)), SIZE) AS geom FROM ways),
  bbox AS (SELECT ST_Envelope(ST_Extent(geom)) as box from buffer)
SELECT gid as id, source, target, cost, reverse_cost FROM ways where the_geom && (SELECT box from bbox);
```

The tested queries

```
SELECT count(*) FROM pgr_floydWarshall(<edge query>)
SELECT count(*) FROM pgr_johnson(<edge query>)
```

The results of this tests are presented as:

SIZE:

is the size of the bounding box.

EDGES:

is the total number of records in the query.

DENSITY:

is the density of the data $\frac{|E|}{|V| \times (|V|-1)}$.

OUT ROWS:

is the number of records returned by the queries.

Floyd-Warshall:

is the average execution time in seconds of `pgr_floydWarshall`.

Johnson:

is the average execution time in seconds of `pgr_johnson`.

SIZE	EDGES	DENSITY	OUT ROWS	Floyd-Warshall	Johnson
0.001	44	0.0608	1197	0.10	0.10
0.002	99	0.0251	4330	0.10	0.10
0.003	223	0.0122	18849	0.12	0.12
0.004	358	0.0085	71834	0.16	0.16
0.005	470	0.0070	116290	0.22	0.19
0.006	639	0.0055	207030	0.37	0.27
0.007	843	0.0043	346930	0.64	0.38
0.008	996	0.0037	469936	0.90	0.49
0.009	1146	0.0032	613135	1.26	0.62
0.010	1360	0.0027	849304	1.87	0.82
0.011	1573	0.0024	1147101	2.65	1.04
0.012	1789	0.0021	1483629	3.72	1.35
0.013	1975	0.0019	1846897	4.86	1.68
0.014	2281	0.0017	2438298	7.08	2.28
0.015	2588	0.0015	3156007	10.28	2.80
0.016	2958	0.0013	4090618	14.67	3.76
0.017	3247	0.0012	4868919	18.12	4.48

See Also

- [pgr_johnson](#)
- [pgr_floydWarshall](#)
- [Boost floyd-Warshall](#) algorithm

Indices and tables

- [Index](#)
- [Search Page](#)

- **Supported versions:** [Latest \(3.3\)](#) [3.2](#) [3.1](#) [3.0](#)
- **Unsupported versions:** [2.6](#) [2.5](#) [2.4](#)

aStar - Family of functions

The A* (pronounced “A Star”) algorithm is based on Dijkstra’s algorithm with a heuristic that allow it to solve most shortest path problems by evaluation only a sub-set of the overall graph.

- [pgr_aStar](#) - A* algorithm for the shortest path.
- [pgr_aStarCost](#) - Get the aggregate cost of the shortest paths.
- [pgr_aStarCostMatrix](#) - Get the cost matrix of the shortest paths.

- **Supported versions:** [Latest \(3.3\)](#) [3.2](#) [3.1](#) [3.0](#)
- **Unsupported versions:** [2.6](#) [2.5](#) [2.4](#) [2.3](#) [2.2](#) [2.1](#) [2.0](#)

pgr_aStar

`pgr_aStar` — Shortest path using A* algorithm.



Availability

- Version 3.2.0
 - New **proposed** function:
 - pgr_aStar(Combinations)
- Version 3.0.0
 - Official** function
- Version 2.4.0
 - New **Proposed** functions:
 - pgr_aStar(One to Many)
 - pgr_aStar(Many to One)
 - pgr_aStar(Many to Many)
- Version 2.3.0
 - Signature change on pgr_astar(One to One)
 - Old signature no longer supported
- Version 2.0.0
 - Official** pgr_aStar(One to One)

Description

The main characteristics are:

- Default kind of graph is **directed** when
 - `directed` flag is missing.
 - `directed` flag is set to true
- Unless specified otherwise, ordering is:
 - first by `start_vid` (if exists)
 - then by `end_vid`
- Values are returned when there is a path
- Let $\backslash(v\backslash)$ and $\backslash(u\backslash)$ be nodes on the graph:
 - If there is no path from $\backslash(v\backslash)$ to $\backslash(u\backslash)$:
 - no corresponding row is returned
 - `agg_cost` from $\backslash(v\backslash)$ to $\backslash(u\backslash)$ is $\backslash(\infty\backslash)$
 - There is no path when $\backslash(v = u\backslash)$ therefore
 - no corresponding row is returned
 - `agg_cost` from v to u is $\backslash(0\backslash)$
- Edges with negative costs are not included in the graph.
- When (x,y) coordinates for the same vertex identifier differ:
 - A random selection of the vertex's (x,y) coordinates is used.
- Running time: $\backslash(O((E + V) * \log V)\backslash)$
- The results are equivalent to the union of the results of the `pgr_aStar(One to One)` on the:
 - `pgr_aStar(One to Many)`
 - `pgr_aStar(Many to One)`
 - `pgr_aStar(Many to Many)`
- `start_vid` and `end_vid` in the result is used to distinguish to which path it belongs.

Signatures

Summary

```
pgr_aStar(Edges SQL, from_vid, to_vid [, directed] [, heuristic] [, factor] [, epsilon])
pgr_aStar(Edges SQL, from_vid, to_vids [, directed] [, heuristic] [, factor] [, epsilon])
pgr_aStar(Edges SQL, from_vids, to_vid [, directed] [, heuristic] [, factor] [, epsilon])
pgr_aStar(Edges SQL, from_vids, to_vids [, directed] [, heuristic] [, factor] [, epsilon])
pgr_aStar(Edges SQL, Combinations SQL [, directed] [, heuristic] [, factor] [, epsilon])

RETURNS SET OF (seq, path_seq [, start_vid] [, end_vid], node, edge, cost, agg_cost)
OR EMPTY SET
```

Optional parameters are *named parameters* and have a default value.

Using defaults

```
pgr_aStar(Edges SQL, from_vid, to_vid)
RETURNS SET OF (seq, path_seq, node, edge, cost, agg_cost)
OR EMPTY SET
```

Example:

From vertex $\backslash(2\backslash)$ to vertex $\backslash(12\backslash)$ on a **directed** graph

```
SELECT * FROM pgr_astar(
  'SELECT id, source, target, cost, reverse_cost, x1, y1, x2, y2 FROM edge_table',
  2, 12);
```

seq	path_seq	node	edge	cost	agg_cost
1	1	2	4	1	0
2	2	5	8	1	1
3	3	6	11	1	2
4	4	11	13	1	3
5	5	12	-1	0	4

(5 rows)

One to One

```
pgr_astar(Edges SQL, from_vid, to_vid [, directed] [, heuristic] [, factor] [, epsilon])
```

RETURNS SET OF (seq, path_seq, node, edge, cost, agg_cost)
OR EMPTY SET

Example:

From vertex $\backslash(2\backslash)$ to vertex $\backslash(12\backslash)$ on an **undirected** graph using heuristic $\backslash(2\backslash)$

```
SELECT * FROM pgr_astar(
  'SELECT id, source, target, cost, reverse_cost, x1, y1, x2, y2 FROM edge_table',
  2, 12,
  directed := false, heuristic := 2);
```

seq	path_seq	node	edge	cost	agg_cost
1	1	2	2	1	0
2	2	3	3	1	1
3	3	4	16	1	2
4	4	9	15	1	3
5	5	12	-1	0	4

(5 rows)

One to many

```
pgr_astar(Edges SQL, from_vid, to_vids [, directed] [, heuristic] [, factor] [, epsilon])
```

RETURNS SET OF (seq, path_seq, end_vid, node, edge, cost, agg_cost)
OR EMPTY SET

Example:

From vertex $\backslash(2\backslash)$ to vertices $\backslash(\{3, 12\}\backslash)$ on a **directed** graph using heuristic $\backslash(2\backslash)$

```
SELECT * FROM pgr_astar(
  'SELECT id, source, target, cost, reverse_cost, x1, y1, x2, y2 FROM edge_table',
  2, ARRAY[3, 12], heuristic := 2);
```

seq	path_seq	end_vid	node	edge	cost	agg_cost
1	1	3	2	4	1	0
2	2	3	5	8	1	1
3	3	3	6	9	1	2
4	4	3	9	16	1	3
5	5	3	4	3	1	4
6	6	3	3	-1	0	5
7	1	12	2	4	1	0
8	2	12	5	10	1	1
9	3	12	10	12	1	2
10	4	12	11	13	1	3
11	5	12	12	-1	0	4

(11 rows)

Many to One

```
pgr_astar(Edges SQL, from_vids, to_vid [, directed] [, heuristic] [, factor] [, epsilon])
```

RETURNS SET OF (seq, path_seq, start_vid, node, edge, cost, agg_cost)
OR EMPTY SET

Example:

From vertices $\backslash(\{7, 2\}\backslash)$ to vertex $\backslash(12\backslash)$ on a **directed** graph using heuristic $\backslash(0\backslash)$

```
SELECT * FROM pgr_astar(
  'SELECT id, source, target, cost, reverse_cost, x1, y1, x2, y2 FROM edge_table',
  ARRAY[7, 2], 12, heuristic := 0);
seq | path_seq | start_vid | node | edge | cost | agg_cost
-----+-----+-----+-----+-----+-----+-----
1 | 1 | 2 | 2 | 4 | 1 | 0
2 | 2 | 2 | 5 | 10 | 1 | 1
3 | 3 | 2 | 10 | 12 | 1 | 2
4 | 4 | 2 | 11 | 13 | 1 | 3
5 | 5 | 2 | 12 | -1 | 0 | 4
6 | 1 | 7 | 7 | 6 | 1 | 0
7 | 2 | 7 | 8 | 7 | 1 | 1
8 | 3 | 7 | 5 | 10 | 1 | 2
9 | 4 | 7 | 10 | 12 | 1 | 3
10 | 5 | 7 | 11 | 13 | 1 | 4
11 | 6 | 7 | 12 | -1 | 0 | 5
(11 rows)
```

Many to Many

```
pgr_aStar(Edges SQL, from_vids, to_vids [, directed] [, heuristic] [, factor] [, epsilon])
RETURNS SET OF (seq, path_seq, start_vid, end_vid, node, edge, cost, agg_cost)
OR EMPTY SET
```

Example:

From vertices $\{7, 2\}$ to vertices $\{3, 12\}$ on a **directed** graph using heuristic $\{2\}$

```
SELECT * FROM pgr_astar(
  'SELECT id, source, target, cost, reverse_cost, x1, y1, x2, y2 FROM edge_table',
  ARRAY[7, 2], ARRAY[3, 12], heuristic := 2);
seq | path_seq | start_vid | end_vid | node | edge | cost | agg_cost
-----+-----+-----+-----+-----+-----+-----
1 | 1 | 2 | 3 | 2 | 4 | 1 | 0
2 | 2 | 2 | 3 | 5 | 8 | 1 | 1
3 | 3 | 2 | 3 | 6 | 9 | 1 | 2
4 | 4 | 2 | 3 | 9 | 16 | 1 | 3
5 | 5 | 2 | 3 | 4 | 3 | 1 | 4
6 | 6 | 2 | 3 | 3 | -1 | 0 | 5
7 | 1 | 2 | 12 | 2 | 4 | 1 | 0
8 | 2 | 2 | 12 | 5 | 10 | 1 | 1
9 | 3 | 2 | 12 | 10 | 12 | 1 | 2
10 | 4 | 2 | 12 | 11 | 13 | 1 | 3
11 | 5 | 2 | 12 | 12 | -1 | 0 | 4
12 | 1 | 7 | 3 | 7 | 6 | 1 | 0
13 | 2 | 7 | 3 | 8 | 7 | 1 | 1
14 | 3 | 7 | 3 | 5 | 8 | 1 | 2
15 | 4 | 7 | 3 | 6 | 9 | 1 | 3
16 | 5 | 7 | 3 | 9 | 16 | 1 | 4
17 | 6 | 7 | 3 | 4 | 3 | 1 | 5
18 | 7 | 7 | 3 | 3 | -1 | 0 | 6
19 | 1 | 7 | 12 | 7 | 6 | 1 | 0
20 | 2 | 7 | 12 | 8 | 7 | 1 | 1
21 | 3 | 7 | 12 | 5 | 10 | 1 | 2
22 | 4 | 7 | 12 | 10 | 12 | 1 | 3
23 | 5 | 7 | 12 | 11 | 13 | 1 | 4
24 | 6 | 7 | 12 | 12 | -1 | 0 | 5
(24 rows)
```

Combinations

```
pgr_aStar(Edges SQL, Combinations SQL [, directed] [, heuristic] [, factor] [, epsilon])
RETURNS SET OF (seq, path_seq, start_vid, end_vid, node, edge, cost, agg_cost)
OR EMPTY SET
```

Example:

Using a combinations table on a **directed** graph using heuristic $\{2\}$.

```

SELECT * FROM pgr_astar(
'SELECT id, source, target, cost, reverse_cost, x1, y1, x2, y2 FROM edge_table',
'SELECT * FROM ( VALUES (7, 3), (2, 12) ) AS t(source, target)',
heuristic := 2);
seq | path_seq | start_vid | end_vid | node | edge | cost | agg_cost
-----+-----+-----+-----+-----+-----+-----+-----
1 | 1 | 2 | 12 | 2 | 4 | 1 | 0
2 | 2 | 2 | 12 | 5 | 10 | 1 | 1
3 | 3 | 2 | 12 | 10 | 12 | 1 | 2
4 | 4 | 2 | 12 | 11 | 13 | 1 | 3
5 | 5 | 2 | 12 | 12 | -1 | 0 | 4
6 | 1 | 7 | 3 | 7 | 6 | 1 | 0
7 | 2 | 7 | 3 | 8 | 7 | 1 | 1
8 | 3 | 7 | 3 | 5 | 8 | 1 | 2
9 | 4 | 7 | 3 | 6 | 9 | 1 | 3
10 | 5 | 7 | 3 | 9 | 16 | 1 | 4
11 | 6 | 7 | 3 | 4 | 3 | 1 | 5
12 | 7 | 7 | 3 | 3 | -1 | 0 | 6
(12 rows)

```

Parameters

Parameter	Type	Description
Edges SQL	TEXT	Edges query as described below.
Combinations SQL	TEXT	Combinations query as described below.
from_vid	ANY-INTEGER	Starting vertex identifier. Parameter in: <ul style="list-style-type: none"> One to One One to Many
from_vids	ARRAY[ANY-INTEGER]	Array of starting vertices identifiers. Parameter in: <ul style="list-style-type: none"> Many to One Many to Many
to_vid	ANY-INTEGER	Ending vertex identifier. Parameter in: <ul style="list-style-type: none"> One to One Many to One
to_vids	ARRAY[ANY-INTEGER]	Array of ending vertices identifiers. Parameter in: <ul style="list-style-type: none"> One to Many Many to Many

Optional Parameters

Parameter	Type	Default	Description
directed	BOOLEAN	true	<ul style="list-style-type: none"> When true the graph is considered as Directed. When false the graph is considered as Undirected.
heuristic	INTEGER	5	Heuristic number. Current valid values 0~5. Default 5 <ul style="list-style-type: none"> 0: $h(v) = 0$ (Use this value to compare with pgr_dijkstra) 1: $h(v) = \text{abs}(\max(dx, dy))$ 2: $h(v) = \text{abs}(\min(dx, dy))$ 3: $h(v) = dx * dx + dy * dy$ 4: $h(v) = \text{sqrt}(dx * dx + dy * dy)$ 5: $h(v) = \text{abs}(dx) + \text{abs}(dy)$
factor	FLOAT	1	For units manipulation. $\backslash(\text{factor} > 0\backslash)$. See Factor
epsilon	FLOAT	1	For less restricted results. $\backslash(\text{epsilon} \geq 1\backslash)$.

Inner queries

Edges query

edges_sql:

an SQL query, which should return a set of rows with the following columns:

Column	Type	Default	Description
id	ANY-INTEGER		Identifier of the edge.
source	ANY-INTEGER		Identifier of the first end point vertex of the edge.
target	ANY-INTEGER		Identifier of the second end point vertex of the edge.

Column	Type	Default	Description
cost	ANY-NUMERICAL		Weight of the edge (<i>source</i> , <i>target</i>) <ul style="list-style-type: none"> When negative: edge (<i>source</i>, <i>target</i>) does not exist, therefore it's not part of the graph.
reverse_cost	ANY-NUMERICAL	-1	Weight of the edge (<i>target</i> , <i>source</i>), <ul style="list-style-type: none"> When negative: edge (<i>target</i>, <i>source</i>) does not exist, therefore it's not part of the graph.
x1	ANY-NUMERICAL		X coordinate of <i>source</i> vertex.
y1	ANY-NUMERICAL		Y coordinate of <i>source</i> vertex.
x2	ANY-NUMERICAL		X coordinate of <i>target</i> vertex.
y2	ANY-NUMERICAL		Y coordinate of <i>target</i> vertex.

Where:

ANY-INTEGER:

SMALLINT, INTEGER, BIGINT

ANY-NUMERICAL:

SMALLINT, INTEGER, BIGINT, REAL, FLOAT

Combinations query

Column	Type	Default	Description
source	ANY-INTEGER		Identifier of the first end point vertex of the edge.
target	ANY-INTEGER		Identifier of the second end point vertex of the edge.

Where:

ANY-INTEGER:

SMALLINT, INTEGER, BIGINT

Result Columns

Returns set of (seq, path_seq [, start_vid] [, end_vid], node, edge, cost, agg_cost)

Column	Type	Description
seq	INT	Sequential value starting from 1 .
path_seq	INT	Relative position in the path. Has value 1 for the beginning of a path.
start_vid	BIGINT	Identifier of the starting vertex. Returned when multiple starting vertices are in the query. <ul style="list-style-type: none"> Many to One Many to Many
end_vid	BIGINT	Identifier of the ending vertex. Returned when multiple ending vertices are in the query. <ul style="list-style-type: none"> One to Many Many to Many
node	BIGINT	Identifier of the node in the path from <code>start_vid</code> to <code>end_vid</code> .
edge	BIGINT	Identifier of the edge used to go from <code>node</code> to the next node in the path sequence. <code>-1</code> for the last node of the path.
cost	FLOAT	Cost to traverse from <code>node</code> using <code>edge</code> to the next node in the path sequence.
agg_cost	FLOAT	Aggregate cost from <code>start_v</code> to <code>node</code> .

See Also

- aStar - Family of functions**
- Sample Data**
- https://www.boost.org/libs/graph/doc/astar_search.html
- https://en.wikipedia.org/wiki/A*_search_algorithm

Indices and tables

- Index**
- Search Page**

- Supported versions: Latest (3.3) 3.2 3.1 3.0**

- **Unsupported versions: 2.6 2.5 2.4**

pgr_aStarCost

pgr_aStarCost — Returns the aggregate cost shortest path using **pgr_aStar** algorithm.



Boost Graph Inside

Availability

- Version 3.2.0
 - New **proposed** function:
 - **pgr_aStarCost(Combinations)**
- Version 3.0.0
 - **Official** function
- Version 2.4.0
 - New **proposed** function

Description

The main characteristics are:

- Default kind of graph is **directed** when
 - **directed** flag is missing.
 - **directed** flag is set to true
- Unless specified otherwise, ordering is:
 - first by **start_vid** (if exists)
 - then by **end_vid**
- Values are returned when there is a path
- Let $\backslash(v\backslash)$ and $\backslash(u\backslash)$ be nodes on the graph:
 - If there is no path from $\backslash(v\backslash)$ to $\backslash(u\backslash)$:
 - no corresponding row is returned
 - **agg_cost** from $\backslash(v\backslash)$ to $\backslash(u\backslash)$ is $\backslash(\infty\backslash)$
 - There is no path when $\backslash(v = u\backslash)$ therefore
 - no corresponding row is returned
 - **agg_cost** from v to u is $\backslash(0\backslash)$
- Edges with negative costs are not included in the graph.
- When (x,y) coordinates for the same vertex identifier differ:
 - A random selection of the vertex's (x,y) coordinates is used.
- Running time: $\backslash(O((E + V) * \log V)\backslash)$
- The results are equivalent to the union of the results of the **pgr_aStarCost(One to One)** on the:
 - **pgr_aStarCost(One to Many)**
 - **pgr_aStarCost(Many to One)**
 - **pgr_aStarCost(Many to Many)**

Signatures

Summary

```
pgr_aStarCost(Edges SQL, from_vid, to_vid [, directed] [, heuristic] [, factor] [, epsilon])
pgr_aStarCost(Edges SQL, from_vid, to_vids [, directed] [, heuristic] [, factor] [, epsilon])
pgr_aStarCost(Edges SQL, from_vids, to_vid [, directed] [, heuristic] [, factor] [, epsilon])
pgr_aStarCost(Edges SQL, from_vids, to_vids [, directed] [, heuristic] [, factor] [, epsilon])
pgr_aStarCost(Edges SQL, Combinations SQL [, directed] [, heuristic] [, factor] [, epsilon])
```

RETURNS SET OF (start_vid, end_vid, agg_cost)
OR EMPTY SET

Optional parameters are *named parameters* and have a default value.

Using defaults

```
pgr_aStarCost(Edges SQL, start_vid, end_vid)
RETURNS SET OF (start_vid, end_vid, agg_cost)
OR EMPTY SET
```

Example:

From vertex $\backslash(2\backslash)$ to vertex $\backslash(12\backslash)$ on a **directed** graph

```
SELECT * FROM pgr_aStarCost(
  'SELECT id, source, target, cost, reverse_cost, x1, y1, x2, y2 FROM edge_table',
  2, 12);
start_vid | end_vid | agg_cost
-----+-----+-----
      2 |    12 |      4
(1 row)
```

One to One

```
pgr_aStarCost(Edges SQL, from_vid, to_vid [, directed] [, heuristic] [, factor] [, epsilon])
RETURNS SET OF (start_vid, end_vid, agg_cost)
OR EMPTY SET
```

Example:

From vertex $\backslash(2\backslash)$ to vertex $\backslash(12\backslash)$ on an **undirected** graph using heuristic $\backslash(2\backslash)$

```
SELECT * FROM pgr_aStarCost(
  'SELECT id, source, target, cost, reverse_cost, x1, y1, x2, y2 FROM edge_table',
  2, 12,
  directed := false, heuristic := 2);
start_vid | end_vid | agg_cost
-----+-----+-----
      2 |    12 |      4
(1 row)
```

One to many

```
pgr_aStarCost(Edges SQL, from_vid, to_vids [, directed] [, heuristic] [, factor] [, epsilon])
RETURNS SET OF (start_vid, end_vid, agg_cost)
OR EMPTY SET
```

Example:

From vertex $\backslash(2\backslash)$ to vertices $\backslash(\{3, 12\}\backslash)$ on a **directed** graph using heuristic $\backslash(2\backslash)$

```
SELECT * FROM pgr_aStarCost(
  'SELECT id, source, target, cost, reverse_cost, x1, y1, x2, y2 FROM edge_table',
  2, ARRAY[3, 12], heuristic := 2);
start_vid | end_vid | agg_cost
-----+-----+-----
      2 |      3 |      5
      2 |    12 |      4
(2 rows)
```

Many to One

```
pgr_aStarCost(Edges SQL, from_vids, to_vid [, directed] [, heuristic] [, factor] [, epsilon])
RETURNS SET OF (start_vid, end_vid, agg_cost)
OR EMPTY SET
```

Example:

From vertices $\backslash(\{7, 2\}\backslash)$ to vertex $\backslash(12\backslash)$ on a **directed** graph using heuristic $\backslash(0\backslash)$

```
SELECT * FROM pgr_aStarCost(
  'SELECT id, source, target, cost, reverse_cost, x1, y1, x2, y2 FROM edge_table',
  ARRAY[7, 2], 12, heuristic := 0);
start_vid | end_vid | agg_cost
-----+-----+-----
      2 |    12 |      4
      7 |    12 |      5
(2 rows)
```

Many to Many

```
pgr_aStarCost(Edges SQL, from_vids, to_vids [, directed] [, heuristic] [, factor] [, epsilon])
RETURNS SET OF (start_vid, end_vid, agg_cost)
OR EMPTY SET
```

Example:

From vertices $\backslash(\{7, 2\}\backslash)$ to vertices $\backslash(\{3, 12\}\backslash)$ on a **directed** graph using heuristic $\backslash(2\backslash)$

```
SELECT * FROM pgr_aStarCost(
  'SELECT id, source, target, cost, reverse_cost, x1, y1, x2, y2 FROM edge_table',
  ARRAY[7, 2], ARRAY[3, 12], heuristic := 2);
start_vid | end_vid | agg_cost
-----+-----+-----
2 | 3 | 5
2 | 12 | 4
7 | 3 | 6
7 | 12 | 5
(4 rows)
```

Combinations

```
pgr_aStarCost(Edges SQL, Combinations SQL [, directed] [, heuristic] [, factor] [, epsilon])
RETURNS SET OF (start_vid, end_vid, agg_cost)
OR EMPTY SET
```

Example:

Using a combinations table on a **directed** graph using heuristic \{(2\).

```
SELECT * FROM pgr_aStarCost(
  'SELECT id, source, target, cost, reverse_cost, x1, y1, x2, y2 FROM edge_table',
  'SELECT * FROM ( VALUES (7, 3), (2, 12) ) AS t(source, target)',
  heuristic := 2);
start_vid | end_vid | agg_cost
-----+-----+-----
2 | 12 | 4
7 | 3 | 6
(2 rows)
```

Parameters

Parameter	Type	Description
Edges SQL	TEXT	<i>Edges query</i> as described below.
Combinations SQL	TEXT	<i>Combinations query</i> as described below.
from_vid	ANY-INTEGER	Starting vertex identifier. Parameter in: <ul style="list-style-type: none"> One to One One to Many
from_vids	ARRAY[ANY-INTEGER]	Array of starting vertices identifiers. Parameter in: <ul style="list-style-type: none"> Many to One Many to Many
to_vid	ANY-INTEGER	Ending vertex identifier. Parameter in: <ul style="list-style-type: none"> One to One Many to One
to_vids	ARRAY[ANY-INTEGER]	Array of ending vertices identifiers. Parameter in: <ul style="list-style-type: none"> One to Many Many to Many

Optional Parameters

Parameter	Type	Default	Description
directed	BOOLEAN	true	<ul style="list-style-type: none"> When true the graph is considered as Directed. When false the graph is considered as Undirected.
heuristic	INTEGER	5	Heuristic number. Current valid values 0~5. Default 5 <ul style="list-style-type: none"> 0: $h(v) = 0$ (Use this value to compare with <code>pgr_dijkstra</code>) 1: $h(v) = \text{abs}(\max(dx, dy))$ 2: $h(v) = \text{abs}(\min(dx, dy))$ 3: $h(v) = dx * dx + dy * dy$ 4: $h(v) = \text{sqrt}(dx * dx + dy * dy)$ 5: $h(v) = \text{abs}(dx) + \text{abs}(dy)$
factor	FLOAT	1	For units manipulation. \{(factor > 0\}. See Factor
epsilon	FLOAT	1	For less restricted results. \{(epsilon >= 1\}.

Edges query

edges_sql:

an SQL query, which should return a set of rows with the following columns:

Column	Type	Default	Description
id	ANY-INTEGER		Identifier of the edge.
source	ANY-INTEGER		Identifier of the first end point vertex of the edge.
target	ANY-INTEGER		Identifier of the second end point vertex of the edge.
cost	ANY-NUMERICAL		Weight of the edge (<i>source</i> , <i>target</i>) <ul style="list-style-type: none"> When negative: edge (<i>source</i>, <i>target</i>) does not exist, therefore it's not part of the graph.
reverse_cost	ANY-NUMERICAL	-1	Weight of the edge (<i>target</i> , <i>source</i>), <ul style="list-style-type: none"> When negative: edge (<i>target</i>, <i>source</i>) does not exist, therefore it's not part of the graph.
x1	ANY-NUMERICAL		X coordinate of <i>source</i> vertex.
y1	ANY-NUMERICAL		Y coordinate of <i>source</i> vertex.
x2	ANY-NUMERICAL		X coordinate of <i>target</i> vertex.
y2	ANY-NUMERICAL		Y coordinate of <i>target</i> vertex.

Where:

ANY-INTEGER:

SMALLINT, INTEGER, BIGINT

ANY-NUMERICAL:

SMALLINT, INTEGER, BIGINT, REAL, FLOAT

Combinations query

Column	Type	Default	Description
source	ANY-INTEGER		Identifier of the first end point vertex of the edge.
target	ANY-INTEGER		Identifier of the second end point vertex of the edge.

Where:

ANY-INTEGER:

SMALLINT, INTEGER, BIGINT

Result Columns

Returns SET OF (*start_vid*, *end_vid*, *agg_cost*)

Column	Type	Description
start_vid	BIGINT	Identifier of the starting vertex.
end_vid	BIGINT	Identifier of the ending vertex.
agg_cost	FLOAT	Aggregate cost from <i>start_vid</i> to <i>end_vid</i> .

See Also

- **aStar - Family of functions**
- **Cost - Category**
- **Cost Matrix - Category**
- Examples use **Sample Data** network.

Indices and tables

- **Index**
- **Search Page**

- **Supported versions: Latest (3.3) 3.2 3.1 3.0**
- **Unsupported versions: 2.6 2.5 2.4**

`pgr_aStarCostMatrix` - Calculates the a cost matrix using **pgr_aStar**.



Boost Graph Inside

Availability

- Version 3.0.0
 - Official** function
- Version 2.4.0
 - New **proposed** function

Description

The main characteristics are:

- Using internally the **pgr_aStar** algorithm
- Returns a cost matrix.
- No ordering is performed
- let v and u are nodes on the graph:
 - when there is no path from v to u :
 - no corresponding row is returned
 - cost from v to u is ∞
 - when $(v = u)$ then
 - no corresponding row is returned
 - cost from v to u is 0
- When the graph is **undirected** the cost matrix is symmetric

Signatures

Summary

```
pgr_aStarCostMatrix(edges_sql, vids [, directed] [, heuristic] [, factor] [, epsilon])
RETURNS SET OF (start_vid, end_vid, agg_cost)
```

Using defaults

```
pgr_aStarCostMatrix(edges_sql, vids)
RETURNS SET OF (start_vid, end_vid, agg_cost)
```

Example:

Cost matrix for vertices $\{1, 2, 3, 4\}$ on a **directed** graph

```
SELECT * FROM pgr_aStarCostMatrix(
  'SELECT id, source, target, cost, reverse_cost, x1, y1, x2, y2 FROM edge_table',
  (SELECT array_agg(id) FROM edge_table_vertices_pgr WHERE id < 5)
);
start_vid | end_vid | agg_cost
-----+-----+-----
1 | 2 | 1
1 | 3 | 6
1 | 4 | 5
2 | 1 | 1
2 | 3 | 5
2 | 4 | 4
3 | 1 | 2
3 | 2 | 1
3 | 4 | 3
4 | 1 | 3
4 | 2 | 2
4 | 3 | 1
(12 rows)
```

Complete Signature

```
pgr_aStarCostMatrix(edges_sql, vids [, directed] [, heuristic] [, factor] [, epsilon])
RETURNS SET OF (start_vid, end_vid, agg_cost)
```

Example:

Symmetric cost matrix for vertices $\{1, 2, 3, 4\}$ on an **undirected** graph using heuristic $\{2\}$

```
SELECT * FROM pgr_aStarCostMatrix(
  'SELECT id, source, target, cost, reverse_cost, x1, y1, x2, y2 FROM edge_table',
  (SELECT array_agg(id) FROM edge_table_vertices_pgr WHERE id < 5),
  directed := false, heuristic := 2
);
```

start_vid	end_vid	agg_cost
1	2	1
1	3	2
1	4	3
2	1	1
2	3	1
2	4	2
3	1	2
3	2	1
3	4	1
4	1	3
4	2	2
4	3	1

(12 rows)

Parameters

Parameter	Type	Description
edges_sql	TEXT	edges_sql inner query.
vids	ARRAY[ANY-INTEGER]	Array of vertices identifiers.

Optional Parameters

Parameter	Type	Default	Description
directed	BOOLEAN	true	<ul style="list-style-type: none"> When true the graph is considered as Directed. When false the graph is considered as Undirected.
heuristic	INTEGER	5	Heuristic number. Current valid values 0~5. Default 5 <ul style="list-style-type: none"> 0: $h(v) = 0$ (Use this value to compare with pgr_dijkstra) 1: $h(v) = \text{abs}(\max(dx, dy))$ 2: $h(v) = \text{abs}(\min(dx, dy))$ 3: $h(v) = dx * dx + dy * dy$ 4: $h(v) = \text{sqrt}(dx * dx + dy * dy)$ 5: $h(v) = \text{abs}(dx) + \text{abs}(dy)$
factor	FLOAT	1	For units manipulation. $(\text{factor} > 0)$. See Factor
epsilon	FLOAT	1	For less restricted results. $(\text{epsilon} \geq 1)$.

Inner query**edges_sql****edges_sql:**

an SQL query, which should return a set of rows with the following columns:

Column	Type	Default	Description
id	ANY-INTEGER		Identifier of the edge.
source	ANY-INTEGER		Identifier of the first end point vertex of the edge.
target	ANY-INTEGER		Identifier of the second end point vertex of the edge.
cost	ANY-NUMERICAL		Weight of the edge (<i>source</i> , <i>target</i>) <ul style="list-style-type: none"> When negative: edge (<i>source</i>, <i>target</i>) does not exist, therefore it's not part of the graph.
reverse_cost	ANY-NUMERICAL	-1	Weight of the edge (<i>target</i> , <i>source</i>), <ul style="list-style-type: none"> When negative: edge (<i>target</i>, <i>source</i>) does not exist, therefore it's not part of the graph.
x1	ANY-NUMERICAL		X coordinate of <i>source</i> vertex.
y1	ANY-NUMERICAL		Y coordinate of <i>source</i> vertex.
x2	ANY-NUMERICAL		X coordinate of <i>target</i> vertex.
y2	ANY-NUMERICAL		Y coordinate of <i>target</i> vertex.

Where:

ANY-INTEGERS:

SMALLINT, INTEGER, BIGINT

ANY-NUMERICAL:

SMALLINT, INTEGER, BIGINT, REAL, FLOAT

Result Columns

Returns SET OF (start_vid, end_vid, agg_cost)

Column	Type	Description
start_vid	BIGINT	Identifier of the starting vertex.
end_vid	BIGINT	Identifier of the ending vertex.
agg_cost	FLOAT	Aggregate cost from start_vid to end_vid.

Additional Examples

Example:

Use with **pgr_TSP**

```
SELECT * FROM pgr_TSP(
  $$
  SELECT * FROM pgr_aStarCostMatrix(
    'SELECT id, source, target, cost, reverse_cost, x1, y1, x2, y2 FROM edge_table',
    (SELECT array_agg(id) FROM edge_table_vertices_pgr WHERE id < 5),
    directed:= false, heuristic := 2
  )
  $$,
  randomize := false
);
seq | node | cost | agg_cost
-----+-----+-----+-----
1 | 1 | 1 | 0
2 | 2 | 1 | 1
3 | 3 | 1 | 2
4 | 4 | 3 | 3
5 | 1 | 0 | 6
(5 rows)
```

See Also

- **aStar - Family of functions**
- **Cost - Category**
- **Cost Matrix - Category**
- **Traveling Sales Person - Family of functions**
- The queries use the **Sample Data** network.

Indices and tables

- **Index**
- **Search Page**

General Information

The main Characteristics are:

- Default kind of graph is **directed** when
 - `directed` flag is missing.
 - `directed` flag is set to true
- Unless specified otherwise, ordering is:
 - first by `start_vid` (if exists)
 - then by `end_vid`
- Values are returned when there is a path
- Let v and u be nodes on the graph:
 - If there is no path from v to u :
 - no corresponding row is returned
 - `agg_cost` from v to u is ∞
 - There is no path when $v = u$ therefore
 - no corresponding row is returned
 - `agg_cost` from v to u is 0
- Edges with negative costs are not included in the graph.

- When (x,y) coordinates for the same vertex identifier differ:
 - A random selection of the vertex's (x,y) coordinates is used.
- Running time: $O((E + V) * \log V)$

Advanced documentation

The A* (pronounced "A Star") algorithm is based on Dijkstra's algorithm with a heuristic, that is an estimation of the remaining cost from the vertex to the goal, that allows to solve most shortest path problems by evaluation only a sub-set of the overall graph. Running time: $O((E + V) * \log V)$

Heuristic

Currently the heuristic functions available are:

- 0: $h(v) = 0$ (Use this value to compare with pgr_dijkstra)
- 1: $h(v) = \max(|\Delta x|, |\Delta y|)$
- 2: $h(v) = \min(|\Delta x|, |\Delta y|)$
- 3: $h(v) = |\Delta x| + |\Delta y|$
- 4: $h(v) = \sqrt{|\Delta x|^2 + |\Delta y|^2}$
- 5: $h(v) = \max(|\Delta x|, |\Delta y|) * 2$

where $\Delta x = x_1 - x_0$ and $\Delta y = y_1 - y_0$

Factor

Analysis 1

Working with cost/reverse_cost as length in degrees, x/y in lat/lon: Factor = 1 (no need to change units)

Analysis 2

Working with cost/reverse_cost as length in meters, x/y in lat/lon: Factor = would depend on the location of the points:

Latitude	Conversion	Factor
45	1 longitude degree is 78846.81 m	78846
0	1 longitude degree is 111319.46 m	111319

Analysis 3

Working with cost/reverse_cost as time in seconds, x/y in lat/lon: Factor: would depend on the location of the points and on the average speed say 25m/s is the speed.

Latitude	Conversion	Factor
45	1 longitude degree is (78846.81m)/(25m/s)	3153 s
0	1 longitude degree is (111319.46 m)/(25m/s)	4452 s

See Also

- [pgr_aStar](#)
- [pgr_aStarCost](#)
- [pgr_aStarCostMatrix](#)
- https://www.boost.org/libs/graph/doc/astar_search.html
- https://en.wikipedia.org/wiki/A*_search_algorithm

Indices and tables

- [Index](#)
- [Search Page](#)

- Supported versions:** **Latest (3.3)** **3.2** **3.1** **3.0**
- Unsupported versions:** **2.5** **2.6**

Bidirectional A* - Family of functions

- [pgr_bdAstar](#) - Bidirectional A* algorithm for obtaining paths.
- [pgr_bdAstarCost](#) - Bidirectional A* algorithm to calculate the cost of the paths.

- **pgr_bdAstarCostMatrix** - Bidirectional A* algorithm to calculate a cost matrix of paths.

- **Supported versions: Latest (3.3) 3.2 3.1 3.0**
- **Unsupported versions: 2.6 2.5 2.4 2.3 2.2 2.1 2.0**

pgr_bdAstar

pgr_bdAstar — Returns the shortest path using Bidirectional A* algorithm.



Boost Graph Inside

Availability:

- Version 3.2.0
 - New **proposed** function:
 - `pgr_bdAstar(Combinations)`
- Version 3.0.0
 - **Official** function
- Version 2.5.0
 - Signature change on `pgr_bdAstar(One to One)`
 - Old signature no longer supported
 - New **Proposed** functions:
 - `pgr_bdAstar(One to Many)`
 - `pgr_bdAstar(Many to One)`
 - `pgr_bdAstar(Many to Many)`
- Version 2.0.0
 - **Official** `pgr_bdAstar(One to One)`

Description

The main characteristics are:

- Default kind of graph is **directed** when
 - `directed` flag is missing.
 - `directed` flag is set to true
- Unless specified otherwise, ordering is:
 - first by `start_vid` (if exists)
 - then by `end_vid`
- Values are returned when there is a path
- Let $\backslash(v)$ and $\backslash(u)$ be nodes on the graph:
 - If there is no path from $\backslash(v)$ to $\backslash(u)$:
 - no corresponding row is returned
 - `agg_cost` from $\backslash(v)$ to $\backslash(u)$ is $\backslash(\infty)$
 - There is no path when $\backslash(v = u)$ therefore
 - no corresponding row is returned
 - `agg_cost` from v to u is $\backslash(0)$
- Edges with negative costs are not included in the graph.
- When (x,y) coordinates for the same vertex identifier differ:
 - A random selection of the vertex's (x,y) coordinates is used.
- Running time: $\backslash(O((E + V) * \log V))$
- The results are equivalent to the union of the results of the `pgr_bdAstar(One to One)` on the:
 - `pgr_bdAstar(One to Many)`
 - `pgr_bdAstar(Many to One)`
 - `pgr_bdAstar(Many to Many)`
- `start_vid` and `end_vid` in the result is used to distinguish to which path it belongs.

Signature

Summary

```
pgr_bdAstar(Edges SQL, from_vid, to_vid, [, directed] [, heuristic] [, factor] [, epsilon])
pgr_bdAstar(Edges SQL, from_vid, to_vids [, directed] [, heuristic] [, factor] [, epsilon])
pgr_bdAstar(Edges SQL, from_vids, to_vid [, directed] [, heuristic] [, factor] [, epsilon])
pgr_bdAstar(Edges SQL, from_vids, to_vids [, directed] [, heuristic] [, factor] [, epsilon])
pgr_bdAstar(Edges SQL, Combinations SQL [, directed] [, heuristic] [, factor] [, epsilon])

RETURNS SET OF (seq, path_seq [, start_vid] [, end_vid], node, edge, cost, agg_cost)
OR EMPTY SET
```

Optional parameters are *named parameters* and have a default value.

Using defaults

```
pgr_bdAstar(Edges SQL, start_vid, end_vid)
RETURNS SET OF (seq, path_seq, node, edge, cost, agg_cost)
```

Example:

From vertex \2\ to vertex \3\ on a **directed** graph

```
SELECT * FROM pgr_bdAstar(
  'SELECT id, source, target, cost, reverse_cost, x1,y1,x2,y2
   FROM edge_table',
  2, 3
);
```

seq	path_seq	node	edge	cost	agg_cost
1	1	2	4	1	0
2	2	5	8	1	1
3	3	6	9	1	2
4	4	9	16	1	3
5	5	4	3	1	4
6	6	3	-1	0	5

(6 rows)

One to One

```
pgr_bdAstar(Edges SQL, from_vid, to_vid, [, directed] [, heuristic] [, factor] [, epsilon])
RETURNS SET OF (seq, path_seq, node, edge, cost, agg_cost)
```

Example:

From vertex \2\ to vertex \3\ on a **directed** graph using heuristic \2\

```
SELECT * FROM pgr_bdAstar(
  'SELECT id, source, target, cost, reverse_cost, x1,y1,x2,y2
   FROM edge_table',
  2, 3,
  true, heuristic := 2
);
```

seq	path_seq	node	edge	cost	agg_cost
1	1	2	4	1	0
2	2	5	8	1	1
3	3	6	9	1	2
4	4	9	16	1	3
5	5	4	3	1	4
6	6	3	-1	0	5

(6 rows)

One to many

```
pgr_bdAstar(Edges SQL, from_vid, to_vids [, directed] [, heuristic] [, factor] [, epsilon])
RETURNS SET OF (seq, path_seq, end_vid, node, edge, cost, agg_cost)
OR EMPTY SET
```

Example:

From vertex \2\ to vertices \{3, 11\} on a **directed** graph using heuristic \3\ and factor \3.5\

```
SELECT * FROM pgr_bdAstar(
  'SELECT id, source, target, cost, reverse_cost, x1,y1,x2,y2
   FROM edge_table',
  2, ARRAY[3, 11],
  heuristic := 3, factor := 3.5
);
```

seq	path_seq	end_vid	node	edge	cost	agg_cost
1	1	3	2	4	1	0
2	2	3	5	8	1	1
3	3	3	6	9	1	2
4	4	3	9	16	1	3
5	5	3	4	3	1	4
6	6	3	3	-1	0	5
7	1	11	2	4	1	0
8	2	11	5	8	1	1
9	3	11	6	11	1	2
10	4	11	11	-1	0	3

(10 rows)

Many to One

```
pgr_bdAstar(Edges SQL, from_vids, to_vid [, directed] [, heuristic] [, factor] [, epsilon])
RETURNS SET OF (seq, path_seq, start_vid, node, edge, cost, agg_cost)
OR EMPTY SET
```

Example:

From vertices $\{2, 7\}$ to vertex $\{3\}$ on an **undirected** graph using heuristic $\{4\}$

```
SELECT * FROM pgr_bdAstar(
  'SELECT id, source, target, cost, reverse_cost, x1,y1,x2,y2
   FROM edge_table',
  ARRAY[2, 7], 3,
  false, heuristic := 4
);
```

seq	path_seq	start_vid	node	edge	cost	agg_cost
1	1	2	2	2	1	0
2	2	2	3	-1	0	1
3	1	7	7	6	1	0
4	2	7	8	7	1	1
5	3	7	5	8	1	2
6	4	7	6	5	1	3
7	5	7	3	-1	0	4

(7 rows)

Many to Many

```
pgr_bdAstar(Edges SQL, from_vids, to_vids [, directed] [, heuristic] [, factor] [, epsilon])
RETURNS SET OF (seq, path_seq, start_vid, end_vid, node, edge, cost, agg_cost)
OR EMPTY SET
```

Example:

From vertices $\{2, 7\}$ to vertices $\{3, 11\}$ on a **directed** graph using factor $\{0.5\}$


```

SELECT * FROM pgr_bdAstar(
  'SELECT id, source, target, cost, reverse_cost, x1,y1,x2,y2
   FROM edge_table',
  ARRAY[2, 7], ARRAY[3, 11],
  factor := 0.5
);
seq | path_seq | start_vid | end_vid | node | edge | cost | agg_cost
-----+-----+-----+-----+-----+-----+-----+-----
1 | 1 | 2 | 3 | 2 | 4 | 1 | 0
2 | 2 | 2 | 3 | 5 | 8 | 1 | 1
3 | 3 | 2 | 3 | 6 | 9 | 1 | 2
4 | 4 | 2 | 3 | 9 | 16 | 1 | 3
5 | 5 | 2 | 3 | 4 | 3 | 1 | 4
6 | 6 | 2 | 3 | 3 | -1 | 0 | 5
7 | 1 | 2 | 11 | 2 | 4 | 1 | 0
8 | 2 | 2 | 11 | 5 | 8 | 1 | 1
9 | 3 | 2 | 11 | 6 | 11 | 1 | 2
10 | 4 | 2 | 11 | 11 | -1 | 0 | 3
11 | 1 | 7 | 3 | 7 | 6 | 1 | 0
12 | 2 | 7 | 3 | 8 | 7 | 1 | 1
13 | 3 | 7 | 3 | 5 | 8 | 1 | 2
14 | 4 | 7 | 3 | 6 | 9 | 1 | 3
15 | 5 | 7 | 3 | 9 | 16 | 1 | 4
16 | 6 | 7 | 3 | 4 | 3 | 1 | 5
17 | 7 | 7 | 3 | 3 | -1 | 0 | 6
18 | 1 | 7 | 11 | 7 | 6 | 1 | 0
19 | 2 | 7 | 11 | 8 | 7 | 1 | 1
20 | 3 | 7 | 11 | 5 | 8 | 1 | 2
21 | 4 | 7 | 11 | 6 | 11 | 1 | 3
22 | 5 | 7 | 11 | 11 | -1 | 0 | 4
(22 rows)

```

Combinations

```

pgr_bdAstar(Edges SQL, Combinations SQL [, directed] [, heuristic] [, factor] [, epsilon])
RETURNS SET OF (seq, path_seq, start_vid, end_vid, node, edge, cost, agg_cost)
OR EMPTY SET

```

Example:

Using a combinations table on a **directed** graph using factor \0.5\.

```

SELECT * FROM pgr_bdAstar(
  'SELECT id, source, target, cost, reverse_cost, x1,y1,x2,y2
   FROM edge_table',
  'SELECT * FROM ( VALUES (2, 3), (7, 11) ) AS t(source, target)',
  factor := 0.5
);
seq | path_seq | start_vid | end_vid | node | edge | cost | agg_cost
-----+-----+-----+-----+-----+-----+-----+-----
1 | 1 | 2 | 3 | 2 | 4 | 1 | 0
2 | 2 | 2 | 3 | 5 | 8 | 1 | 1
3 | 3 | 2 | 3 | 6 | 9 | 1 | 2
4 | 4 | 2 | 3 | 9 | 16 | 1 | 3
5 | 5 | 2 | 3 | 4 | 3 | 1 | 4
6 | 6 | 2 | 3 | 3 | -1 | 0 | 5
7 | 1 | 7 | 11 | 7 | 6 | 1 | 0
8 | 2 | 7 | 11 | 8 | 7 | 1 | 1
9 | 3 | 7 | 11 | 5 | 8 | 1 | 2
10 | 4 | 7 | 11 | 6 | 11 | 1 | 3
11 | 5 | 7 | 11 | 11 | -1 | 0 | 4
(11 rows)

```

Parameters

Parameter	Type	Description
Edges SQL	TEXT	Edges query as described below.
Combinations SQL	TEXT	Combinations query as described below.
from_vid	ANY-INTEGER	Starting vertex identifier. Parameter in: <ul style="list-style-type: none"> One to One One to Many
from_vids	ARRAY[ANY-INTEGER]	Array of starting vertices identifiers. Parameter in: <ul style="list-style-type: none"> Many to One Many to Many

Parameter	Type	Description
to_vid	ANY-INTEGER	Ending vertex identifier. Parameter in: <ul style="list-style-type: none"> One to One Many to One
to_vids	ARRAY[ANY-INTEGER]	Array of ending vertices identifiers. Parameter in: <ul style="list-style-type: none"> One to Many Many to Many

Optional Parameters

Parameter	Type	Default	Description
directed	BOOLEAN	true	<ul style="list-style-type: none"> When true the graph is considered as Directed. When false the graph is considered as Undirected.
heuristic	INTEGER	5	Heuristic number. Current valid values 0~5. Default 5 <ul style="list-style-type: none"> 0: $h(v) = 0$ (Use this value to compare with pgr_dijkstra) 1: $h(v) = \text{abs}(\max(dx, dy))$ 2: $h(v) = \text{abs}(\min(dx, dy))$ 3: $h(v) = dx * dx + dy * dy$ 4: $h(v) = \text{sqrt}(dx * dx + dy * dy)$ 5: $h(v) = \text{abs}(dx) + \text{abs}(dy)$
factor	FLOAT	1	For units manipulation. $\backslash(\text{factor} > 0\backslash)$. See Factor
epsilon	FLOAT	1	For less restricted results. $\backslash(\text{epsilon} \geq 1\backslash)$.

Inner queries

Edges query

edges_sql:

an SQL query, which should return a set of rows with the following columns:

Column	Type	Default	Description
id	ANY-INTEGER		Identifier of the edge.
source	ANY-INTEGER		Identifier of the first end point vertex of the edge.
target	ANY-INTEGER		Identifier of the second end point vertex of the edge.
cost	ANY-NUMERICAL		Weight of the edge (<i>source</i> , <i>target</i>) <ul style="list-style-type: none"> When negative: edge (<i>source</i>, <i>target</i>) does not exist, therefore it's not part of the graph.
reverse_cost	ANY-NUMERICAL	-1	Weight of the edge (<i>target</i> , <i>source</i>), <ul style="list-style-type: none"> When negative: edge (<i>target</i>, <i>source</i>) does not exist, therefore it's not part of the graph.
x1	ANY-NUMERICAL		X coordinate of <i>source</i> vertex.
y1	ANY-NUMERICAL		Y coordinate of <i>source</i> vertex.
x2	ANY-NUMERICAL		X coordinate of <i>target</i> vertex.
y2	ANY-NUMERICAL		Y coordinate of <i>target</i> vertex.

Where:

ANY-INTEGER:

SMALLINT, INTEGER, BIGINT

ANY-NUMERICAL:

SMALLINT, INTEGER, BIGINT, REAL, FLOAT

Combinations query

Column	Type	Default	Description
source	ANY-INTEGER		Identifier of the first end point vertex of the edge.
target	ANY-INTEGER		Identifier of the second end point vertex of the edge.

Where:

ANY-INTEGER:

SMALLINT, INTEGER, BIGINT

Result Columns

Returns set of (seq, path_id, path_seq [, start_vid] [, end_vid], node, edge, cost, agg_cost)

Column	Type	Description
seq	INT	Sequential value starting from 1 .
path_id	INT	Path identifier. Has value 1 for the first of a path. Used when there are multiple paths for the same start_vid to end_vid combination.
path_seq	INT	Relative position in the path. Has value 1 for the beginning of a path.
start_vid	BIGINT	Identifier of the starting vertex. Returned when multiple starting vertices are in the query. <ul style="list-style-type: none">• Many to One• Many to Many
end_vid	BIGINT	Identifier of the ending vertex. Returned when multiple ending vertices are in the query. <ul style="list-style-type: none">• One to Many• Many to Many
node	BIGINT	Identifier of the node in the path from start_vid to end_vid.
edge	BIGINT	Identifier of the edge used to go from node to the next node in the path sequence. -1 for the last node of the path.
cost	FLOAT	Cost to traverse from node using edge to the next node in the path sequence.
agg_cost	FLOAT	Aggregate cost from start_v to node.

See Also

- **aStar - Family of functions**
- **Bidirectional A* - Family of functions**
- **Sample Data** network.
- https://www.boost.org/libs/graph/doc/astar_search.html
- https://en.wikipedia.org/wiki/A*_search_algorithm

Indices and tables

- **Index**
- **Search Page**

- **Supported versions:** **Latest (3.3)** **3.2** **3.1** **3.0**
- **Unsupported versions:** **2.6** **2.5**

pgr_bdAstarCost

pgr_bdAstarCost — Returns the aggregate cost shortest path using **pgr_aStar** algorithm.



Boost Graph Inside

Availability

- Version 3.2.0
 - New **proposed** function:
 - pgr_bdAstarCost(Combinations)
- Version 3.0.0
 - **Official** function
- Version 2.5.0
 - New **Proposed** function

Description

- Default kind of graph is **directed** when
 - directed flag is missing.
 - directed flag is set to true
- Unless specified otherwise, ordering is:

- first by `start_vid` (if exists)
 - then by `end_vid`
- Values are returned when there is a path
- Let $\backslash(v\backslash)$ and $\backslash(u\backslash)$ be nodes on the graph:
 - If there is no path from $\backslash(v\backslash)$ to $\backslash(u\backslash)$:
 - no corresponding row is returned
 - `agg_cost` from $\backslash(v\backslash)$ to $\backslash(u\backslash)$ is $\backslash(\infty\backslash)$
 - There is no path when $\backslash(v = u\backslash)$ therefore
 - no corresponding row is returned
 - `agg_cost` from v to u is $\backslash(0\backslash)$
- Edges with negative costs are not included in the graph.
- When (x,y) coordinates for the same vertex identifier differ:
 - A random selection of the vertex's (x,y) coordinates is used.
- Running time: $\backslash(O((E + V) * \backslash\log V\backslash))$
- The results are equivalent to the union of the results of the `pgr_bdAstarCost(One to One)` on the:
 - `pgr_bdAstarCost(One to Many)`
 - `pgr_bdAstarCost(Many to One)`
 - `pgr_bdAstarCost(Many to Many)`

Signatures

Summary

```
pgr_bdAstarCost(Edges SQL, from_vid, to_vid [, directed] [, heuristic] [, factor] [, epsilon])
pgr_bdAstarCost(Edges SQL, from_vid, to_vids [, directed] [, heuristic] [, factor] [, epsilon])
pgr_bdAstarCost(Edges SQL, from_vids, to_vid [, directed] [, heuristic] [, factor] [, epsilon])
pgr_bdAstarCost(Edges SQL, from_vids, to_vids [, directed] [, heuristic] [, factor] [, epsilon])
pgr_bdAstarCost(Edges SQL, Combinations SQL [, directed] [, heuristic] [, factor] [, epsilon])

RETURNS SET OF (start_vid, end_vid, agg_cost)
OR EMPTY SET
```

Optional parameters are *named parameters* and have a default value.

Using defaults

```
pgr_bdAstarCost(Edges SQL, from_vid, to_vid)
RETURNS SET OF (start_vid, end_vid, agg_cost)
OR EMPTY SET
```

Example:

From vertex $\backslash(2\backslash)$ to vertex $\backslash(3\backslash)$ on a **directed** graph

```
SELECT * FROM pgr_bdAstarCost(
  'SELECT id, source, target, cost, reverse_cost, x1,y1,x2,y2
   FROM edge_table',
  2, 3
);
 start_vid | end_vid | agg_cost
-----+-----+-----
         2 |      3 |      5
(1 row)
```

One to One

```
pgr_bdAstarCost(Edges SQL, from_vid, to_vid [, directed] [, heuristic] [, factor] [, epsilon])
RETURNS SET OF (start_vid, end_vid, agg_cost)
OR EMPTY SET
```

Example:

From vertex $\backslash(2\backslash)$ to vertex $\backslash(3\backslash)$ on an **directed** graph using heuristic $\backslash(2\backslash)$

```
SELECT * FROM pgr_bdAstarCost(
  'SELECT id, source, target, cost, reverse_cost, x1,y1,x2,y2
   FROM edge_table',
  2, 3,
  true, heuristic := 2
);
 start_vid | end_vid | agg_cost
-----+-----+-----
         2 |      3 |      5
(1 row)
```

One to many

```
pgr_bdAstarCost(Edges SQL, from_vid, to_vids [, directed] [, heuristic] [, factor] [, epsilon])
RETURNS SET OF (start_vid, end_vid, agg_cost)
OR EMPTY SET
```

Example:

From vertex 2 to vertices $\{3, 11\}$ on a **directed** graph using heuristic 3 and factor $\backslash(3.5\backslash)$

```
SELECT * FROM pgr_bdAstarCost(
'SELECT id, source, target, cost, reverse_cost, x1,y1,x2,y2
FROM edge_table',
2, ARRAY[3, 11],
heuristic := 3, factor := 3.5
);
start_vid | end_vid | agg_cost
-----+-----+-----
2 | 3 | 5
2 | 11 | 3
(2 rows)
```

Many to One

```
pgr_bdAstarCost(Edges SQL, from_vids, to_vid [, directed] [, heuristic] [, factor] [, epsilon])
RETURNS SET OF (start_vid, end_vid, agg_cost)
OR EMPTY SET
```

Example:

From vertices $\{7, 2\}$ to vertex $\backslash(3\backslash)$ on a **undirected** graph using heuristic $\backslash(4\backslash)$

```
SELECT * FROM pgr_bdAstarCost(
'SELECT id, source, target, cost, reverse_cost, x1,y1,x2,y2
FROM edge_table',
ARRAY[2, 7], 3,
false, heuristic := 4
);
start_vid | end_vid | agg_cost
-----+-----+-----
2 | 3 | 1
7 | 3 | 4
(2 rows)
```

Many to Many

```
pgr_bdAstarCost(Edges SQL, from_vids, to_vids [, directed] [, heuristic] [, factor] [, epsilon])
RETURNS SET OF (start_vid, end_vid, agg_cost)
OR EMPTY SET
```

Example:

From vertices $\{7, 2\}$ to vertices $\{3, 11\}$ on a **directed** using heuristic $\backslash(5\backslash)$ and factor $\backslash(0.5\backslash)$

```
SELECT * FROM pgr_bdAstarCost(
'SELECT id, source, target, cost, reverse_cost, x1,y1,x2,y2
FROM edge_table',
ARRAY[2, 7], ARRAY[3, 11],
factor := 0.5
);
start_vid | end_vid | agg_cost
-----+-----+-----
2 | 3 | 5
2 | 11 | 3
7 | 3 | 6
7 | 11 | 4
(4 rows)
```

Combinations

```
pgr_bdAstarCost(Edges SQL, Combinations SQL [, directed] [, heuristic] [, factor] [, epsilon])
RETURNS SET OF (start_vid, end_vid, agg_cost)
OR EMPTY SET
```

Example:

Using a combinations table on a **directed** graph using factor $\backslash(0.5\backslash)$.

```

SELECT * FROM pgr_bdAstarCost(
'SELECT id, source, target, cost, reverse_cost, x1,y1,x2,y2
FROM edge_table',
'SELECT * FROM ( VALUES (2, 3), (7, 11) ) AS t(source, target)',
factor := 0.5
);
start_vid | end_vid | agg_cost
-----+-----+-----
      2 |      3 |      5
      7 |     11 |      4
(2 rows)

```

Parameters

Parameter	Type	Description
Edges SQL	TEXT	Edges query as described below.
Combinations SQL	TEXT	Combinations query as described below.
from_vid	ANY-INTEGER	Starting vertex identifier. Parameter in: <ul style="list-style-type: none"> One to One One to Many
from_vids	ARRAY[ANY-INTEGER]	Array of starting vertices identifiers. Parameter in: <ul style="list-style-type: none"> Many to One Many to Many
to_vid	ANY-INTEGER	Ending vertex identifier. Parameter in: <ul style="list-style-type: none"> One to One Many to One
to_vids	ARRAY[ANY-INTEGER]	Array of ending vertices identifiers. Parameter in: <ul style="list-style-type: none"> One to Many Many to Many

Optional Parameters

Parameter	Type	Default	Description
directed	BOOLEAN	true	<ul style="list-style-type: none"> When true the graph is considered as Directed. When false the graph is considered as Undirected.
heuristic	INTEGER	5	Heuristic number. Current valid values 0~5. Defaults 5 <ul style="list-style-type: none"> 0: $h(v) = 0$ (Use this value to compare with pgr_dijkstra) 1: $h(v) = \text{abs}(\max(dx, dy))$ 2: $h(v) = \text{abs}(\min(dx, dy))$ 3: $h(v) = dx * dx + dy * dy$ 4: $h(v) = \text{sqrt}(dx * dx + dy * dy)$ 5: $h(v) = \text{abs}(dx) + \text{abs}(dy)$
factor	FLOAT	1	For units manipulation. $\backslash(\text{factor} > 0\backslash)$. See Factor
epsilon	FLOAT	1	For less restricted results. $\backslash(\text{epsilon} \geq 1\backslash)$.

Inner queries

Edges query

edges_sql:

an SQL query, which should return a set of rows with the following columns:

Column	Type	Default	Description
id	ANY-INTEGER		Identifier of the edge.
source	ANY-INTEGER		Identifier of the first end point vertex of the edge.
target	ANY-INTEGER		Identifier of the second end point vertex of the edge.
cost	ANY-NUMERICAL		Weight of the edge (<i>source</i> , <i>target</i>) <ul style="list-style-type: none"> When negative: edge (<i>source</i>, <i>target</i>) does not exist, therefore it's not part of the graph.

Column	Type	Default	Description
reverse_cost	ANY-NUMERICAL	-1	Weight of the edge (<i>target</i> , <i>source</i>), <ul style="list-style-type: none"> When negative: edge (<i>target</i>, <i>source</i>) does not exist, therefore it's not part of the graph.
x1	ANY-NUMERICAL		X coordinate of <i>source</i> vertex.
y1	ANY-NUMERICAL		Y coordinate of <i>source</i> vertex.
x2	ANY-NUMERICAL		X coordinate of <i>target</i> vertex.
y2	ANY-NUMERICAL		Y coordinate of <i>target</i> vertex.

Where:

ANY-INTEGER:

SMALLINT, INTEGER, BIGINT

ANY-NUMERICAL:

SMALLINT, INTEGER, BIGINT, REAL, FLOAT

Combinations query

Column	Type	Default	Description
source	ANY-INTEGER		Identifier of the first end point vertex of the edge.
target	ANY-INTEGER		Identifier of the second end point vertex of the edge.

Where:

ANY-INTEGER:

SMALLINT, INTEGER, BIGINT

Result Columns

Returns SET OF (*start_vid*, *end_vid*, *agg_cost*)

Column	Type	Description
start_vid	BIGINT	Identifier of the starting vertex.
end_vid	BIGINT	Identifier of the ending vertex.
agg_cost	FLOAT	Aggregate cost from <i>start_vid</i> to <i>end_vid</i> .

See Also

- **Bidirectional A* - Family of functions**
- **Cost - Category**
- **Cost Matrix - Category**
- Examples use **Sample Data** network.

Indices and tables

- **Index**
- **Search Page**

- **Supported versions: Latest (3.3) 3.2 3.1 3.0**
- **Unsupported versions: 2.6 2.5**

pgr_bdAstarCostMatrix

`pgr_bdAstarCostMatrix` - Calculates the a cost matrix using **pgr_aStar**.



Boost Graph Inside

Availability

- Version 3.0.0

- Official function
- Version 2.5.0
- New **Proposed** function

Description

The main characteristics are:

- Using internally the **pgr_bdAstar** algorithm
- Returns a cost matrix.
- No ordering is performed
- let v and u are nodes on the graph:
 - when there is no path from v to u :
 - no corresponding row is returned
 - cost from v to u is ∞
 - when $(v = u)$ then
 - no corresponding row is returned
 - cost from v to u is 0
- When the graph is **undirected** the cost matrix is symmetric

Signatures

Summary

```
pgr_bdAstarCostMatrix(edges_sql, vids [, directed] [, heuristic] [, factor] [, epsilon])
RETURNS SET OF (start_vid, end_vid, agg_cost)
```

Using defaults

```
pgr_bdAstarCostMatrix(edges_sql, vids)
RETURNS SET OF (start_vid, end_vid, agg_cost)
```

Example:

Cost matrix for vertices $\{1, 2, 3, 4\}$ on a **directed** graph

```
SELECT * FROM pgr_bdAstarCostMatrix(
'SELECT id, source, target, cost, reverse_cost, x1, y1, x2, y2 FROM edge_table',
(SELECT array_agg(id) FROM edge_table_vertices_pgr WHERE id < 5)
);
start_vid | end_vid | agg_cost
-----+-----+-----
1 | 2 | 1
1 | 3 | 6
1 | 4 | 5
2 | 1 | 1
2 | 3 | 5
2 | 4 | 4
3 | 1 | 2
3 | 2 | 1
3 | 4 | 3
4 | 1 | 3
4 | 2 | 2
4 | 3 | 1
(12 rows)
```

Complete Signature

```
pgr_bdAstarCostMatrix(edges_sql, vids [, directed] [, heuristic] [, factor] [, epsilon])
RETURNS SET OF (start_vid, end_vid, agg_cost)
```

Example:

Symmetric cost matrix for vertices $\{1, 2, 3, 4\}$ on an **undirected** graph using heuristic (2)


```

SELECT * FROM pgr_bdAstarCostMatrix(
  'SELECT id, source, target, cost, reverse_cost, x1, y1, x2, y2 FROM edge_table',
  (SELECT array_agg(id) FROM edge_table_vertices_pgr WHERE id < 5),
  false
);

```

start_vid	end_vid	agg_cost
1	2	1
1	3	2
1	4	3
2	1	1
2	3	1
2	4	2
3	1	2
3	2	1
3	4	1
4	1	3
4	2	2
4	3	1

(12 rows)

Parameters

Parameter	Type	Description
edges_sql	TEXT	edges_sql inner query.
vids	ARRAY[ANY-INTEGER]	Array of vertices identifiers.

Optional Parameters

Parameter	Type	Default	Description
directed	BOOLEAN	true	<ul style="list-style-type: none"> When true the graph is considered as Directed. When false the graph is considered as Undirected.
heuristic	INTEGER	5	Heuristic number. Current valid values 0~5. Default 5 <ul style="list-style-type: none"> 0: $h(v) = 0$ (Use this value to compare with <code>pgr_dijkstra</code>) 1: $h(v) = \text{abs}(\max(dx, dy))$ 2: $h(v) = \text{abs}(\min(dx, dy))$ 3: $h(v) = dx * dx + dy * dy$ 4: $h(v) = \text{sqrt}(dx * dx + dy * dy)$ 5: $h(v) = \text{abs}(dx) + \text{abs}(dy)$
factor	FLOAT	1	For units manipulation. $\backslash(\text{factor} > 0\backslash)$. See Factor
epsilon	FLOAT	1	For less restricted results. $\backslash(\text{epsilon} \geq 1\backslash)$.

Inner query

edges_sql

edges_sql:

an SQL query, which should return a set of rows with the following columns:

Column	Type	Default	Description
id	ANY-INTEGER		Identifier of the edge.
source	ANY-INTEGER		Identifier of the first end point vertex of the edge.
target	ANY-INTEGER		Identifier of the second end point vertex of the edge.
cost	ANY-NUMERICAL		Weight of the edge (<i>source</i> , <i>target</i>) <ul style="list-style-type: none"> When negative: edge (<i>source</i>, <i>target</i>) does not exist, therefore it's not part of the graph.
reverse_cost	ANY-NUMERICAL	-1	Weight of the edge (<i>target</i> , <i>source</i>), <ul style="list-style-type: none"> When negative: edge (<i>target</i>, <i>source</i>) does not exist, therefore it's not part of the graph.
x1	ANY-NUMERICAL		X coordinate of <i>source</i> vertex.
y1	ANY-NUMERICAL		Y coordinate of <i>source</i> vertex.
x2	ANY-NUMERICAL		X coordinate of <i>target</i> vertex.
y2	ANY-NUMERICAL		Y coordinate of <i>target</i> vertex.

Where:

ANY-INTEGER:

SMALLINT, INTEGER, BIGINT

ANY-NUMERICAL:

SMALLINT, INTEGER, BIGINT, REAL, FLOAT

Result Columns

Returns SET OF (start_vid, end_vid, agg_cost)

Column	Type	Description
start_vid	BIGINT	Identifier of the starting vertex.
end_vid	BIGINT	Identifier of the ending vertex.
agg_cost	FLOAT	Aggregate cost from start_vid to end_vid.

Additional Examples

Example:

Use with **pgr_TSP**

```
SELECT * FROM pgr_TSP(
  $$
  SELECT * FROM pgr_bdAstarCostMatrix(
    'SELECT id, source, target, cost, reverse_cost, x1, y1, x2, y2 FROM edge_table',
    (SELECT array_agg(id) FROM edge_table_vertices_pgr WHERE id < 5),
    false
  )
  $$
);
seq | node | cost | agg_cost
-----+-----+-----+-----
1 | 1 | 0 | 0
2 | 2 | 1 | 1
3 | 3 | 1 | 2
4 | 4 | 1 | 3
5 | 1 | 3 | 6
(5 rows)
```

See Also

- **aStar - Family of functions**
- **Bidirectional A* - Family of functions**
- **Cost - Category**
- **Cost Matrix - Category**
- **Traveling Sales Person - Family of functions**
- The queries use the **Sample Data** network.

Indices and tables

- **Index**
- **Search Page**

Description

Based on A* algorithm, the bidirectional search finds a shortest path from a starting vertex (start_vid) to an ending vertex (end_vid). It runs two simultaneous searches: one forward from the start_vid, and one backward from the end_vid, stopping when the two meet in the middle. This implementation can be used with a directed graph and an undirected graph.

The main Characteristics are:

- Process is done only on edges with positive costs.
- Values are returned when there is a path.
- When the starting vertex and ending vertex are the same, there is no path.
 - The agg_cost the non included values (v, v) is 0
- When the starting vertex and ending vertex are the different and there is no path:
 - The agg_cost the non included values (u, v) is ∞
- Running time (worse case scenario): $O((E + V) * \log V)$
- For large graphs where there is a path between the starting vertex and ending vertex:
 - It is expected to terminate faster than pgr_astar

Signatures

Edges query

edges_sql:

an SQL query, which should return a set of rows with the following columns:

Column	Type	Default	Description
id	ANY-INTEGER		Identifier of the edge.
source	ANY-INTEGER		Identifier of the first end point vertex of the edge.
target	ANY-INTEGER		Identifier of the second end point vertex of the edge.
cost	ANY-NUMERICAL		Weight of the edge (<i>source</i> , <i>target</i>) <ul style="list-style-type: none">When negative: edge (<i>source</i>, <i>target</i>) does not exist, therefore it's not part of the graph.
reverse_cost	ANY-NUMERICAL	-1	Weight of the edge (<i>target</i> , <i>source</i>), <ul style="list-style-type: none">When negative: edge (<i>target</i>, <i>source</i>) does not exist, therefore it's not part of the graph.
x1	ANY-NUMERICAL		X coordinate of <i>source</i> vertex.
y1	ANY-NUMERICAL		Y coordinate of <i>source</i> vertex.
x2	ANY-NUMERICAL		X coordinate of <i>target</i> vertex.
y2	ANY-NUMERICAL		Y coordinate of <i>target</i> vertex.

Where:

ANY-INTEGER:

SMALLINT, INTEGER, BIGINT

ANY-NUMERICAL:

SMALLINT, INTEGER, BIGINT, REAL, FLOAT

Combinations query

Column	Type	Default	Description
source	ANY-INTEGER		Identifier of the first end point vertex of the edge.
target	ANY-INTEGER		Identifier of the second end point vertex of the edge.

Where:

ANY-INTEGER:

SMALLINT, INTEGER, BIGINT

Parameters

Parameter	Type	Description
Edges SQL	TEXT	Edges query as described above.
Combinations SQL	TEXT	Combinations query as described above.
start_vid	ANY-INTEGER	Starting vertex identifier.
start_vids	ARRAY[ANY-INTEGER]	Starting vertices identifiers.
end_vid	ANY-INTEGER	Ending vertex identifier.
end_vids	ARRAY[ANY-INTEGER]	Ending vertices identifiers.
directed	BOOLEAN	<ul style="list-style-type: none">Optional.When <code>false</code> the graph is considered as Undirected.Default is <code>true</code> which considers the graph as Directed.
heuristic	INTEGER	(optional). Heuristic number. Current valid values 0~5. Default 5 <ul style="list-style-type: none">0: $h(v) = 0$ (Use this value to compare with <code>pgr_dijkstra</code>)1: $h(v) = \text{abs}(\text{max}(\text{dx}, \text{dy}))$2: $h(v) = \text{abs}(\text{min}(\text{dx}, \text{dy}))$3: $h(v) = \text{dx} * \text{dx} + \text{dy} * \text{dy}$4: $h(v) = \text{sqrt}(\text{dx} * \text{dx} + \text{dy} * \text{dy})$5: $h(v) = \text{abs}(\text{dx}) + \text{abs}(\text{dy})$
factor	FLOAT	(optional). For units manipulation. $\backslash(\text{factor} > 0\backslash$. Default 1. see Factor
epsilon	FLOAT	(optional). For less restricted results. $\backslash(\text{epsilon} \geq 1\backslash$. Default 1.

See Also

Indices and tables

- [Index](#)
- [Search Page](#)

Previous versions of this page

- **Supported versions:** **Latest (3.3)** **3.2** **3.1** **3.0**
- **Unsupported versions:** **2.6** **2.5**

Bidirectional Dijkstra - Family of functions

- **pgr_bdDijkstra** - Bidirectional Dijkstra algorithm for the shortest paths.
- **pgr_bdDijkstraCost** - Bidirectional Dijkstra to calculate the cost of the shortest paths
- **pgr_bdDijkstraCostMatrix** - Bidirectional Dijkstra algorithm to create a matrix of costs of the shortest paths.

- **Supported versions:** **Latest (3.3)** **3.2** **3.1** **3.0**
- **Unsupported versions:** **2.6** **2.5** **2.4** **2.3** **2.2** **2.1** **2.0**

pgr_bdDijkstra

`pgr_bdDijkstra` — Returns the shortest path(s) using Bidirectional Dijkstra algorithm.



Boost Graph Inside

Availability:

- Version 3.2.0
 - New **proposed** function:
 - `pgr_bdDijkstra(Combinations)`
- Version 3.0.0
 - **Official** function
- Version 2.5.0
 - New **Proposed** functions:
 - `pgr_bdDijkstra(One to Many)`
 - `pgr_bdDijkstra(Many to One)`
 - `pgr_bdDijkstra(Many to Many)`
- Version 2.4.0
 - Signature change on `pgr_bdDijkstra(One to One)`
 - Old signature no longer supported
- Version 2.0.0
 - **Official** `pgr_bdDijkstra(One to One)`

Description

The main characteristics are:

- Process is done only on edges with positive costs.
- Values are returned when there is a path.
- When the starting vertex and ending vertex are the same, there is no path.
 - The `agg_cost` the non included values (v, v) is 0
- When the starting vertex and ending vertex are the different and there is no path:
 - The `agg_cost` the non included values (u, v) is ∞
- Running time (worse case scenario): $O((V \log V + E))$
- For large graphs where there is a path between the starting vertex and ending vertex:
 - It is expected to terminate faster than `pgr_dijkstra`

Signatures

Summary

```
pgr_bdDijkstra(Edges SQL, start_vid, end_vid [, directed])
pgr_bdDijkstra(Edges SQL, start_vid, end_vids [, directed])
pgr_bdDijkstra(Edges SQL, start_vids, end_vid [, directed])
pgr_bdDijkstra(Edges SQL, start_vids, end_vids [, directed])
pgr_bdDijkstra(Edges SQL, Combinations SQL [, directed])

RETURNS SET OF (seq, path_seq [, start_vid] [, end_vid], node, edge, cost, agg_cost)
OR EMPTY SET
```

Using defaults

```
pgr_bdDijkstra(Edges SQL, start_vid, end_vid)
RETURNS SET OF (seq, path_seq, node, edge, cost, agg_cost)
OR EMPTY SET
```

Example:

From vertex \2\ to vertex \3\

```
SELECT * FROM pgr_bdDijkstra(
  'SELECT id, source, target, cost, reverse_cost FROM edge_table',
  2, 3
);
seq | path_seq | node | edge | cost | agg_cost
-----+-----+-----+-----+-----+-----
1 | 1 | 2 | 4 | 1 | 0
2 | 2 | 5 | 8 | 1 | 1
3 | 3 | 6 | 9 | 1 | 2
4 | 4 | 9 | 16 | 1 | 3
5 | 5 | 4 | 3 | 1 | 4
6 | 6 | 3 | -1 | 0 | 5
(6 rows)
```

One to One

```
pgr_bdDijkstra(Edges SQL, start_vid, end_vid [, directed])
RETURNS SET OF (seq, path_seq, node, edge, cost, agg_cost)
OR EMPTY SET
```

Example:

From vertex \2\ to vertex \3\ on an **undirected** graph

```
SELECT * FROM pgr_bdDijkstra(
  'SELECT id, source, target, cost, reverse_cost FROM edge_table',
  2, 3,
  false
);
seq | path_seq | node | edge | cost | agg_cost
-----+-----+-----+-----+-----+-----
1 | 1 | 2 | 2 | 1 | 0
2 | 2 | 3 | -1 | 0 | 1
(2 rows)
```

One to many

```
pgr_bdDijkstra(Edges SQL, start_vid, end_vids [, directed])
RETURNS SET OF (seq, path_seq, end_vid, node, edge, cost, agg_cost)
OR EMPTY SET
```

Example:

From vertex \2\ to vertices \{3, 11\} on a **directed** graph

```
SELECT * FROM pgr_bdDijkstra(
  'SELECT id, source, target, cost, reverse_cost FROM edge_table',
  2, ARRAY[3, 11]);
seq | path_seq | end_vid | node | edge | cost | agg_cost
-----+-----+-----+-----+-----+-----+-----
1 | 1 | 3 | 3 | 2 | 4 | 1 | 0
2 | 2 | 3 | 3 | 5 | 8 | 1 | 1
3 | 3 | 3 | 3 | 6 | 9 | 1 | 2
4 | 4 | 3 | 3 | 9 | 16 | 1 | 3
5 | 5 | 3 | 3 | 4 | 3 | 1 | 4
6 | 6 | 3 | 3 | -1 | 0 | 5
7 | 1 | 11 | 2 | 4 | 1 | 0
8 | 2 | 11 | 5 | 8 | 1 | 1
9 | 3 | 11 | 6 | 11 | 1 | 2
10 | 4 | 11 | 11 | -1 | 0 | 3
(10 rows)
```

Many to One

```
pgr_bdDijkstra(Edges SQL, start_vids, end_vid [, directed])
RETURNS SET OF (seq, path_seq, start_vid, node, edge, cost, agg_cost)
OR EMPTY SET
```

Example:

From vertices $\{2, 7\}$ to vertex $\{3\}$ on a **directed** graph

```
SELECT * FROM pgr_bdDijkstra(
  'SELECT id, source, target, cost, reverse_cost FROM edge_table',
  ARRAY[2, 7], 3);
seq | path_seq | start_vid | node | edge | cost | agg_cost
-----+-----+-----+-----+-----+-----+-----
 1 |      1 |        2 |    2 |    4 |    1 |         0
 2 |      2 |        2 |    5 |    8 |    1 |         1
 3 |      3 |        2 |    6 |    9 |    1 |         2
 4 |      4 |        2 |    9 |   16 |    1 |         3
 5 |      5 |        2 |    4 |    3 |    1 |         4
 6 |      6 |        2 |    3 |   -1 |    0 |         5
 7 |      7 |        7 |    7 |    6 |    1 |         0
 8 |      8 |        7 |    8 |    7 |    1 |         1
 9 |      9 |        7 |    5 |    8 |    1 |         2
10 |     10 |        7 |    6 |    9 |    1 |         3
11 |     11 |        7 |    9 |   16 |    1 |         4
12 |     12 |        7 |    4 |    3 |    1 |         5
13 |     13 |        7 |    3 |   -1 |    0 |         6
(13 rows)
```

Many to Many

```
pgr_bdDijkstra(Edges SQL, start_vids, end_vids [, directed])
RETURNS SET OF (seq, path_seq, start_vid, end_vid, node, edge, cost, agg_cost)
OR EMPTY SET
```

Example:

From vertices $\{2, 7\}$ to vertices $\{3, 11\}$ on a **directed** graph

```
SELECT * FROM pgr_bdDijkstra(
  'SELECT id, source, target, cost, reverse_cost FROM edge_table',
  ARRAY[2, 7], ARRAY[3, 11]);
seq | path_seq | start_vid | end_vid | node | edge | cost | agg_cost
-----+-----+-----+-----+-----+-----+-----+-----
 1 |      1 |        2 |        3 |    2 |    4 |    1 |         0
 2 |      2 |        2 |        3 |    5 |    8 |    1 |         1
 3 |      3 |        2 |        3 |    6 |    9 |    1 |         2
 4 |      4 |        2 |        3 |    9 |   16 |    1 |         3
 5 |      5 |        2 |        3 |    4 |    3 |    1 |         4
 6 |      6 |        2 |        3 |    3 |   -1 |    0 |         5
 7 |      7 |        2 |       11 |    2 |    4 |    1 |         0
 8 |      8 |        2 |       11 |    5 |    8 |    1 |         1
 9 |      9 |        2 |       11 |    6 |   11 |    1 |         2
10 |     10 |        2 |       11 |   11 |   -1 |    0 |         3
11 |     11 |        7 |        3 |    7 |    6 |    1 |         0
12 |     12 |        7 |        3 |    8 |    7 |    1 |         1
13 |     13 |        7 |        3 |    5 |    8 |    1 |         2
14 |     14 |        7 |        3 |    6 |    9 |    1 |         3
15 |     15 |        7 |        3 |    9 |   16 |    1 |         4
16 |     16 |        7 |        3 |    4 |    3 |    1 |         5
17 |     17 |        7 |        3 |    3 |   -1 |    0 |         6
18 |     18 |        7 |       11 |    7 |    6 |    1 |         0
19 |     19 |        7 |       11 |    8 |    7 |    1 |         1
20 |     20 |        7 |       11 |    5 |   10 |    1 |         2
21 |     21 |        7 |       11 |   10 |   12 |    1 |         3
22 |     22 |        7 |       11 |   11 |   -1 |    0 |         4
(22 rows)
```

Combinations

```
pgr_bdDijkstra(Edges SQL, Combinations SQL [, directed])
RETURNS SET OF (seq, path_seq, start_vid, end_vid, node, edge, cost, agg_cost)
OR EMPTY SET
```

Example:

Using a combinations table on a **directed** graph.

```

SELECT * FROM pgr_bdDijkstra(
  'SELECT id, source, target, cost, reverse_cost FROM edge_table',
  'SELECT * FROM ( VALUES (2, 3), (7, 11) ) AS t(source, target)');
seq | path_seq | start_vid | end_vid | node | edge | cost | agg_cost

```

```

-----
1 | 1 | 2 | 3 | 2 | 4 | 1 | 0
2 | 2 | 2 | 3 | 5 | 8 | 1 | 1
3 | 3 | 2 | 3 | 6 | 9 | 1 | 2
4 | 4 | 2 | 3 | 9 | 16 | 1 | 3
5 | 5 | 2 | 3 | 4 | 3 | 1 | 4
6 | 6 | 2 | 3 | 3 | -1 | 0 | 5
7 | 1 | 7 | 11 | 7 | 6 | 1 | 0
8 | 2 | 7 | 11 | 8 | 7 | 1 | 1
9 | 3 | 7 | 11 | 5 | 10 | 1 | 2
10 | 4 | 7 | 11 | 10 | 12 | 1 | 3
11 | 5 | 7 | 11 | 11 | -1 | 0 | 4
(11 rows)

```

Parameters

Parameter	Type	Default	Description
Edges SQL	TEXT		Edges query as described below
Combinations SQL	TEXT		Combinations query as described below
start_vid	BIGINT		Identifier of the starting vertex of the path.
start_vids	ARRAY[BIGINT]		Array of identifiers of starting vertices.
end_vid	BIGINT		Identifier of the ending vertex of the path.
end_vids	ARRAY[BIGINT]		Array of identifiers of ending vertices.
directed	BOOLEAN	true	<ul style="list-style-type: none"> When true Graph is considered <i>Directed</i> When false the graph is considered as <i>Undirected</i>.

Inner queries

Edges query

Column	Type	Default	Description
id	ANY-INTEGER		Identifier of the edge.
source	ANY-INTEGER		Identifier of the first end point vertex of the edge.
target	ANY-INTEGER		Identifier of the second end point vertex of the edge.
cost	ANY-NUMERICAL		Weight of the edge (<i>source</i> , <i>target</i>) <ul style="list-style-type: none"> When negative: edge (<i>source</i>, <i>target</i>) does not exist, therefore it's not part of the graph.
reverse_cost	ANY-NUMERICAL	-1	Weight of the edge (<i>target</i> , <i>source</i>), <ul style="list-style-type: none"> When negative: edge (<i>target</i>, <i>source</i>) does not exist, therefore it's not part of the graph.

Where:

ANY-INTEGER:

SMALLINT, INTEGER, BIGINT

ANY-NUMERICAL:

SMALLINT, INTEGER, BIGINT, REAL, FLOAT

Combinations query

Column	Type	Default	Description
source	ANY-INTEGER		Identifier of the first end point vertex of the edge.
target	ANY-INTEGER		Identifier of the second end point vertex of the edge.

Where:

ANY-INTEGER:

SMALLINT, INTEGER, BIGINT

Result Columns

Returns set of (seq, path_id, path_seq [, start_vid] [, end_vid], node, edge, cost, agg_cost)

Column	Type	Description
seq	INT	Sequential value starting from 1 .
path_id	INT	Path identifier. Has value 1 for the first of a path. Used when there are multiple paths for the same <code>start_vid</code> to <code>end_vid</code> combination.
path_seq	INT	Relative position in the path. Has value 1 for the beginning of a path.
start_vid	BIGINT	Identifier of the starting vertex. Returned when multiple starting vertices are in the query. <ul style="list-style-type: none"> ▪ Many to One ▪ Many to Many
end_vid	BIGINT	Identifier of the ending vertex. Returned when multiple ending vertices are in the query. <ul style="list-style-type: none"> ▪ One to Many ▪ Many to Many
node	BIGINT	Identifier of the node in the path from <code>start_vid</code> to <code>end_vid</code> .
edge	BIGINT	Identifier of the edge used to go from <code>node</code> to the next node in the path sequence. <code>-1</code> for the last node of the path.
cost	FLOAT	Cost to traverse from <code>node</code> using <code>edge</code> to the next node in the path sequence.
agg_cost	FLOAT	Aggregate cost from <code>start_v</code> to <code>node</code> .

See Also

- The queries use the **Sample Data** network.
- **Bidirectional Dijkstra - Family of functions**
- <https://www.cs.princeton.edu/courses/archive/spr06/cos423/Handouts/EPP%20shortest%20path%20algorithms.pdf>
- https://en.wikipedia.org/wiki/Bidirectional_search

Indices and tables

- **Index**
- **Search Page**

- **Supported versions: Latest (3.3) 3.2 3.1 3.0**
- **Unsupported versions: 2.6 2.5**

pgr_bdDijkstraCost

`pgr_bdDijkstraCost` — Returns the shortest path(s)'s cost using Bidirectional Dijkstra algorithm.



Boost Graph Inside

Availability:

- Version 3.2.0
 - New **proposed** function:
 - `pgr_bdDijkstraCost(Combinations)`
- Version 3.0.0
 - **Official** function
- Version 2.5.0
 - New **proposed** function

Description

The main characteristics are:

- Process is done only on edges with positive costs.
- Values are returned when there is a path.
- When the starting vertex and ending vertex are the same, there is no path.
 - The `agg_cost` the non included values (v, v) is 0
- When the starting vertex and ending vertex are the different and there is no path:
 - The `agg_cost` the non included values (u, v) is $(-\infty)$
- Running time (worse case scenario): $\mathcal{O}((V \log V + E))$

- For large graphs where there is a path between the starting vertex and ending vertex:
 - It is expected to terminate faster than pgr_dijkstra

Signatures

Summary

```
pgr_bdDijkstraCost(Edges SQL, from_vid, to_vid [, directed])
pgr_bdDijkstraCost(Edges SQL, from_vid, to_vids [, directed])
pgr_bdDijkstraCost(Edges SQL, from_vids, to_vid [, directed])
pgr_bdDijkstraCost(Edges SQL, from_vids, to_vids [, directed])
pgr_bdDijkstraCost(Edges SQL, Combinations SQL [, directed])
```

RETURNS SET OF (start_vid, end_vid, agg_cost)
OR EMPTY SET

Using default

```
pgr_bdDijkstraCost(Edges SQL, from_vid, to_vid)
RETURNS SET OF (seq, path_seq, node, edge, cost, agg_cost)
OR EMPTY SET
```

Example:

From vertex \2\ to vertex \3\ on a **directed** graph

```
SELECT * FROM pgr_bdDijkstraCost(
  'SELECT id, source, target, cost, reverse_cost FROM edge_table',
  2, 3
);
 start_vid | end_vid | agg_cost
-----+-----+-----
        2 |      3 |        5
(1 row)
```

One to One

```
pgr_bdDijkstraCost(Edges SQL, from_vid, to_vid [, directed])
RETURNS SET OF (seq, path_seq, node, edge, cost, agg_cost)
OR EMPTY SET
```

Example:

From vertex \2\ to vertex \3\ on an **undirected** graph

```
SELECT * FROM pgr_bdDijkstraCost(
  'SELECT id, source, target, cost, reverse_cost FROM edge_table',
  2, 3,
  false
);
 start_vid | end_vid | agg_cost
-----+-----+-----
        2 |      3 |         1
(1 row)
```

One to Many

```
pgr_bdDijkstraCost(Edges SQL, from_vid, to_vids [, directed])
RETURNS SET OF (seq, path_seq, end_vid, node, edge, cost, agg_cost)
OR EMPTY SET
```

Example:

From vertex \2\ to vertices \{3, 11\} on a **directed** graph

```
SELECT * FROM pgr_bdDijkstraCost(
  'SELECT id, source, target, cost, reverse_cost FROM edge_table',
  2, ARRAY[3, 11]);
 start_vid | end_vid | agg_cost
-----+-----+-----
        2 |      3 |         5
        2 |     11 |         3
(2 rows)
```

Many to One

```
pgr_bdDijkstraCost(Edges SQL, from_vids, to_vids [, directed])
RETURNS SET OF (seq, path_seq, start_vid, node, edge, cost, agg_cost)
OR EMPTY SET
```

Example:

From vertices $\{\{2, 7\}\}$ to vertex $\{3\}$ on a **directed** graph

```
SELECT * FROM pgr_bdDijkstraCost(
  'SELECT id, source, target, cost, reverse_cost FROM edge_table',
  ARRAY[2, 7], 3);
start_vid | end_vid | agg_cost
-----+-----+-----
2 | 3 | 5
7 | 3 | 6
(2 rows)
```

Many to Many

```
pgr_bdDijkstraCost(Edges SQL, start_vids, end_vids [, directed])
RETURNS SET OF (seq, path_seq, start_vid, end_vid, node, edge, cost, agg_cost)
OR EMPTY SET
```

Example:

From vertices $\{\{2, 7\}\}$ to vertices $\{\{3, 11\}\}$ on a **directed** graph

```
SELECT * FROM pgr_bdDijkstraCost(
  'SELECT id, source, target, cost, reverse_cost FROM edge_table',
  ARRAY[2, 7], ARRAY[3, 11]);
start_vid | end_vid | agg_cost
-----+-----+-----
2 | 3 | 5
2 | 11 | 3
7 | 3 | 6
7 | 11 | 4
(4 rows)
```

Combinations

```
pgr_bdDijkstra(Edges SQL, Combinations SQL [, directed])
RETURNS SET OF (seq, path_seq, start_vid, end_vid, node, edge, cost, agg_cost)
OR EMPTY SET
```

Example:

Using a combinations table on a **directed** graph.

```
SELECT * FROM pgr_bdDijkstraCost(
  'SELECT id, source, target, cost, reverse_cost FROM edge_table',
  'SELECT * FROM ( VALUES (2, 3), (7, 11) ) AS t(source, target)');
start_vid | end_vid | agg_cost
-----+-----+-----
2 | 3 | 5
7 | 11 | 4
(2 rows)
```

Parameters

Parameter	Type	Default	Description
Edges SQL	TEXT		Edges query as described below
Combinations SQL	TEXT		Combinations query as described below
start_vid	BIGINT		Identifier of the starting vertex of the path.
start_vids	ARRAY[BIGINT]		Array of identifiers of starting vertices.
end_vid	BIGINT		Identifier of the ending vertex of the path.
end_vids	ARRAY[BIGINT]		Array of identifiers of ending vertices.
directed	BOOLEAN	true	<ul style="list-style-type: none"> When true Graph is considered <i>Directed</i> When false the graph is considered as <i>Undirected</i>.

Inner queries

Edges query

Column	Type	Default	Description
id	ANY-INTEGER		Identifier of the edge.
source	ANY-INTEGER		Identifier of the first end point vertex of the edge.
target	ANY-INTEGER		Identifier of the second end point vertex of the edge.
cost	ANY-NUMERICAL		Weight of the edge (<i>source</i> , <i>target</i>) <ul style="list-style-type: none"> When negative: edge (<i>source</i>, <i>target</i>) does not exist, therefore it's not part of the graph.
reverse_cost	ANY-NUMERICAL	-1	Weight of the edge (<i>target</i> , <i>source</i>), <ul style="list-style-type: none"> When negative: edge (<i>target</i>, <i>source</i>) does not exist, therefore it's not part of the graph.

Where:

ANY-INTEGER:

SMALLINT, INTEGER, BIGINT

ANY-NUMERICAL:

SMALLINT, INTEGER, BIGINT, REAL, FLOAT

Combinations query

Column	Type	Default	Description
source	ANY-INTEGER		Identifier of the first end point vertex of the edge.
target	ANY-INTEGER		Identifier of the second end point vertex of the edge.

Where:

ANY-INTEGER:

SMALLINT, INTEGER, BIGINT

Result Columns

Returns SET OF (*start_vid*, *end_vid*, *agg_cost*)

Column	Type	Description
start_vid	BIGINT	Identifier of the starting vertex.
end_vid	BIGINT	Identifier of the ending vertex.
agg_cost	FLOAT	Aggregate cost from <i>start_vid</i> to <i>end_vid</i> .

See Also

- The queries use the **Sample Data** network.
- **pgr_bdDijkstra**
- <https://www.cs.princeton.edu/courses/archive/spr06/cos423/Handouts/EPP%20shortest%20path%20algorithms.pdf>
- https://en.wikipedia.org/wiki/Bidirectional_search

Indices and tables

- **Index**
- **Search Page**

- **Supported versions: Latest (3.3) 3.2 3.1 3.0**
- **Unsupported versions: 2.6 2.5**

pgr_bdDijkstraCostMatrix

pgr_bdDijkstraCostMatrix - Calculates the a cost matrix using **pgr_bdDijkstra**.



Boost Graph Inside

Availability:

- Version 3.0.0
 - Official** function
- Version 2.5.0
 - New **proposed** function

Description

The main characteristics are:

- Process is done only on edges with positive costs.
- Values are returned when there is a path.
- When the starting vertex and ending vertex are the same, there is no path.
 - The *agg_cost* the non included values (v, v) is 0
- When the starting vertex and ending vertex are the different and there is no path:
 - The *agg_cost* the non included values (u, v) is ∞
- Running time (worse case scenario): $O((V \log V + E))$
- For large graphs where there is a path bewtween the starting vertex and ending vertex:
 - It is expected to terminate faster than `pgr_dijkstra`
- Returns a cost matrix.

Signatures

Summary

```
pgr_bdDijkstraCostMatrix(edges_sql, start_vids [, directed])
RETURNS SET OF (start_vid, end_vid, agg_cost)
```

Using default

```
pgr_bdDijkstraCostMatrix(edges_sql, start_vid)
RETURNS SET OF (start_vid, end_vid, agg_cost)
```

Example:

Cost matrix for vertices $\{1, 2, 3, 4\}$ on a **directed** graph

```
SELECT * FROM pgr_bdDijkstraCostMatrix(
  'SELECT id, source, target, cost, reverse_cost FROM edge_table',
  (SELECT array_agg(id) FROM edge_table_vertices_pgr WHERE id < 5)
);
```

start_vid	end_vid	agg_cost
1	2	1
1	3	6
1	4	5
2	1	1
2	3	5
2	4	4
3	1	2
3	2	1
3	4	3
4	1	3
4	2	2
4	3	1

(12 rows)

Complete Signature

```
pgr_bdDijkstraCostMatrix(edges_sql, start_vids [, directed])
RETURNS SET OF (start_vid, end_vid, agg_cost)
```

Example:

Symmetric cost matrix for vertices $\{1, 2, 3, 4\}$ on an **undirected** graph

```

SELECT * FROM pgr_bdDijkstraCostMatrix(
  'SELECT id, source, target, cost, reverse_cost FROM edge_table',
  (SELECT array_agg(id) FROM edge_table_vertices_pgr WHERE id < 5),
  false
);
start_vid | end_vid | agg_cost
-----+-----+-----
1 | 2 | 1
1 | 3 | 2
1 | 4 | 3
2 | 1 | 1
2 | 3 | 1
2 | 4 | 2
3 | 1 | 2
3 | 2 | 1
3 | 4 | 1
4 | 1 | 3
4 | 2 | 2
4 | 3 | 1
(12 rows)

```

Parameters

Parameter	Type	Description
edges_sql	TEXT	Edges SQL query as described above.
start_vids	ARRAY[ANY-INTEGER]	Array of identifiers of the vertices.
directed	BOOLEAN	(optional). When <code>false</code> the graph is considered as Undirected. Default is <code>true</code> which considers the graph as Directed.

Inner query

Column	Type	Default	Description
id	ANY-INTEGER		Identifier of the edge.
source	ANY-INTEGER		Identifier of the first end point vertex of the edge.
target	ANY-INTEGER		Identifier of the second end point vertex of the edge.
cost	ANY-NUMERICAL		Weight of the edge (<i>source</i> , <i>target</i>) <ul style="list-style-type: none"> When negative: edge (<i>source</i>, <i>target</i>) does not exist, therefore it's not part of the graph.
reverse_cost	ANY-NUMERICAL	-1	Weight of the edge (<i>target</i> , <i>source</i>), <ul style="list-style-type: none"> When negative: edge (<i>target</i>, <i>source</i>) does not exist, therefore it's not part of the graph.

Where:

ANY-INTEGER:

SMALLINT, INTEGER, BIGINT

ANY-NUMERICAL:

SMALLINT, INTEGER, BIGINT, REAL, FLOAT

Result Columns

Returns SET OF (start_vid, end_vid, agg_cost)

Column	Type	Description
start_vid	BIGINT	Identifier of the starting vertex.
end_vid	BIGINT	Identifier of the ending vertex.
agg_cost	FLOAT	Aggregate cost from start_vid to end_vid.

Additional Examples

Example:

Use with tsp

```

SELECT * FROM pgr_TSP(
  $$
  SELECT * FROM pgr_bdDijkstraCostMatrix(
    'SELECT id, source, target, cost, reverse_cost FROM edge_table',
    (SELECT array_agg(id) FROM edge_table_vertices_pgr WHERE id < 5),
    false
  )
  $$
);
seq | node | cost | agg_cost
-----+-----+-----+-----
1 | 1 | 0 | 0
2 | 2 | 1 | 1
3 | 3 | 1 | 2
4 | 4 | 1 | 3
5 | 1 | 3 | 6
(5 rows)

```

See Also

- [pgr_bdDijkstra](#)
- [Cost Matrix - Category](#)
- [pgr_TSP](#)
- The queries use the [Sample Data](#) network.

Indices and tables

- [Index](#)
- [Search Page](#)

Synopsis

Based on Dijkstra's algorithm, the bidirectional search finds a shortest path a starting vertex (`start_vid`) to an ending vertex (`end_vid`). It runs two simultaneous searches: one forward from the source, and one backward from the target, stopping when the two meet in the middle. This implementation can be used with a directed graph and an undirected graph.

Characteristics

The main Characteristics are:

- Process is done only on edges with positive costs.
- Values are returned when there is a path.
- When the starting vertex and ending vertex are the same, there is no path.
 - The `agg_cost` the non included values (v, v) is 0
- When the starting vertex and ending vertex are the different and there is no path:
 - The `agg_cost` the non included values (u, v) is ∞
- Running time (worse case scenario): $O((V \log V + E))$
- For large graphs where there is a path between the starting vertex and ending vertex:
 - It is expected to terminate faster than `pgr_dijkstra`

See Also

Indices and tables

- [Index](#)
- [Search Page](#)

- **Supported versions:** [Latest \(3.3\)](#) [3.2](#) [3.1](#) [3.0](#)
- **Unsupported versions:** [2.6](#) [2.5](#)

Components - Family of functions

- [pgr_connectedComponents](#) - Connected components of an undirected graph.
- [pgr_strongComponents](#) - Strongly connected components of a directed graph.
- [pgr_biconnectedComponents](#) - Biconnected components of an undirected graph.
- [pgr_articulationPoints](#) - Articulation points of an undirected graph.
- [pgr_bridges](#) - Bridges of an undirected graph.

Experimental



Warning



Possible server crash

- These functions might create a server crash



Warning

Experimental functions

- They are not officially of the current release.
- They likely will not be officially be part of the next release:
 - The functions might not make use of ANY-INTEGER and ANY-NUMERICAL
 - Name might change.
 - Signature might change.
 - Functionality might change.
 - pgTap tests might be missing.
 - Might need c/c++ coding.
 - May lack documentation.
 - Documentation if any might need to be rewritten.
 - Documentation examples might need to be automatically generated.
 - Might need a lot of feedback from the community.
 - Might depend on a proposed function of pgRouting
 - Might depend on a deprecated function of pgRouting

- pgr_makeConnected - Experimental** - Details of edges to make graph connected.

- Supported versions: Latest (3.3) 3.2 3.1 3.0**

- Unsupported versions: 2.6 2.5**

pgr_connectedComponents

`pgr_connectedComponents` — Connected components of an undirected graph using a DFS-based approach.



Boost Graph Inside

Availability

- Version 3.0.0
 - Return columns change:
 - `n_seq` is removed
 - `seq` changed type to `BIGINT`
 - Official** function
- Version 2.5.0
 - New **experimental** function

Description

A connected component of an undirected graph is a set of vertices that are all reachable from each other.

The main characteristics are:

- The signature is for an **undirected** graph.
- Components are described by vertices
- The returned values are ordered:
 - `component` ascending
 - `node` ascending
- Running time: $\mathcal{O}(V + E)$

Signatures

```
pgr_connectedComponents(edges_sql)
```

```
RETURNS SET OF (seq, component, node)
OR EMPTY SET
```

Example:

The connected components of the graph

```
SELECT * FROM pgr_connectedComponents(  
  'SELECT id, source, target, cost, reverse_cost FROM edge_table'  
);  
seq | component | node  
-----+-----+-----  
1 | 1 | 1  
2 | 1 | 2  
3 | 1 | 3  
4 | 1 | 4  
5 | 1 | 5  
6 | 1 | 6  
7 | 1 | 7  
8 | 1 | 8  
9 | 1 | 9  
10 | 1 | 10  
11 | 1 | 11  
12 | 1 | 12  
13 | 1 | 13  
14 | 14 | 14  
15 | 14 | 15  
16 | 16 | 16  
17 | 16 | 17  
(17 rows)
```

Parameters

Parameter	Type	Default	Description
Edges SQL	TEXT		Inner query as described below.

Inner query

edges SQL:

an SQL query of an **undirected** graph, which should return a set of rows with the following columns:

Column	Type	Default	Description
id	ANY-INTEGER		Identifier of the edge.
source	ANY-INTEGER		Identifier of the first end point vertex of the edge.
target	ANY-INTEGER		Identifier of the second end point vertex of the edge.
cost	ANY-NUMERICAL		Weight of the edge (<i>source</i> , <i>target</i>) <ul style="list-style-type: none">When negative: edge (<i>source</i>, <i>target</i>) does not exist, therefore it's not part of the graph.
reverse_cost	ANY-NUMERICAL	-1	Weight of the edge (<i>target</i> , <i>source</i>), <ul style="list-style-type: none">When negative: edge (<i>target</i>, <i>source</i>) does not exist, therefore it's not part of the graph.

Where:

ANY-INTEGER:

SMALLINT, INTEGER, BIGINT

ANY-NUMERICAL:

SMALLINT, INTEGER, BIGINT, REAL, FLOAT

Result Columns

Returns set of (seq, component, node)

Column	Type	Description
seq	BIGINT	Sequential value starting from 1 .
component	BIGINT	Component identifier. It is equal to the minimum node identifier in the component.
node	BIGINT	Identifier of the vertex that belongs to component .

See Also

- **Components - Family of functions**
- The queries use the **Sample Data** network.
- Boost: **Connected components**
- wikipedia: **Connected component**

Indices and tables

- [Index](#)
- [Search Page](#)

- **Supported versions:** **Latest (3.3)** **3.2** **3.1** **3.0**
- **Unsupported versions:** **2.6** **2.5**

pgr_strongComponents

`pgr_strongComponents` — Strongly connected components of a directed graph using Tarjan's algorithm based on DFS.



Boost Graph Inside

Availability

- Version 3.0.0
 - Return columns change:
 - `n_seq` is removed
 - `seq` changed type to `BIGINT`
 - **Official** function
- Version 2.5.0
 - New **experimental** function

Description

A strongly connected component of a directed graph is a set of vertices that are all reachable from each other.

The main characteristics are:

- The signature is for a **directed** graph.
- Components are described by vertices
- The returned values are ordered:
 - *component* ascending
 - *node* ascending
- Running time: $\mathcal{O}(V + E)$

Signatures

```
pgr_strongComponents(Edges SQL)
```

```
RETURNS SET OF (seq, component, node)  
OR EMPTY SET
```

Example:

The strong components of the graph

```
SELECT * FROM pgr_strongComponents(
  'SELECT id, source, target, cost, reverse_cost FROM edge_table'
);
```

seq	component	node
1	1	1
2	1	2
3	1	3
4	1	4
5	1	5
6	1	6
7	1	7
8	1	8
9	1	9
10	1	10
11	1	11
12	1	12
13	1	13
14	14	14
15	14	15
16	16	16
17	16	17

(17 rows)

Parameters

Parameter	Type	Default	Description
Edges SQL	TEXT		Inner query as described below.

Inner query

edges SQL:

an SQL query of a **directed** graph, which should return a set of rows with the following columns:

Column	Type	Default	Description
id	ANY-INTEGER		Identifier of the edge.
source	ANY-INTEGER		Identifier of the first end point vertex of the edge.
target	ANY-INTEGER		Identifier of the second end point vertex of the edge.
cost	ANY-NUMERICAL		Weight of the edge (<i>source</i> , <i>target</i>) <ul style="list-style-type: none"> When negative: edge (<i>source</i>, <i>target</i>) does not exist, therefore it's not part of the graph.
reverse_cost	ANY-NUMERICAL	-1	Weight of the edge (<i>target</i> , <i>source</i>), <ul style="list-style-type: none"> When negative: edge (<i>target</i>, <i>source</i>) does not exist, therefore it's not part of the graph.

Where:

ANY-INTEGER:

SMALLINT, INTEGER, BIGINT

ANY-NUMERICAL:

SMALLINT, INTEGER, BIGINT, REAL, FLOAT

Result Columns

Returns set of (seq, component, node)

Column	Type	Description
seq	BIGINT	Sequential value starting from 1 .
component	BIGINT	Component identifier. It is equal to the minimum node identifier in the component.
node	BIGINT	Identifier of the vertex that belongs to component .

See Also

- **Components - Family of functions**
- The queries use the **Sample Data** network.
- Boost: **Strong components**
- wikipedia: **Strongly connected component**

Indices and tables

- [Index](#)
- [Search Page](#)

- **Supported versions:** **Latest (3.3)** **3.2** **3.1** **3.0**
- **Unsupported versions:** **2.6** **2.5**

`pgr_biconnectedComponents`

`pgr_biconnectedComponents` — Return the biconnected components of an undirected graph. In particular, the algorithm implemented by Boost.Graph.



Boost Graph Inside

Availability

- Version 3.0.0
 - Return columns change:
 - `n_seq` is removed
 - `seq` changed type to `BIGINT`
 - **Official** function
- Version 2.5.0
 - New **experimental** function

Description

The biconnected components of an undirected graph are the maximal subsets of vertices such that the removal of a vertex from particular component will not disconnect the component. Unlike connected components, vertices may belong to multiple biconnected components. Vertices can be present in multiple biconnected components, but each edge can only be contained in a single biconnected component.

The main characteristics are:

- The signature is for an **undirected** graph.
- Components are described by edges.
- The returned values are ordered:
 - *component* ascending.
 - *edge* ascending.
- Running time: $\mathcal{O}(V + E)$

Signatures

```
pgr_biconnectedComponents(Edges SQL)

RETURNS SET OF (seq, component, edge)
OR EMPTY SET
```

Example:

The biconnected components of the graph

```
SELECT * FROM pgr_biconnectedComponents(
  'SELECT id, source, target, cost, reverse_cost FROM edge_table'
);
```

seq	component	edge
1	1	1
2	2	2
3	2	3
4	2	4
5	2	5
6	2	8
7	2	9
8	2	10
9	2	11
10	2	12
11	2	13
12	2	15
13	2	16
14	6	6
15	7	7
16	14	14
17	17	17
18	18	18

(18 rows)

Parameters

Parameter	Type	Default	Description
Edges SQL	TEXT		Inner query as described below.

Inner query

edges SQL:

an SQL query of an **undirected** graph, which should return a set of rows with the following columns:

Column	Type	Default	Description
id	ANY-INTEGER		Identifier of the edge.
source	ANY-INTEGER		Identifier of the first end point vertex of the edge.
target	ANY-INTEGER		Identifier of the second end point vertex of the edge.
cost	ANY-NUMERICAL		Weight of the edge (<i>source</i> , <i>target</i>) <ul style="list-style-type: none"> When negative: edge (<i>source</i>, <i>target</i>) does not exist, therefore it's not part of the graph.
reverse_cost	ANY-NUMERICAL	-1	Weight of the edge (<i>target</i> , <i>source</i>), <ul style="list-style-type: none"> When negative: edge (<i>target</i>, <i>source</i>) does not exist, therefore it's not part of the graph.

Where:

ANY-INTEGER:

SMALLINT, INTEGER, BIGINT

ANY-NUMERICAL:

SMALLINT, INTEGER, BIGINT, REAL, FLOAT

Result Columns

Returns set of (seq, component, edge)

Column	Type	Description
seq	BIGINT	Sequential value starting from 1 .
component	BIGINT	Component identifier. It is equal to the minimum edge identifier in the component.
edge	BIGINT	Identifier of the edge.

See Also

- **Components - Family of functions**
- The queries use the **Sample Data** network.
- Boost: **Biconnected components**
- wikipedia: **Biconnected component**

Indices and tables

- [Index](#)
- [Search Page](#)

- **Supported versions:** **Latest (3.3)** **3.2** **3.1** **3.0**
- **Unsupported versions:** **2.6** **2.5**

`pgr_articulationPoints`

`pgr_articulationPoints` - Return the articulation points of an undirected graph.



Boost Graph Inside

Availability

- Version 3.0.0
 - Return columns change: `seq` is removed
 - **Official** function
- Version 2.5.0
 - New **experimental** function

Description

Those vertices that belong to more than one biconnected component are called articulation points or, equivalently, cut vertices. Articulation points are vertices whose removal would increase the number of connected components in the graph. This implementation can only be used with an undirected graph.

The main characteristics are:

- The signature is for an **undirected** graph.
- The returned values are ordered:
 - *node* ascending
- Running time: $\mathcal{O}(V + E)$

Signatures

```
pgr_articulationPoints(Edges SQL)
```

```
RETURNS SET OF (node)  
OR EMPTY SET
```

Example:

The articulation points of the graph

```
SELECT * FROM pgr_articulationPoints(  
  'SELECT id, source, target, cost, reverse_cost FROM edge_table'  
);  
 node  
-----  
  2  
  5  
  8  
 10  
(4 rows)
```

Parameters

Parameter	Type	Default	Description
Edges SQL	<code>TEXT</code>		Inner query as described below.

Inner query

edges SQL:

an SQL query of an **undirected** graph, which should return a set of rows with the following columns:

Column	Type	Default	Description
id	ANY-INTEGER		Identifier of the edge.
source	ANY-INTEGER		Identifier of the first end point vertex of the edge.
target	ANY-INTEGER		Identifier of the second end point vertex of the edge.
cost	ANY-NUMERICAL		Weight of the edge (<i>source</i> , <i>target</i>) <ul style="list-style-type: none">When negative: edge (<i>source</i>, <i>target</i>) does not exist, therefore it's not part of the graph.
reverse_cost	ANY-NUMERICAL	-1	Weight of the edge (<i>target</i> , <i>source</i>), <ul style="list-style-type: none">When negative: edge (<i>target</i>, <i>source</i>) does not exist, therefore it's not part of the graph.

Where:

ANY-INTEGER:

SMALLINT, INTEGER, BIGINT

ANY-NUMERICAL:

SMALLINT, INTEGER, BIGINT, REAL, FLOAT

Result Columns

Returns set of (node)

Column	Type	Description
node	BIGINT	Identifier of the vertex.

See Also

- Components - Family of functions
- The queries use the **Sample Data** network.
- Boost: **Biconnected components & articulation points**
- wikipedia: **Biconnected component**

Indices and tables

- Index**
- Search Page**

- Supported versions: Latest (3.3) 3.2 3.1 3.0**
- Unsupported versions: 2.6 2.5**

pgr_bridges

pgr_bridges - Return the bridges of an undirected graph.



Boost Graph Inside

Availability

- Version 3.0.0
 - Return columns change: **seq** is removed
 - Official** function
- Version 2.5.0
 - New **experimental** function

Description

A bridge is an edge of an undirected graph whose deletion increases its number of connected components. This implementation can only be used with an undirected graph.

The main characteristics are:

- The signature is for an **undirected** graph.
- The returned values are ordered:
 - *edge* ascending
- Running time: $\mathcal{O}(E * (V + E))$

Signatures

```
pgr_bridges(Edges SQL)

RETURNS SET OF (edge)
OR EMPTY SET
```

Example:

The bridges of the graph

```
SELECT * FROM pgr_bridges(
  'SELECT id, source, target, cost, reverse_cost FROM edge_table'
);
 edge
-----
    1
    6
    7
   14
   17
   18
(6 rows)
```

Parameters

Parameter	Type	Default	Description
Edges SQL	TEXT		Inner query as described below.

Inner query

edges SQL:

an SQL query of an **undirected** graph, which should return a set of rows with the following columns:

Column	Type	Default	Description
id	ANY-INTEGER		Identifier of the edge.
source	ANY-INTEGER		Identifier of the first end point vertex of the edge.
target	ANY-INTEGER		Identifier of the second end point vertex of the edge.
cost	ANY-NUMERICAL		Weight of the edge (<i>source</i> , <i>target</i>) <ul style="list-style-type: none">• When negative: edge (<i>source</i>, <i>target</i>) does not exist, therefore it's not part of the graph.
reverse_cost	ANY-NUMERICAL	-1	Weight of the edge (<i>target</i> , <i>source</i>), <ul style="list-style-type: none">• When negative: edge (<i>target</i>, <i>source</i>) does not exist, therefore it's not part of the graph.

Where:

ANY-INTEGER:

SMALLINT, INTEGER, BIGINT

ANY-NUMERICAL:

SMALLINT, INTEGER, BIGINT, REAL, FLOAT

Result Columns

Returns set of (edge)

Column	Type	Description
edge	BIGINT	Identifier of the edge that is a bridge.

See Also

- https://en.wikipedia.org/wiki/Bridge_%28graph_theory%29

- The queries use the **Sample Data** network.

Indices and tables

- **Index**
- **Search Page**

- **Supported versions: Latest (3.3) 3.2**

`pgr_makeConnected` - Experimental

`pgr_makeConnected` — Returns the set of edges that will make the graph connected.



Boost Graph Inside



Warning

Possible server crash

- These functions might create a server crash



Warning

Experimental functions

- They are not officially of the current release.
- They likely will not be officially be part of the next release:
 - The functions might not make use of ANY-INTEGER and ANY-NUMERICAL
 - Name might change.
 - Signature might change.
 - Functionality might change.
 - pgTap tests might be missing.
 - Might need c/c++ coding.
 - May lack documentation.
 - Documentation if any might need to be rewritten.
 - Documentation examples might need to be automatically generated.
 - Might need a lot of feedback from the community.
 - Might depend on a proposed function of pgRouting
 - Might depend on a deprecated function of pgRouting

Availability

- Version 3.2.0
 - New **experimental** function

Description

Adds the minimum number of edges needed to make the input graph connected. The algorithm first identifies all of the connected components in the graph, then adds edges to connect those components together in a path. For example, if a graph contains three connected components A, B, and C, `make_connected` will add two edges. The two edges added might consist of one connecting a vertex in A with a vertex in B and one connecting a vertex in B with a vertex in C.

The main characteristics are:

- It will give the minimum list of all edges which are needed in the graph to make the graph connected.
- Applicable only for **undirected** graphs.
- The algorithm does not considers traversal costs in the calculations.
- Running time: $\mathcal{O}(V + E)$

Signatures

Summary

pgr_makeConnected(Edges SQL)

RETURNS SET OF (seq, start_vid, end_vid)
OR EMPTY SET

Example:

Query done on **Sample Data** network gives the list of edges that are needed in the graph to make it connected.

```
SELECT * FROM pgr_makeConnected(  
  'SELECT id, source, target, cost, reverse_cost  
   FROM edge_table'  
);  
seq | start_vid | end_vid  
-----  
1 | 13 | 14  
2 | 15 | 16  
(2 rows)
```

Parameters

Parameter	Type	Default	Description
Edges SQL	TEXT		SQL query as described below.

Inner query

Edges SQL:

an SQL query, which should return a set of rows with the following columns:

Column	Type	Default	Description
id	ANY-INTEGER		Identifier of the edge.
source	ANY-INTEGER		Identifier of the first end point vertex of the edge.
target	ANY-INTEGER		Identifier of the second end point vertex of the edge.
cost	ANY-NUMERICAL		<ul style="list-style-type: none">When positive: edge (<i>target</i>, <i>source</i>) is part of the graph.When negative: edge (<i>target</i>, <i>source</i>) is not part of the graph.
reverse_cost	ANY-NUMERICAL	-1	<ul style="list-style-type: none">When positive: edge (<i>target</i>, <i>source</i>) is part of the graph.When negative: edge (<i>target</i>, <i>source</i>) is not part of the graph.

Where:

ANY-INTEGER:

SMALLINT, INTEGER, BIGINT

ANY-NUMERICAL:

SMALLINT, INTEGER, BIGINT, REAL, FLOAT

Result Columns

Returns set of (seq, start_vid, end_vid)

Column	Type	Description
seq	INT	Sequential value starting from 1 .
start_vid	BIGINT	Identifier of the first end point vertex of the edge.
end_vid	BIGINT	Identifier of the second end point vertex of the edge.

See Also

- https://www.boost.org/libs/graph/doc/make_connected.html
- The queries use the **Sample Data** network.

Indices and tables

- [Index](#)
- [Search Page](#)

Parameters

Parameter	Type	Default	Description
-----------	------	---------	-------------

Parameter	Type	Default	Description
Edges SQL	TEXT		Inner query as described below.

Inner query

Edges SQL:

an SQL query which should return a set of rows with the following columns:

Column	Type	Default	Description
id	ANY-INTEGER		Identifier of the edge.
source	ANY-INTEGER		Identifier of the first end point vertex of the edge.
target	ANY-INTEGER		Identifier of the second end point vertex of the edge.
cost	ANY-NUMERICAL		Weight of the edge (<i>source</i> , <i>target</i>) <ul style="list-style-type: none"> When negative: edge (<i>source</i>, <i>target</i>) does not exist, therefore it's not part of the graph.
reverse_cost	ANY-NUMERICAL	-1	Weight of the edge (<i>target</i> , <i>source</i>), <ul style="list-style-type: none"> When negative: edge (<i>target</i>, <i>source</i>) does not exist, therefore it's not part of the graph.

Where:

ANY-INTEGER:

SMALLINT, INTEGER, BIGINT

ANY-NUMERICAL:

SMALLINT, INTEGER, BIGINT, REAL, FLOAT

Result Columns

pgr_connectedComponents & pgr_strongComponents

Returns set of (seq, component, node)

Column	Type	Description
seq	BIGINT	Sequential value starting from 1 .
component	BIGINT	Component identifier. It is equal to the minimum node identifier in the component.
node	BIGINT	Identifier of the vertex that belongs to component .

pgr_biconnectedComponents

Returns set of (seq, component, edge)

Column	Type	Description
seq	BIGINT	Sequential value starting from 1 .
component	BIGINT	Component identifier. It is equal to the minimum edge identifier in the component.
edge	BIGINT	Identifier of the edge.

pgr_articulationPoints

Returns set of (node)

Column	Type	Description
node	BIGINT	Identifier of the vertex.

pgr_bridges

Returns set of (edge)

Column	Type	Description
edge	BIGINT	Identifier of the edge that is a bridge.

pgr_makeConnected - Experimental

Returns set of (seq, start_vid, end_vid)

Column	Type	Description
seq	INT	Sequential value starting from 1 .
start_vid	BIGINT	Identifier of the first end point vertex of the edge.
end_vid	BIGINT	Identifier of the second end point vertex of the edge.

See Also

Indices and tables

- [Index](#)
- [Search Page](#)

- **Supported versions: Latest (3.3) 3.2 3.1 3.0**
- **Unsupported versions: 2.6 2.5 2.4 2.3 2.2**

Contraction - Family of functions

- [pgr_contraction](#)
- **Supported versions: Latest (3.3) 3.2 3.1 3.0**
- **Unsupported versions: 2.6 2.5 2.4 2.3**

pgr_contraction

`pgr_contraction` — Performs graph contraction and returns the contracted vertices and edges.



Boost Graph Inside

Availability

- Version 3.0.0
 - Return columns change: `seq` is removed
 - Name change from `pgr_contractGraph`
 - Bug fixes
 - **Official** function
- Version 2.3.0
 - New **experimental** function

Description

Contraction reduces the size of the graph by removing some of the vertices and edges and, for example, might add edges that represent a sequence of original edges decreasing the total time and space used in graph algorithms.

The main Characteristics are:

- Process is done only on edges with positive costs.
- Does not return the full contracted graph
 - Only changes on the graph are returned
- Currently there are two types of contraction methods
 - Dead End Contraction
 - Linear Contraction
- The returned values include
 - the added edges by linear contraction.
 - the modified vertices by dead end contraction.
- The returned values are ordered as follows:
 - column *id* ascending when type = v
 - column *id* descending when type = e

Signatures

Summary

The pgr_contraction function has the following signature:

```
pgr_contraction(Edges SQL, Contraction order [, max_cycles] [, forbidden_vertices] [, directed])
RETURNS SETOF (type, id, contracted_vertices, source, target, cost)
```

Example:

Making a dead end contraction and a linear contraction with vertex 2 forbidden from being contracted

```
SELECT * FROM pgr_contraction(
  'SELECT id, source, target, cost, reverse_cost FROM edge_table',
  ARRAY[1, 2], forbidden_vertices:=ARRAY[2]);
type | id | contracted_vertices | source | target | cost
-----+-----+-----+-----+-----+-----
v    | 2  | {1}                | -1     | -1     | -1
v    | 5  | {7,8}              | -1     | -1     | -1
v    | 10 | {13}               | -1     | -1     | -1
v    | 15 | {14}               | -1     | -1     | -1
v    | 17 | {16}               | -1     | -1     | -1
(5 rows)
```

Parameters

Column	Type	Description
Edges SQL	TEXT	SQL query as described in Inner query
Ccontraction Order	ARRAY[ANY-INTEGER]	Ordered contraction operations. <ul style="list-style-type: none">1 = Dead end contraction2 = Linear contraction

Optional Parameters

Column	Type	Default	Description
forbidden_vertices	ARRAY[ANY-INTEGER]	Empty	Identifiers of vertices forbidden from contraction.
max_cycles	INTEGER	\(1\)	Number of times the contraction operations oncontraction_order will be performed.
directed	BOOLEAN	true	<ul style="list-style-type: none">When true the graph is considered asDirected.When false the graph is considered asUndirected.

Inner query

Column	Type	Default	Description
id	ANY-INTEGER		Identifier of the edge.
source	ANY-INTEGER		Identifier of the first end point vertex of the edge.
target	ANY-INTEGER		Identifier of the second end point vertex of the edge.
cost	ANY-NUMERICAL		Weight of the edge (source, target) <ul style="list-style-type: none">When negative: edge (source, target) does not exist, therefore it's not part of the graph.
reverse_cost	ANY-NUMERICAL	-1	Weight of the edge (target, source), <ul style="list-style-type: none">When negative: edge (target, source) does not exist, therefore it's not part of the graph.

Where:

- ANY-INTEGER:**
SMALLINT, INTEGER, BIGINT
- ANY-NUMERICAL:**
SMALLINT, INTEGER, BIGINT, REAL, FLOAT

Result Columns

RETURNS SETOF (type, id, contracted_vertices, source, target, cost)

The function returns a single row. The columns of the row are:

Column	Type	Description
--------	------	-------------

Column	Type	Description
type	TEXT	Type of the <i>id</i> . <ul style="list-style-type: none"> ‘v’ when the row is a vertex. ‘e’ when the row is an edge.
id	BIGINT	All numbers on this column are DISTINCT <ul style="list-style-type: none"> When type = ‘v’. <ul style="list-style-type: none"> Identifier of the modified vertex. When type = ‘e’. <ul style="list-style-type: none"> Decreasing sequence starting from -1. Representing a pseudo <i>id</i> as is not incorporated in the set of original edges.
contracted_vertices	ARRAY[BIGINT]	Array of contracted vertex identifiers.
source	BIGINT	<ul style="list-style-type: none"> When type = ‘v’: \(-1\) When type = ‘e’: Identifier of the source vertex of the current edge (<i>source</i>, <i>target</i>).
target	BIGINT	<ul style="list-style-type: none"> When type = ‘v’: \(-1\) When type = ‘e’: Identifier of the target vertex of the current edge (<i>source</i>, <i>target</i>).
cost	FLOAT	<ul style="list-style-type: none"> When type = ‘v’: \(-1\) When type = ‘e’: Weight of the current edge (<i>source</i>, <i>target</i>).

Additional Examples

Example:

Only dead end contraction

```
SELECT * FROM pgr_contraction(
  'SELECT id, source, target, cost, reverse_cost FROM edge_table',
  ARRAY[1]);
type | id | contracted_vertices | source | target | cost
-----+-----+-----+-----+-----+-----
v | 2 | {1} | -1 | -1 | -1
v | 5 | {7,8} | -1 | -1 | -1
v | 10 | {13} | -1 | -1 | -1
v | 15 | {14} | -1 | -1 | -1
v | 17 | {16} | -1 | -1 | -1
(5 rows)
```

Example:

Only linear contraction

```
SELECT * FROM pgr_contraction(
  'SELECT id, source, target, cost, reverse_cost FROM edge_table',
  ARRAY[2]);
type | id | contracted_vertices | source | target | cost
-----+-----+-----+-----+-----+-----
e | -1 | {8} | 5 | 7 | 2
e | -2 | {8} | 7 | 5 | 2
(2 rows)
```

See Also

- Contraction - Family of functions

Indices and tables

- Index
- Search Page

Introduction

In large graphs, like the road graphs, or electric networks, graph contraction can be used to speed up some graph algorithms. Contraction reduces the size of the graph by removing some of the vertices and edges and, for example, might add edges that represent a sequence of original edges decreasing the total time and space used in graph algorithms.

This implementation gives a flexible framework for adding contraction algorithms in the future, currently, it supports two algorithms:

1. Dead end contraction
2. Linear contraction

Allowing the user to:

- Forbid contraction on a set of nodes.
- Decide the order of the contraction algorithms and set the maximum number of times they are to be executed.

Dead end contraction

In the algorithm, dead end contraction is represented by 1.

Dead end

In case of an undirected graph, a node is considered a *dead end* node when

- **The number of adjacent vertices is 1.**

In case of a directed graph, a node is considered a *dead end* node when

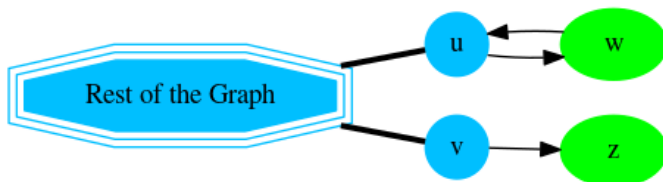
- **The number of adjacent vertices is 1.**
 - **There are no outgoing edges and has at least one incoming edge.**
 - **There are no incoming edges and has at least one outgoing edge.**

When the conditions are true then the **Operation: Dead End Contraction** can be done.

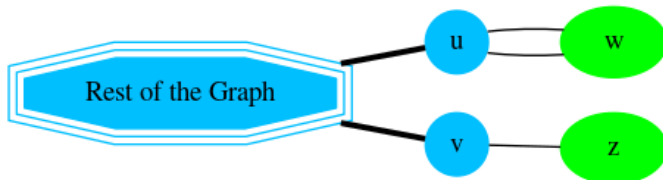
The number of adjacent vertices is 1.

- The green nodes are **dead end** nodes
- The blue nodes have an unlimited number of incoming and outgoing edges.

Directed graph



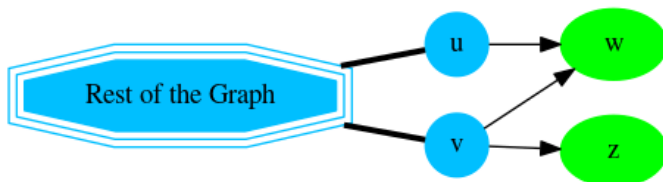
Undirected graph



There are no outgoing edges and has at least one incoming edge.

- The green nodes are **dead end** nodes
- The blue nodes have an unlimited number of incoming and outgoing edges.

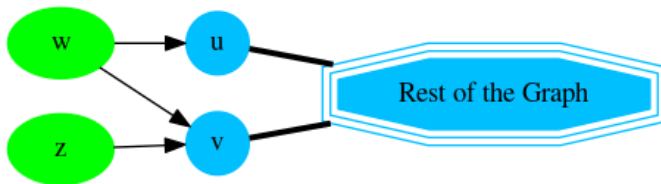
Directed graph



There are no incoming edges and has at least one outgoing edge.

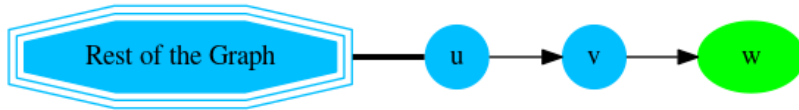
- The green nodes are **dead end** nodes
- The blue nodes have an unlimited number of incoming and outgoing edges.
- Considering that the nodes are *dead starts* nodes

Directed graph

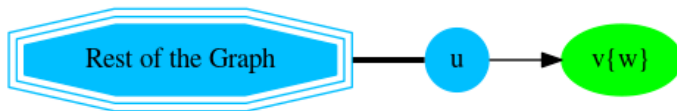


Operation: Dead End Contraction

The dead end contraction will stop until there are no more dead end nodes. For example from the following graph where w is the **dead end** node:



After contracting w , node v is now a **dead end** node and is contracted:



After contracting v , stop. Node u has the information of nodes that were contracted.



Node u has the information of nodes that were contracted.

Linear contraction

In the algorithm, linear contraction is represented by 2.

Linear

In case of an undirected graph, a node is considered *linear* node when

- **The number of adjacent vertices is 2.**

In case of a directed graph, a node is considered *linear* node when

- **The number of adjacent vertices is 2.**
 - **Linearity is symmetrical**

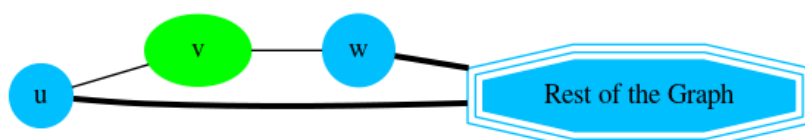
The number of adjacent vertices is 2.

- The green nodes are **linear** nodes
- The blue nodes have an unlimited number of incoming and outgoing edges.

Directed

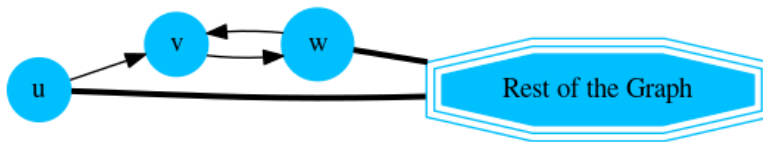


Undirected



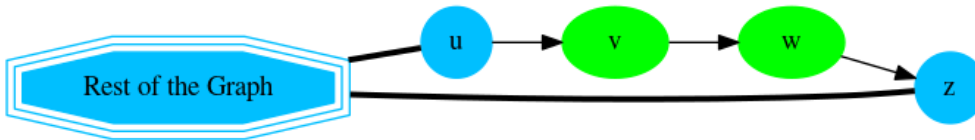
Linearity is symmetrical

Using a contra example, vertex v is not linear because it's not possible to go from w to u via v .



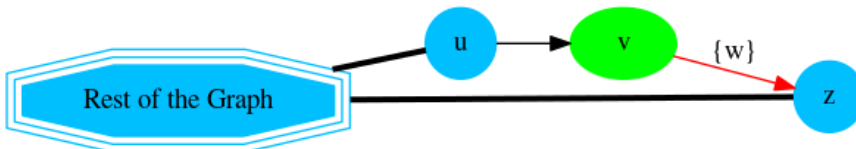
Operation: Linear Contraction

The linear contraction will stop until there are no more linear nodes. For example from the following graph where v and w are **linear** nodes:



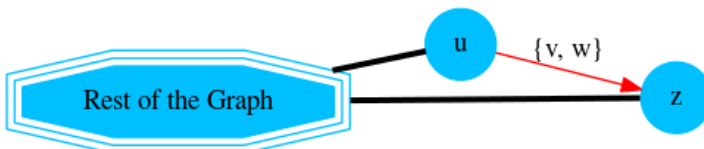
After contracting w ,

- The vertex w is removed from the graph
 - The edges $(v \rightarrow w)$ and $(w \rightarrow z)$ are removed from the graph.
- A new edge $(v \rightarrow z)$ is inserted represented with red color.



Contracting v :

- The vertex v is removed from the graph
 - The edges $(u \rightarrow v)$ and $(v \rightarrow z)$ are removed from the graph.
- A new edge $(u \rightarrow z)$ is inserted represented with red color.



Edge $(u \rightarrow z)$ has the information of nodes that were contracted.

The cycle

Contracting a graph, can be done with more than one operation. The order of the operations affect the resulting contracted graph, after applying one operation, the set of vertices that can be contracted by another operation changes.

This implementation, cycles `max_cycles` times through `operations_order`.

```

<input>
do max_cycles times {
  for (operation in operations_order)
  { do operation }
}
<output>
  
```

Contracting Sample Data

In this section, building and using a contracted graph will be shown by example.

- The **Sample Data** for an undirected graph is used
- a dead end operation first followed by a linear operation.

Construction of the graph in the database

Original Data

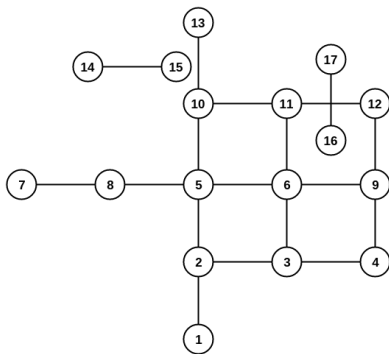
The following query shows the original data involved in the contraction operation.


```
SELECT id, source, target, cost, reverse_cost FROM edge_table;
id | source | target | cost | reverse_cost
```

1	1	2	1	1
2	2	3	-1	1
3	3	4	-1	1
4	2	5	1	1
5	3	6	1	-1
6	7	8	1	1
7	8	5	1	1
8	5	6	1	1
9	6	9	1	1
10	5	10	1	1
11	6	11	1	-1
12	10	11	1	-1
13	11	12	1	-1
14	10	13	1	1
15	9	12	1	1
16	4	9	1	1
17	14	15	1	1
18	16	17	1	1

(18 rows)

The original graph:



Contraction Results

The results do not represent the contracted graph. They represent the changes done to the graph after applying the contraction algorithm.

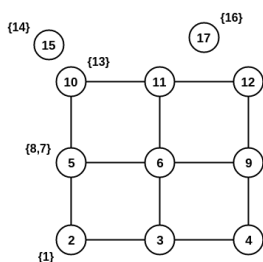
Observe that vertices, for example, (6) do not appear in the results because it was not affected by the contraction algorithm.

```
SELECT * FROM pgr_contraction(
'SELECT id, source, target, cost, reverse_cost FROM edge_table',
array[1,2], directed:=false);
type | id | contracted_vertices | source | target | cost
```

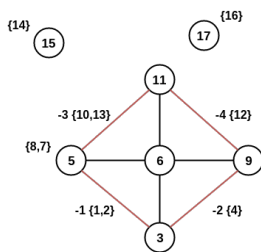
v	5	{7,8}	-1	-1	-1
v	15	{14}	-1	-1	-1
v	17	{16}	-1	-1	-1
e	-1	{1,2}	3	5	2
e	-2	{4}	3	9	2
e	-3	{10,13}	5	11	2
e	-4	{12}	9	11	2

(7 rows)

After doing the dead end contraction operation:



After doing the linear contraction operation to the graph above:



The process to create the contraction graph on the database:

- **Add additional columns**
- **Store contraction information**
- **Update the vertices and edge tables**

Add additional columns

Adding extra columns to the `edge_table` and `edge_table_vertices_pgr` tables, where:

Column	Description
contracted_vertices	The vertices set belonging to the vertex/edge
is_contracted	On the <i>vertex</i> table <ul style="list-style-type: none"> • when <code>true</code> the vertex is contracted, its not part of the contracted graph. • when <code>false</code> the vertex is not contracted, its part of the contracted graph.
is_new	On the <i>edge</i> table: <ul style="list-style-type: none"> • when <code>true</code> the edge was generated by the contraction algorithm. its part of the contracted graph. • when <code>false</code> the edge is an original edge, might be or not part of the contracted graph.

```
ALTER TABLE edge_table_vertices_pgr ADD is_contracted BOOLEAN DEFAULT false;
ALTER TABLE
ALTER TABLE edge_table_vertices_pgr ADD contracted_vertices BIGINT[];
ALTER TABLE
ALTER TABLE edge_table ADD is_new BOOLEAN DEFAULT false;
ALTER TABLE
ALTER TABLE edge_table ADD contracted_vertices BIGINT[];
ALTER TABLE
```

Store contraction information

Store the **contraction results** in a table

```
SELECT * INTO contraction_results
FROM pgr_contraction(
  'SELECT id, source, target, cost, reverse_cost FROM edge_table',
  array[1,2], directed:=false);
SELECT 7
```

Update the vertices and edge tables

Update the *vertex* table using the contraction information

Use `edge_table_vertices_pgr.is_contracted` to indicate the vertices that are contracted.

```
UPDATE edge_table_vertices_pgr
SET is_contracted = true
WHERE id IN (SELECT unnest(contracting_vertices) FROM contraction_results);
UPDATE 10
```

Add to `edge_table_vertices_pgr.contracted_vertices` the contracted vertices belonging to the vertices.

```
UPDATE edge_table_vertices_pgr
SET contracted_vertices = contraction_results.contracting_vertices
FROM contraction_results
WHERE type = 'v' AND edge_table_vertices_pgr.id = contraction_results.id;
UPDATE 3
```

The modified `edge_table_vertices_pgr`.

```

SELECT id, contracted_vertices, is_contracted
FROM edge_table_vertices_pgr
ORDER BY id;
id | contracted_vertices | is_contracted
---+-----+-----
 1 |                    | t
 2 |                    | t
 3 |                    | f
 4 |                    | t
 5 | {7,8}              | f
 6 |                    | f
 7 |                    | t
 8 |                    | t
 9 |                    | f
10 |                    | t
11 |                    | f
12 |                    | t
13 |                    | t
14 |                    | t
15 | {14}               | f
16 |                    | t
17 | {16}               | f
(17 rows)

```

Update the *edge* table using the contraction information

Insert the new edges generated by `pgr_contraction`.

```

INSERT INTO edge_table(source, target, cost, reverse_cost, contracted_vertices, is_new)
SELECT source, target, cost, -1, contracted_vertices, true
FROM contraction_results
WHERE type = 'e';
INSERT 0 4

```

The modified `edge_table`.

```

SELECT id, source, target, cost, reverse_cost, contracted_vertices, is_new
FROM edge_table
ORDER BY id;
id | source | target | cost | reverse_cost | contracted_vertices | is_new
---+-----+-----+-----+-----+-----+-----
 1 | 1      | 2      | 1     | 1             |                    | f
 2 | 2      | 3      | -1    | 1             |                    | f
 3 | 3      | 4      | -1    | 1             |                    | f
 4 | 2      | 5      | 1     | 1             |                    | f
 5 | 3      | 6      | 1     | -1            |                    | f
 6 | 7      | 8      | 1     | 1             |                    | f
 7 | 8      | 5      | 1     | 1             |                    | f
 8 | 5      | 6      | 1     | 1             |                    | f
 9 | 6      | 9      | 1     | 1             |                    | f
10 | 5      | 10     | 1     | 1             |                    | f
11 | 6      | 11     | 1     | -1            |                    | f
12 | 10     | 11     | 1     | -1            |                    | f
13 | 11     | 12     | 1     | -1            |                    | f
14 | 10     | 13     | 1     | 1             |                    | f
15 | 9      | 12     | 1     | 1             |                    | f
16 | 4      | 9      | 1     | 1             |                    | f
17 | 14     | 15     | 1     | 1             |                    | f
18 | 16     | 17     | 1     | 1             |                    | f
19 | 3      | 5      | 2     | -1 | {1,2}         | t
20 | 3      | 9      | 2     | -1 | {4}            | t
21 | 5      | 11     | 2     | -1 | {10,13}        | t
22 | 9      | 11     | 2     | -1 | {12}            | t
(22 rows)

```

The contracted graph

Vertices that belong to the contracted graph.

```

SELECT id
FROM edge_table_vertices_pgr
WHERE is_contracted = false
ORDER BY id;
id
---
 3
 5
 6
 9
11
15
17
(7 rows)

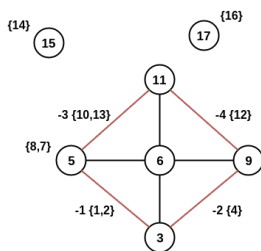
```

Edges that belong to the contracted graph.

```
WITH
vertices_in_graph AS (
  SELECT id
  FROM edge_table_vertices_pgr
  WHERE is_contracted = false
)
SELECT id, source, target, cost, reverse_cost, contracted_vertices
FROM edge_table
WHERE source IN (SELECT * FROM vertices_in_graph)
AND target IN (SELECT * FROM vertices_in_graph)
ORDER BY id;
```

id	source	target	cost	reverse_cost	contracted_vertices
5	3	6	1	-1	
8	5	6	1	1	
9	6	9	1	1	
11	6	11	1	-1	
19	3	5	2	-1	{1,2}
20	3	9	2	-1	{4}
21	5	11	2	-1	{10,13}
22	9	11	2	-1	{12}

(8 rows)



Using the contracted graph

Using the contracted graph with `pgr_dijkstra`

There are three cases when calculating the shortest path between a given source and target in a contracted graph:

- Case 1: Both source and target belong to the contracted graph.
- Case 2: Source and/or target belong to an edge subgraph.
- Case 3: Source and/or target belong to a vertex.

Case 1: Both source and target belong to the contracted graph.

Using the **Edges that belong to the contracted graph.** on lines 10 to 19.

```
1 CREATE OR REPLACE FUNCTION my_dijkstra(
2   departure BIGINT, destination BIGINT,
3   OUT seq INTEGER, OUT path_seq INTEGER,
4   OUT node BIGINT, OUT edge BIGINT,
5   OUT cost FLOAT, OUT agg_cost FLOAT)
6 RETURNS SETOF RECORD AS
7 $BODY$
8 SELECT * FROM pgr_dijkstra(
9   $$
10  WITH
11   vertices_in_graph AS (
12     SELECT id
13     FROM edge_table_vertices_pgr
14     WHERE is_contracted = false
15   )
16  SELECT id, source, target, cost, reverse_cost
17  FROM edge_table
18  WHERE source IN (SELECT * FROM vertices_in_graph)
19  AND target IN (SELECT * FROM vertices_in_graph)
20  $$,
21   departure, destination, false);
22 $BODY$
23 LANGUAGE SQL VOLATILE;
24 CREATE FUNCTION
```

Case 1

When both source and target belong to the contracted graph, a path is found.

```
SELECT * FROM my_dijkstra(3, 11);
seq | path_seq | node | edge | cost | agg_cost
-----+-----+-----+-----+-----+-----
1 | 1 | 3 | 5 | 1 | 0
2 | 2 | 6 | 11 | 1 | 1
3 | 3 | 11 | -1 | 0 | 2
(3 rows)
```

Case 2

When source and/or target belong to an edge subgraph then a path is not found.

In this case, the contracted graph do not have an edge connecting with node\4\.

```
SELECT * FROM my_dijkstra(4, 11);
seq | path_seq | node | edge | cost | agg_cost
-----+-----+-----+-----+-----+-----
(0 rows)
```

Case 3

When source and/or target belong to a vertex then a path is not found.

In this case, the contracted graph do not have an edge connecting with node\7\ and of node\4\ of the second case.

```
SELECT * FROM my_dijkstra(4, 7);
seq | path_seq | node | edge | cost | agg_cost
-----+-----+-----+-----+-----+-----
(0 rows)
```

Case 2: Source and/or target belong to an edge subgraph.

Refining the above function to include nodes that belong to an edge.

- The vertices that need to be expanded are calculated on lines 10 to 16.
- Adding to the contracted graph that additional section on lines 25 to 27.

```
1 CREATE OR REPLACE FUNCTION my_dijkstra(
2   departure BIGINT, destination BIGINT,
3   OUT seq INTEGER, OUT path_seq INTEGER,
4   OUT node BIGINT, OUT edge BIGINT,
5   OUT cost FLOAT, OUT agg_cost FLOAT)
6 RETURNS SETOF RECORD AS
7 $BODY$
8 SELECT * FROM pgr_dijkstra(
9   $$
10  WITH
11    edges_to_expand AS (
12      SELECT id
13      FROM edge_table
14      WHERE ARRAY[$$ || departure || $$::BIGINT] <@ contracted_vertices
15            OR ARRAY[$$ || destination || $$::BIGINT] <@ contracted_vertices
16    ),
17    vertices_in_graph AS (
18      SELECT id
19      FROM edge_table_vertices_pgr
20      WHERE is_contracted = false
21    )
22    UNION
23    SELECT unnest(contracted_vertices)
24      FROM edge_table
25     WHERE id IN (SELECT id FROM edges_to_expand)
26  )
27  )
28 )
29
30 SELECT id, source, target, cost, reverse_cost
31 FROM edge_table
32 WHERE source IN (SELECT * FROM vertices_in_graph)
33 AND target IN (SELECT * FROM vertices_in_graph)
34 $$,
35 departure, destination, false);
36 $BODY$
37 LANGUAGE SQL VOLATILE;
38 CREATE FUNCTION
```

Case 1

When both source and target belong to the contracted graph, a path is found.

```
SELECT * FROM my_dijkstra(3, 11);
seq | path_seq | node | edge | cost | agg_cost
-----+-----+-----+-----+-----+-----
1 | 1 | 3 | 5 | 1 | 0
2 | 2 | 6 | 11 | 1 | 1
3 | 3 | 11 | -1 | 0 | 2
(3 rows)
```

Case 2

When source and/or target belong to an edge subgraph, now, a path is found.

The routing graph now has an edge connecting with node\4\).

```
SELECT * FROM my_dijkstra(4, 11);
seq | path_seq | node | edge | cost | agg_cost
-----+-----+-----+-----+-----+-----
1 | 1 | 4 | 16 | 1 | 0
2 | 2 | 9 | 22 | 2 | 1
3 | 3 | 11 | -1 | 0 | 3
(3 rows)
```

Case 3

When source and/or target belong to a vertex then a path is not found.

In this case, the contracted graph do not have an edge connecting with node\7\).

```
SELECT * FROM my_dijkstra(4, 7);
seq | path_seq | node | edge | cost | agg_cost
-----+-----+-----+-----+-----+-----
(0 rows)
```

Case 3: Source and/or target belong to a vertex.

Refining the above function to include nodes that belong to an edge.

- The vertices that need to be expanded are calculated on lines 18 to 23.
- Adding to the contracted graph that additional section on lines 38 to 40.

```

1 CREATE OR REPLACE FUNCTION my_dijkstra(
2   departure BIGINT, destination BIGINT,
3   OUT seq INTEGER, OUT path_seq INTEGER,
4   OUT node BIGINT, OUT edge BIGINT,
5   OUT cost FLOAT, OUT agg_cost FLOAT)
6 RETURNS SETOF RECORD AS
7 $BODY$
8 SELECT * FROM pgr_dijkstra(
9   $$
10  WITH
11    edges_to_expand AS (
12      SELECT id
13      FROM edge_table
14      WHERE ARRAY[$$ || departure || $$::BIGINT[] <@ contracted_vertices
15        OR ARRAY[$$ || destination || $$::BIGINT[] <@ contracted_vertices
16    ),
17
18    vertices_to_expand AS (
19      SELECT id
20      FROM edge_table_vertices_pgr
21      WHERE ARRAY[$$ || departure || $$::BIGINT[] <@ contracted_vertices
22        OR ARRAY[$$ || destination || $$::BIGINT[] <@ contracted_vertices
23    ),
24
25    vertices_in_graph AS (
26      SELECT id
27      FROM edge_table_vertices_pgr
28      WHERE is_contracted = false
29
30      UNION
31
32      SELECT unnest(contracted_vertices)
33      FROM edge_table
34      WHERE id IN (SELECT id FROM edges_to_expand)
35
36      UNION
37
38      SELECT unnest(contracted_vertices)
39      FROM edge_table_vertices_pgr
40      WHERE id IN (SELECT id FROM vertices_to_expand)
41    )
42
43    SELECT id, source, target, cost, reverse_cost
44    FROM edge_table
45    WHERE source IN (SELECT * FROM vertices_in_graph)
46    AND target IN (SELECT * FROM vertices_in_graph)
47    $$,
48   departure, destination, false);
49 $BODY$
50 LANGUAGE SQL VOLATILE;
51 CREATE FUNCTION

```

Case 1

When both source and target belong to the contracted graph, a path is found.

```

SELECT * FROM my_dijkstra(3, 11);
seq | path_seq | node | edge | cost | agg_cost
-----+-----+-----+-----+-----+-----
1 | 1 | 3 | 5 | 1 | 0
2 | 2 | 6 | 11 | 1 | 1
3 | 3 | 11 | -1 | 0 | 2
(3 rows)

```

Case 2

The code change do not affect this case so when source and/or target belong to an edge subgraph, a path is still found.

```

SELECT * FROM my_dijkstra(4, 11);
seq | path_seq | node | edge | cost | agg_cost
-----+-----+-----+-----+-----+-----
1 | 1 | 4 | 16 | 1 | 0
2 | 2 | 9 | 22 | 2 | 1
3 | 3 | 11 | -1 | 0 | 3
(3 rows)

```

Case 3

When source and/or target belong to a vertex, now, a path is found.

Now, the routing graph has an edge connecting with node\(\7\).

```
SELECT * FROM my_dijkstra(4, 7);
seq | path_seq | node | edge | cost | agg_cost
-----+-----+-----+-----+-----+-----
1 | 1 | 4 | 3 | 1 | 0
2 | 2 | 3 | 19 | 2 | 1
3 | 3 | 5 | 7 | 1 | 3
4 | 4 | 8 | 6 | 1 | 4
5 | 5 | 7 | -1 | 0 | 5
(5 rows)
```

See Also

- <https://www.cs.cmu.edu/afs/cs/academic/class/15210-f12/www/lectures/lecture16.pdf>
- https://algo2.itl.kit.edu/documents/routeplanning/geisberger_dipl.pdf
- The queries use **pgr_contraction** function and the **Sample Data** network.

Indices and tables

- [Index](#)
- [Search Page](#)

- **Supported versions:** **Latest (3.3)** **3.2** **3.1** **3.0**
- **Unsupported versions:** **2.6** **2.5** **2.4** **2.3** **2.2**

Dijkstra - Family of functions

- **pgr_dijkstra** - Dijkstra's algorithm for the shortest paths.
- **pgr_dijkstraCost** - Get the aggregate cost of the shortest paths.
- **pgr_dijkstraCostMatrix** - Use pgr_dijkstra to create a costs matrix.
- **pgr_drivingDistance** - Use pgr_dijkstra to calculate catchment information.
- **pgr_KSP** - Use Yen algorithm with pgr_dijkstra to get the K shortest paths.

Proposed



Warning

Proposed functions for next mayor release.

- They are not officially in the current release.
- They will likely officially be part of the next mayor release:
 - The functions make use of ANY-INTEGER and ANY-NUMERICAL
 - Name might not change. (But still can)
 - Signature might not change. (But still can)
 - Functionality might not change. (But still can)
 - pgTap tests have being done. But might need more.
 - Documentation might need refinement.

- **pgr_dijkstraVia - Proposed** - Get a route of a seueue of vertices.
- **pgr_dijkstraNear - Proposed** - Get the route to the nearest vertex.
- **pgr_dijkstraNearCost - Proposed** - Get the cost to the nearest vertex.

- **Supported versions:** **Latest (3.3)** **3.2** **3.1** **3.0**
- **Unsupported versions:** **2.6** **2.5** **2.4** **2.3** **2.2** **2.1** **2.0**

pgr_dijkstra

pgr_dijkstra — Returns the shortest path(s) using Dijkstra algorithm. In particular, the Dijkstra algorithm implemented by Boost.Graph.



Boost Graph Inside

Availability

- Version 3.1.0
 - New **Proposed** functions:
 - pgr_dijkstra(combinations)
- Version 3.0.0
 - Official** functions
- Version 2.2.0
 - New **proposed** functions:
 - pgr_dijkstra(One to Many)
 - pgr_dijkstra(Many to One)
 - pgr_dijkstra(Many to Many)
- Version 2.1.0
 - Signature change on pgr_dijkstra(One to One)
- Version 2.0.0
 - Official** pgr_dijkstra(One to One)

Description

Dijkstra's algorithm, conceived by Dutch computer scientist Edsger Dijkstra in 1956. It is a graph search algorithm that solves the shortest path problem for a graph with non-negative edge path costs, producing a shortest path from a starting vertex (`start_vid`) to an ending vertex (`end_vid`). This implementation can be used with a directed graph and an undirected graph.

The main characteristics are:

- Process is done only on edges with positive costs.
- Values are returned when there is a path.
 - When the starting vertex and ending vertex are the same, there is no path.
 - The `agg_cost` the non included values (v, v) is 0
 - When the starting vertex and ending vertex are the different and there is no path:
 - The `agg_cost` the non included values (u, v) is ∞
- For optimization purposes, any duplicated value in the `start_vids` or `end_vids` are ignored.
- The returned values are ordered:
 - `start_vid` ascending
 - `end_vid` ascending
- Running time: $O(|start_vids| * (V \log V + E))$

Signatures

Summary

```
pgr_dijkstra(Edges SQL, start_vid, end_vid [, directed])
pgr_dijkstra(Edges SQL, start_vid, end_vids [, directed])
pgr_dijkstra(Edges SQL, start_vids, end_vid [, directed])
pgr_dijkstra(Edges SQL, start_vids, end_vids [, directed])
pgr_dijkstra(Edges SQL, Combinations SQL [, directed])
RETURNS SET OF (seq, path_seq [, start_vid] [, end_vid], node, edge, cost, agg_cost)
OR EMPTY SET
```

Using defaults

```
pgr_dijkstra(Edges SQL, start_vid, end_vid)
RETURNS SET OF (seq, path_seq, node, edge, cost, agg_cost) or EMPTY SET
```

Example:

From vertex $\backslash(2\backslash)$ to vertex $\backslash(3\backslash)$ on a **directed** graph

```
SELECT * FROM pgr_dijkstra(
  'SELECT id, source, target, cost, reverse_cost FROM edge_table',
  2, 3
);
seq | path_seq | node | edge | cost | agg_cost
-----+-----+-----+-----+-----+-----
1 | 1 | 2 | 4 | 1 | 0
2 | 2 | 5 | 8 | 1 | 1
3 | 3 | 6 | 9 | 1 | 2
4 | 4 | 9 | 16 | 1 | 3
5 | 5 | 4 | 3 | 1 | 4
6 | 6 | 3 | -1 | 0 | 5
(6 rows)
```

One to One

```
pgr_dijkstra(Edges SQL, start_vid, end_vid [, directed])
RETURNS SET OF (seq, path_seq, node, edge, cost, agg_cost)
OR EMPTY SET
```

Example:

From vertex $\backslash(2\backslash)$ to vertex $\backslash(3\backslash)$ on an **undirected** graph

```
SELECT * FROM pgr_dijkstra(
  'SELECT id, source, target, cost, reverse_cost FROM edge_table',
  2, 3,
  FALSE
);
seq | path_seq | node | edge | cost | agg_cost
-----+-----+-----+-----+-----+-----
1 | 1 | 2 | 2 | 1 | 0
2 | 2 | 3 | -1 | 0 | 1
(2 rows)
```

One to many

```
pgr_dijkstra(Edges SQL, start_vid, end_vids, [, directed])
RETURNS SET OF (seq, path_seq, end_vid, node, edge, cost, agg_cost)
OR EMPTY SET
```

Example:

From vertex $\backslash(2\backslash)$ to vertices $\backslash(\{3, 5\}\backslash)$ on an **undirected** graph

```
SELECT * FROM pgr_dijkstra(
  'SELECT id, source, target, cost FROM edge_table',
  2, ARRAY[3,5],
  FALSE
);
seq | path_seq | end_vid | node | edge | cost | agg_cost
-----+-----+-----+-----+-----+-----+-----
1 | 1 | 3 | 2 | 4 | 1 | 0
2 | 2 | 3 | 5 | 8 | 1 | 1
3 | 3 | 5 | 3 | 6 | 5 | 2
4 | 4 | 3 | 3 | -1 | 0 | 3
5 | 5 | 5 | 2 | 4 | 1 | 0
6 | 6 | 5 | 5 | -1 | 0 | 1
(6 rows)
```

Many to One

```
pgr_dijkstra(Edges SQL, start_vids, end_vid, [, directed])
RETURNS SET OF (seq, path_seq, start_vid, node, edge, cost, agg_cost)
OR EMPTY SET
```

Example:

From vertices $\backslash(\{2, 11\}\backslash)$ to vertex $\backslash(5\backslash)$ on a **directed** graph

```
SELECT * FROM pgr_dijkstra(
  'SELECT id, source, target, cost, reverse_cost FROM edge_table',
  ARRAY[2,11], 5
);
seq | path_seq | start_vid | node | edge | cost | agg_cost
-----+-----+-----+-----+-----+-----+-----
1 | 1 | 2 | 2 | 4 | 1 | 0
2 | 2 | 2 | 5 | -1 | 0 | 1
3 | 1 | 11 | 11 | 13 | 1 | 0
4 | 2 | 11 | 12 | 15 | 1 | 1
5 | 3 | 11 | 9 | 9 | 1 | 2
6 | 4 | 11 | 6 | 8 | 1 | 3
7 | 5 | 11 | 5 | -1 | 0 | 4
(7 rows)
```

Many to Many

```
pgr_dijkstra(Edges SQL, start_vids, end_vids, [, directed])
RETURNS SET OF (seq, path_seq, start_vid, end_vid, node, edge, cost, agg_cost)
OR EMPTY SET
```

Example:

From vertices $\backslash(\{2, 11\}\backslash)$ to vertices $\backslash(\{3, 5\}\backslash)$ on an **undirected** graph

```
SELECT * FROM pgr_dijkstra(
  'SELECT id, source, target, cost, reverse_cost FROM edge_table',
  ARRAY[2,1], ARRAY[3,5],
  FALSE
);
seq | path_seq | start_vid | end_vid | node | edge | cost | agg_cost
-----+-----+-----+-----+-----+-----+-----+-----
1 | 1 | 2 | 3 | 2 | 1 | 0
2 | 2 | 2 | 3 | 3 | -1 | 0 | 1
3 | 1 | 2 | 5 | 2 | 4 | 1 | 0
4 | 2 | 2 | 5 | 5 | -1 | 0 | 1
5 | 1 | 11 | 3 | 11 | 11 | 1 | 0
6 | 2 | 11 | 3 | 6 | 5 | 1 | 1
7 | 3 | 11 | 3 | 3 | -1 | 0 | 2
8 | 1 | 11 | 5 | 11 | 11 | 1 | 0
9 | 2 | 11 | 5 | 6 | 8 | 1 | 1
10 | 3 | 11 | 5 | 5 | -1 | 0 | 2
(10 rows)
```

Combinations

```
pgr_dijkstra(Edges SQL, Combinations SQL, end_vids, [, directed])
RETURNS SET OF (seq, path_seq, start_vid, end_vid, node, edge, cost, agg_cost)
OR EMPTY SET
```

Example:

Using a combinations table on anundirected graph

```
SELECT * FROM pgr_dijkstra(
  'SELECT id, source, target, cost, reverse_cost FROM edge_table',
  'SELECT * FROM combinations_table',
  FALSE
);
seq | path_seq | start_vid | end_vid | node | edge | cost | agg_cost
-----+-----+-----+-----+-----+-----+-----+-----
1 | 1 | 1 | 2 | 1 | 1 | 1 | 0
2 | 2 | 1 | 2 | 2 | -1 | 0 | 1
3 | 1 | 1 | 4 | 1 | 1 | 1 | 0
4 | 2 | 1 | 4 | 2 | 2 | 1 | 1
5 | 3 | 1 | 4 | 3 | 3 | 1 | 2
6 | 4 | 1 | 4 | 4 | -1 | 0 | 3
7 | 1 | 2 | 1 | 2 | 1 | 1 | 0
8 | 2 | 2 | 1 | 1 | -1 | 0 | 1
9 | 1 | 2 | 4 | 2 | 2 | 1 | 0
10 | 2 | 2 | 4 | 3 | 3 | 1 | 1
11 | 3 | 2 | 4 | 4 | -1 | 0 | 2
(11 rows)
```

Parameters

Parameter	Type	Default	Description
Edges SQL	TEXT		Edges query as described below
Combinations SQL	TEXT		Combinations query as described below
start_vid	BIGINT		Identifier of the starting vertex of the path.
start_vids	ARRAY[BIGINT]		Array of identifiers of starting vertices.
end_vid	BIGINT		Identifier of the ending vertex of the path.
end_vids	ARRAY[BIGINT]		Array of identifiers of ending vertices.
directed	BOOLEAN	true	<ul style="list-style-type: none">When true Graph is considered <i>Directed</i>When false the graph is considered as <i>Undirected</i>.

Inner queries

Edges query

Column	Type	Default	Description
id	ANY-INTEGER		Identifier of the edge.
source	ANY-INTEGER		Identifier of the first end point vertex of the edge.
target	ANY-INTEGER		Identifier of the second end point vertex of the edge.
cost	ANY-NUMERICAL		Weight of the edge (<i>source</i> , <i>target</i>) <ul style="list-style-type: none">When negative: edge (<i>source</i>, <i>target</i>) does not exist, therefore it's not part of the graph.

Column	Type	Default	Description
reverse_cost	ANY-NUMERICAL	-1	Weight of the edge (<i>target</i> , <i>source</i>), <ul style="list-style-type: none"> When negative: edge (<i>target</i>, <i>source</i>) does not exist, therefore it's not part of the graph.

Where:

ANY-INTEGER:

SMALLINT, INTEGER, BIGINT

ANY-NUMERICAL:

SMALLINT, INTEGER, BIGINT, REAL, FLOAT

Combinations query

Column	Type	Default	Description
source	ANY-INTEGER		Identifier of the first end point vertex of the edge.
target	ANY-INTEGER		Identifier of the second end point vertex of the edge.

Where:

ANY-INTEGER:

SMALLINT, INTEGER, BIGINT

Return Columns

Returns set of (seq, path_id, path_seq [, start_vid] [, end_vid], node, edge, cost, agg_cost)

Column	Type	Description
seq	INT	Sequential value starting from 1 .
path_id	INT	Path identifier. Has value 1 for the first of a path. Used when there are multiple paths for the same <i>start_vid</i> to <i>end_vid</i> combination.
path_seq	INT	Relative position in the path. Has value 1 for the beginning of a path.
start_vid	BIGINT	Identifier of the starting vertex. Returned when multiple starting vertices are in the query. <ul style="list-style-type: none"> Many to One Many to Many
end_vid	BIGINT	Identifier of the ending vertex. Returned when multiple ending vertices are in the query. <ul style="list-style-type: none"> One to Many Many to Many
node	BIGINT	Identifier of the node in the path from <i>start_vid</i> to <i>end_vid</i> .
edge	BIGINT	Identifier of the edge used to go from <i>node</i> to the next node in the path sequence. -1 for the last node of the path.
cost	FLOAT	Cost to traverse from <i>node</i> using <i>edge</i> to the next node in the path sequence.
agg_cost	FLOAT	Aggregate cost from <i>start_v</i> to <i>node</i> .

Additional Examples

The examples of this section are based on the **Sample Data** network.

The examples include combinations from starting vertices 2 and 11 to ending vertices 3 and 5 in a directed and undirected graph with and with out reverse_cost.

Examples:

For queries marked as *directed* with *cost* and *reverse_cost* columns

The examples in this section use the following **Network for queries marked as directed and cost and reverse_cost columns are used**

```
SELECT * FROM pgr_dijkstra(
  'SELECT id, source, target, cost, reverse_cost FROM edge_table',
  2, 3
);
seq | path_seq | node | edge | cost | agg_cost
-----+-----+-----+-----+-----+-----
1 | 1 | 2 | 4 | 1 | 0
2 | 2 | 5 | 8 | 1 | 1
3 | 3 | 6 | 9 | 1 | 2
4 | 4 | 9 | 16 | 1 | 3
5 | 5 | 4 | 3 | 1 | 4
6 | 6 | 3 | -1 | 0 | 5
```

(6 rows)

```
SELECT * FROM pgr_dijkstra(
  'SELECT id, source, target, cost, reverse_cost FROM edge_table',
  2, 5
);
```

```
seq | path_seq | node | edge | cost | agg_cost
```

seq	path_seq	node	edge	cost	agg_cost
1	1	2	4	1	0
2	2	5	-1	0	1

(2 rows)

```
SELECT * FROM pgr_dijkstra(
  'SELECT id, source, target, cost, reverse_cost FROM edge_table',
  2, ARRAY[3,5]
);
```

```
seq | path_seq | end_vid | node | edge | cost | agg_cost
```

seq	path_seq	end_vid	node	edge	cost	agg_cost
1	1	3	2	4	1	0
2	2	3	5	8	1	1
3	3	3	6	9	1	2
4	4	3	9	16	1	3
5	5	3	4	3	1	4
6	6	3	3	-1	0	5
7	1	5	2	4	1	0
8	2	5	5	-1	0	1

(8 rows)

```
SELECT * FROM pgr_dijkstra(
  'SELECT id, source, target, cost, reverse_cost FROM edge_table',
  11, 3
);
```

```
seq | path_seq | node | edge | cost | agg_cost
```

seq	path_seq	node	edge	cost	agg_cost
1	1	11	13	1	0
2	2	12	15	1	1
3	3	9	16	1	2
4	4	4	3	1	3
5	5	3	-1	0	4

(5 rows)

```
SELECT * FROM pgr_dijkstra(
  'SELECT id, source, target, cost, reverse_cost FROM edge_table',
  11, 5
);
```

```
seq | path_seq | node | edge | cost | agg_cost
```

seq	path_seq	node	edge	cost	agg_cost
1	1	11	13	1	0
2	2	12	15	1	1
3	3	9	9	1	2
4	4	6	8	1	3
5	5	5	-1	0	4

(5 rows)

```
SELECT * FROM pgr_dijkstra(
  'SELECT id, source, target, cost, reverse_cost FROM edge_table',
  ARRAY[2,11], 5
);
```

```
seq | path_seq | start_vid | node | edge | cost | agg_cost
```

seq	path_seq	start_vid	node	edge	cost	agg_cost
1	1	2	2	4	1	0
2	2	2	5	-1	0	1
3	1	11	11	13	1	0
4	2	11	12	15	1	1
5	3	11	9	9	1	2
6	4	11	6	8	1	3
7	5	11	5	-1	0	4

(7 rows)

```
SELECT * FROM pgr_dijkstra(
  'SELECT id, source, target, cost, reverse_cost FROM edge_table',
  ARRAY[2, 11], ARRAY[3,5]
);
```

```
seq | path_seq | start_vid | end_vid | node | edge | cost | agg_cost
```

seq	path_seq	start_vid	end_vid	node	edge	cost	agg_cost
1	1	2	3	2	4	1	0
2	2	2	3	5	8	1	1
3	3	2	3	6	9	1	2
4	4	2	3	9	16	1	3
5	5	2	3	4	3	1	4
6	6	2	3	3	-1	0	5
7	1	2	5	2	4	1	0
8	2	2	5	5	-1	0	1
9	1	11	3	11	13	1	0
10	2	11	3	12	15	1	1
11	3	11	3	9	16	1	2
12	4	11	3	4	3	1	3
13	5	11	3	3	-1	0	4
14	1	11	5	11	13	1	0
15	2	11	5	12	15	1	1
16	3	11	5	9	9	1	2
17	4	11	5	6	8	1	3
18	5	11	5	5	-1	0	4

(18 rows)

```
SELECT * FROM pgr_dijkstra(
  'SELECT id, source, target, cost, reverse_cost FROM edge_table',
  'SELECT * FROM (VALUES (2, 3), (2, 5), (11, 3), (11, 5)) AS combinations (source, target)'
);
```

seq	path_seq	start_vid	end_vid	node	edge	cost	agg_cost
1	1	2	3	2	4	1	0
2	2	2	3	5	8	1	1
3	3	2	3	6	9	1	2
4	4	2	3	9	16	1	3
5	5	2	3	4	3	1	4
6	6	2	3	3	-1	0	5
7	1	2	5	2	4	1	0
8	2	2	5	5	-1	0	1
9	1	11	3	11	13	1	0
10	2	11	3	12	15	1	1
11	3	11	3	9	16	1	2
12	4	11	3	4	3	1	3
13	5	11	3	3	-1	0	4
14	1	11	5	11	13	1	0
15	2	11	5	12	15	1	1
16	3	11	5	9	9	1	2
17	4	11	5	6	8	1	3
18	5	11	5	5	-1	0	4

(18 rows)

Examples:

For queries marked as `undirected` with `cost` and `reverse_cost` columns

The examples in this section use the following **Network for queries marked as undirected and cost and reverse_cost columns are used**

```
SELECT * FROM pgr_dijkstra(
  'SELECT id, source, target, cost, reverse_cost FROM edge_table',
  2, 3,
  FALSE
);
```

seq	path_seq	node	edge	cost	agg_cost
1	1	2	2	1	0
2	2	3	-1	0	1

(2 rows)

```
SELECT * FROM pgr_dijkstra(
  'SELECT id, source, target, cost, reverse_cost FROM edge_table',
  2, 5,
  FALSE
);
```

seq	path_seq	node	edge	cost	agg_cost
1	1	2	4	1	0
2	2	5	-1	0	1

(2 rows)

```
SELECT * FROM pgr_dijkstra(
  'SELECT id, source, target, cost, reverse_cost FROM edge_table',
  11, 3,
  FALSE
);
```

seq	path_seq	node	edge	cost	agg_cost
1	1	11	11	1	0
2	2	6	5	1	1
3	3	3	-1	0	2

(3 rows)

```
SELECT * FROM pgr_dijkstra(
  'SELECT id, source, target, cost, reverse_cost FROM edge_table',
  11, 5,
  FALSE
);
```

seq	path_seq	node	edge	cost	agg_cost
1	1	11	11	1	0
2	2	6	8	1	1
3	3	5	-1	0	2

(3 rows)

```
SELECT * FROM pgr_dijkstra(
  'SELECT id, source, target, cost, reverse_cost FROM edge_table',
  ARRAY[2,11], 5,
  FALSE
);
```

seq	path_seq	start_vid	node	edge	cost	agg_cost
1	1	2	2	4	1	0
2	2	2	5	-1	0	1
3	1	11	11	12	1	0
4	2	11	10	10	1	1
5	3	11	5	-1	0	2

(5 rows)

```
SELECT * FROM pgr_dijkstra(
  'SELECT id, source, target, cost, reverse_cost FROM edge_table',
  2, ARRAY[3,5],
  FALSE
);
seq | path_seq | end_vid | node | edge | cost | agg_cost
-----+-----+-----+-----+-----+-----+-----
1 | 1 | 3 | 2 | 2 | 1 | 0
2 | 2 | 3 | 3 | -1 | 0 | 1
3 | 1 | 5 | 2 | 4 | 1 | 0
4 | 2 | 5 | 5 | -1 | 0 | 1
(4 rows)
```

```
SELECT * FROM pgr_dijkstra(
  'SELECT id, source, target, cost, reverse_cost FROM edge_table',
  ARRAY[2, 11], ARRAY[3,5],
  FALSE
);
seq | path_seq | start_vid | end_vid | node | edge | cost | agg_cost
-----+-----+-----+-----+-----+-----+-----+-----
1 | 1 | 2 | 3 | 2 | 2 | 1 | 0
2 | 2 | 2 | 3 | 3 | -1 | 0 | 1
3 | 1 | 2 | 5 | 2 | 4 | 1 | 0
4 | 2 | 2 | 5 | 5 | -1 | 0 | 1
5 | 1 | 11 | 3 | 11 | 11 | 1 | 0
6 | 2 | 11 | 3 | 6 | 5 | 1 | 1
7 | 3 | 11 | 3 | 3 | -1 | 0 | 2
8 | 1 | 11 | 5 | 11 | 11 | 1 | 0
9 | 2 | 11 | 5 | 6 | 8 | 1 | 1
10 | 3 | 11 | 5 | 5 | -1 | 0 | 2
(10 rows)
```

```
SELECT * FROM pgr_dijkstra(
  'SELECT id, source, target, cost, reverse_cost FROM edge_table',
  'SELECT * FROM (VALUES (2, 3), (2, 5), (11, 3), (11, 5)) AS combinations (source, target)',
  FALSE
);
seq | path_seq | start_vid | end_vid | node | edge | cost | agg_cost
-----+-----+-----+-----+-----+-----+-----+-----
1 | 1 | 2 | 3 | 2 | 2 | 1 | 0
2 | 2 | 2 | 3 | 3 | -1 | 0 | 1
3 | 1 | 2 | 5 | 2 | 4 | 1 | 0
4 | 2 | 2 | 5 | 5 | -1 | 0 | 1
5 | 1 | 11 | 3 | 11 | 11 | 1 | 0
6 | 2 | 11 | 3 | 6 | 5 | 1 | 1
7 | 3 | 11 | 3 | 3 | -1 | 0 | 2
8 | 1 | 11 | 5 | 11 | 11 | 1 | 0
9 | 2 | 11 | 5 | 6 | 8 | 1 | 1
10 | 3 | 11 | 5 | 5 | -1 | 0 | 2
(10 rows)
```

Examples:

For queries marked as `directed` with `cost` column

The examples in this section use the following **Network for queries marked as directed and only cost column is used**

```

SELECT * FROM pgr_dijkstra(
  'SELECT id, source, target, cost FROM edge_table',
  2, 3
);
seq | path_seq | node | edge | cost | agg_cost
-----+-----+-----+-----+-----+-----
(0 rows)

SELECT * FROM pgr_dijkstra(
  'SELECT id, source, target, cost FROM edge_table',
  2, 5
);
seq | path_seq | node | edge | cost | agg_cost
-----+-----+-----+-----+-----+-----
1 | 1 | 2 | 4 | 1 | 0
2 | 2 | 5 | -1 | 0 | 1
(2 rows)

SELECT * FROM pgr_dijkstra(
  'SELECT id, source, target, cost FROM edge_table',
  11, 3
);
seq | path_seq | node | edge | cost | agg_cost
-----+-----+-----+-----+-----+-----
(0 rows)

SELECT * FROM pgr_dijkstra(
  'SELECT id, source, target, cost FROM edge_table',
  11, 5
);
seq | path_seq | node | edge | cost | agg_cost
-----+-----+-----+-----+-----+-----
(0 rows)

SELECT * FROM pgr_dijkstra(
  'SELECT id, source, target, cost FROM edge_table',
  ARRAY[2,11], 5
);
seq | path_seq | start_vid | node | edge | cost | agg_cost
-----+-----+-----+-----+-----+-----+-----
1 | 1 | 2 | 2 | 4 | 1 | 0
2 | 2 | 2 | 5 | -1 | 0 | 1
(2 rows)

SELECT * FROM pgr_dijkstra(
  'SELECT id, source, target, cost FROM edge_table',
  2, ARRAY[3,5]
);
seq | path_seq | end_vid | node | edge | cost | agg_cost
-----+-----+-----+-----+-----+-----+-----
1 | 1 | 5 | 2 | 4 | 1 | 0
2 | 2 | 5 | 5 | -1 | 0 | 1
(2 rows)

SELECT * FROM pgr_dijkstra(
  'SELECT id, source, target, cost FROM edge_table',
  ARRAY[2, 11], ARRAY[3,5]
);
seq | path_seq | start_vid | end_vid | node | edge | cost | agg_cost
-----+-----+-----+-----+-----+-----+-----+-----
1 | 1 | 2 | 5 | 2 | 4 | 1 | 0
2 | 2 | 2 | 5 | 5 | -1 | 0 | 1
(2 rows)

SELECT * FROM pgr_dijkstra(
  'SELECT id, source, target, cost FROM edge_table',
  'SELECT * FROM (VALUES (2, 3), (2, 5), (11, 3), (11, 5)) AS combinations (source, target)'
);
seq | path_seq | start_vid | end_vid | node | edge | cost | agg_cost
-----+-----+-----+-----+-----+-----+-----+-----
1 | 1 | 2 | 5 | 2 | 4 | 1 | 0
2 | 2 | 2 | 5 | 5 | -1 | 0 | 1
(2 rows)

```

Examples:

For queries marked as `undirected` with `cost` column

The examples in this section use the following **Network for queries marked as undirected and only cost column is used**

```

SELECT * FROM pgr_dijkstra(
  'SELECT id, source, target, cost FROM edge_table',
  2, 3,
  FALSE
);
seq | path_seq | node | edge | cost | agg_cost
-----+-----+-----+-----+-----+-----
1 | 1 | 2 | 4 | 1 | 0
2 | 2 | 5 | 8 | 1 | 1
3 | 3 | 6 | 5 | 1 | 2
4 | 4 | 3 | -1 | 0 | 3
(4 rows)

```



```
SELECT * FROM pgr_dijkstra(
  'SELECT id, source, target, cost FROM edge_table',
  2, 5,
  FALSE
);
seq | path_seq | node | edge | cost | agg_cost
-----+-----+-----+-----+-----+-----
1 | 1 | 2 | 4 | 1 | 0
2 | 2 | 5 | -1 | 0 | 1
(2 rows)
```

```
SELECT * FROM pgr_dijkstra(
  'SELECT id, source, target, cost FROM edge_table',
  11, 3,
  FALSE
);
seq | path_seq | node | edge | cost | agg_cost
-----+-----+-----+-----+-----+-----
1 | 1 | 11 | 11 | 1 | 0
2 | 2 | 6 | 5 | 1 | 1
3 | 3 | 3 | -1 | 0 | 2
(3 rows)
```

```
SELECT * FROM pgr_dijkstra(
  'SELECT id, source, target, cost FROM edge_table',
  11, 5,
  FALSE
);
seq | path_seq | node | edge | cost | agg_cost
-----+-----+-----+-----+-----+-----
1 | 1 | 11 | 11 | 1 | 0
2 | 2 | 6 | 8 | 1 | 1
3 | 3 | 5 | -1 | 0 | 2
(3 rows)
```

```
SELECT * FROM pgr_dijkstra(
  'SELECT id, source, target, cost FROM edge_table',
  ARRAY[2,11], 5,
  FALSE
);
seq | path_seq | start_vid | node | edge | cost | agg_cost
-----+-----+-----+-----+-----+-----+-----
1 | 1 | 2 | 2 | 4 | 1 | 0
2 | 2 | 2 | 5 | -1 | 0 | 1
3 | 1 | 11 | 11 | 12 | 1 | 0
4 | 2 | 11 | 10 | 10 | 1 | 1
5 | 3 | 11 | 5 | -1 | 0 | 2
(5 rows)
```

```
SELECT * FROM pgr_dijkstra(
  'SELECT id, source, target, cost FROM edge_table',
  2, ARRAY[3,5],
  FALSE
);
seq | path_seq | end_vid | node | edge | cost | agg_cost
-----+-----+-----+-----+-----+-----+-----
1 | 1 | 3 | 2 | 4 | 1 | 0
2 | 2 | 3 | 5 | 8 | 1 | 1
3 | 3 | 3 | 6 | 5 | 1 | 2
4 | 4 | 3 | 3 | -1 | 0 | 3
5 | 1 | 5 | 2 | 4 | 1 | 0
6 | 2 | 5 | 5 | -1 | 0 | 1
(6 rows)
```

```
SELECT * FROM pgr_dijkstra(
  'SELECT id, source, target, cost FROM edge_table',
  ARRAY[2, 11], ARRAY[3,5],
  FALSE
);
seq | path_seq | start_vid | end_vid | node | edge | cost | agg_cost
-----+-----+-----+-----+-----+-----+-----+-----
1 | 1 | 2 | 3 | 2 | 4 | 1 | 0
2 | 2 | 2 | 3 | 5 | 8 | 1 | 1
3 | 3 | 2 | 3 | 6 | 5 | 1 | 2
4 | 4 | 2 | 3 | 3 | -1 | 0 | 3
5 | 1 | 2 | 5 | 2 | 4 | 1 | 0
6 | 2 | 2 | 5 | 5 | -1 | 0 | 1
7 | 1 | 11 | 3 | 11 | 11 | 1 | 0
8 | 2 | 11 | 3 | 6 | 5 | 1 | 1
9 | 3 | 11 | 3 | 3 | -1 | 0 | 2
10 | 1 | 11 | 5 | 11 | 11 | 1 | 0
11 | 2 | 11 | 5 | 6 | 8 | 1 | 1
12 | 3 | 11 | 5 | 5 | -1 | 0 | 2
(12 rows)
```

```
SELECT * FROM pgr_dijkstra(
  'SELECT id, source, target, cost FROM edge_table',
  'SELECT * FROM (VALUES (2, 3), (2, 5), (11, 3), (11, 5)) AS combinations (source, target)',
  FALSE
);
seq | path_seq | start_vid | end_vid | node | edge | cost | agg_cost
-----+-----+-----+-----+-----+-----+-----+-----
1 | 1 | 2 | 3 | 2 | 4 | 1 | 0
2 | 2 | 2 | 3 | 5 | 8 | 1 | 1
```

3	3	2	3	6	5	1	2
4	4	2	3	3	-1	0	3
5	1	2	5	2	4	1	0
6	2	2	5	5	-1	0	1
7	1	11	3	11	11	1	0
8	2	11	3	6	5	1	1
9	3	11	3	3	-1	0	2
10	1	11	5	11	11	1	0
11	2	11	5	6	8	1	1
12	3	11	5	5	-1	0	2

(12 rows)

Equivalences between signatures

Examples:

For queries marked as `directed` with `cost` and `reverse_cost` columns

The examples in this section use the following:

- **Network for queries marked as directed and cost and reverse_cost columns are used**

```
SELECT * FROM pgr_dijkstra(
  'SELECT id, source, target, cost, reverse_cost FROM edge_table',
  2, 3,
  TRUE
);
```

seq	path_seq	node	edge	cost	agg_cost
1	1	2	4	1	0
2	2	5	8	1	1
3	3	6	9	1	2
4	4	9	16	1	3
5	5	4	3	1	4
6	6	3	-1	0	5

(6 rows)

```
SELECT * FROM pgr_dijkstra(
  'SELECT id, source, target, cost, reverse_cost FROM edge_table',
  2, 3
);
```

seq	path_seq	node	edge	cost	agg_cost
1	1	2	4	1	0
2	2	5	8	1	1
3	3	6	9	1	2
4	4	9	16	1	3
5	5	4	3	1	4
6	6	3	-1	0	5

(6 rows)

```
SELECT * FROM pgr_dijkstra(
  'SELECT id, source, target, cost, reverse_cost FROM edge_table',
  2, ARRAY[3],
  TRUE
);
```

seq	path_seq	end_vid	node	edge	cost	agg_cost
1	1	3	2	4	1	0
2	2	3	5	8	1	1
3	3	3	6	9	1	2
4	4	3	9	16	1	3
5	5	3	4	3	1	4
6	6	3	3	-1	0	5

(6 rows)

```
SELECT * FROM pgr_dijkstra(
  'SELECT id, source, target, cost, reverse_cost FROM edge_table',
  2, ARRAY[3]
);
```

seq	path_seq	end_vid	node	edge	cost	agg_cost
1	1	3	2	4	1	0
2	2	3	5	8	1	1
3	3	3	6	9	1	2
4	4	3	9	16	1	3
5	5	3	4	3	1	4
6	6	3	3	-1	0	5

(6 rows)

```
SELECT * FROM pgr_dijkstra(
  'SELECT id, source, target, cost, reverse_cost FROM edge_table',
  ARRAY[2], ARRAY[3],
  TRUE
);
```

seq	path_seq	start_vid	end_vid	node	edge	cost	agg_cost
1	1	2	3	2	4	1	0
2	2	2	3	5	8	1	1
3	3	2	3	6	9	1	2
4	4	2	3	9	16	1	3
5	5	2	3	4	3	1	4

6	6	2	3	3	-1	0	5
(6 rows)							
SELECT * FROM pgr_dijkstra('SELECT id, source, target, cost, reverse_cost FROM edge_table', ARRAY[2], ARRAY[3]);							
seq	path_seq	start_vid	end_vid	node	edge	cost	agg_cost
1	1	2	3	2	4	1	0
2	2	2	3	5	8	1	1
3	3	2	3	6	9	1	2
4	4	2	3	9	16	1	3
5	5	2	3	4	3	1	4
6	6	2	3	3	-1	0	5
(6 rows)							
SELECT * FROM pgr_dijkstra('SELECT id, source, target, cost, reverse_cost FROM edge_table', 'SELECT * FROM (VALUES(2, 3)) AS combinations (source, target)');							
seq	path_seq	start_vid	end_vid	node	edge	cost	agg_cost
1	1	2	3	2	4	1	0
2	2	2	3	5	8	1	1
3	3	2	3	6	9	1	2
4	4	2	3	9	16	1	3
5	5	2	3	4	3	1	4
6	6	2	3	3	-1	0	5
(6 rows)							

Examples:
For queries marked as `undirected` with `cost` and `reverse_cost` columns

The examples in this section use the following:

- **Network for queries marked as undirected and cost and reverse_cost columns are used**

```

SELECT * FROM pgr_dijkstra(
  'SELECT id, source, target, cost, reverse_cost FROM edge_table',
  2, 3,
  FALSE
);
 seq | path_seq | node | edge | cost | agg_cost
-----+-----
  1 |      1 |   2 |   2 |   1 |         0
  2 |      2 |   3 |  -1 |   0 |         1
(2 rows)

SELECT * FROM pgr_dijkstra(
  'SELECT id, source, target, cost, reverse_cost FROM edge_table',
  2, ARRAY[3],
  FALSE
);
 seq | path_seq | end_vid | node | edge | cost | agg_cost
-----+-----
  1 |      1 |       3 |   2 |   2 |   1 |         0
  2 |      2 |       3 |   3 |  -1 |   0 |         1
(2 rows)

SELECT * FROM pgr_dijkstra(
  'SELECT id, source, target, cost, reverse_cost FROM edge_table',
  ARRAY[2], 3,
  FALSE
);
 seq | path_seq | start_vid | node | edge | cost | agg_cost
-----+-----
  1 |      1 |          2 |   2 |   2 |   1 |         0
  2 |      2 |          2 |   3 |  -1 |   0 |         1
(2 rows)

SELECT * FROM pgr_dijkstra(
  'SELECT id, source, target, cost, reverse_cost FROM edge_table',
  ARRAY[2], ARRAY[3],
  FALSE
);
 seq | path_seq | start_vid | end_vid | node | edge | cost | agg_cost
-----+-----
  1 |      1 |          2 |         3 |   2 |   2 |   1 |         0
  2 |      2 |          2 |         3 |   3 |  -1 |   0 |         1
(2 rows)

SELECT * FROM pgr_dijkstra(
  'SELECT id, source, target, cost, reverse_cost FROM edge_table',
  'SELECT * FROM (VALUES(2, 3)) AS combinations (source, target)',
  FALSE
);
 seq | path_seq | start_vid | end_vid | node | edge | cost | agg_cost
-----+-----
  1 |      1 |          2 |         3 |   2 |   2 |   1 |         0
  2 |      2 |          2 |         3 |   3 |  -1 |   0 |         1
(2 rows)

```

See Also

- https://en.wikipedia.org/wiki/Dijkstra%27s_algorithm
- The queries use the **Sample Data** network.

Indices and tables

- **Index**
- **Search Page**

- **Supported versions:** current(**3.1**) **3.0**
- **Unsupported versions:** **2.6 2.5 2.4 2.3 2.3**

pgr_dijkstraCost

pgr_dijkstraCost

Using Dijkstra algorithm implemented by Boost.Graph, and extract only the aggregate cost of the shortest path(s) found, for the combination of vertices given.



Availability

- Version 3.1.0
 - New **Proposed** functions:
 - `pgr_dijkstraCost(combinations)`
- Version 2.2.0
 - New **Official** function

Description

The `pgr_dijkstraCost` algorithm, is a good choice to calculate the sum of the costs of the shortest path for a subset of pairs of nodes of the graph. We make use of the Boost's implementation of dijkstra which runs in $O(V \log V + E)$ time.

The main characteristics are:

- It does not return a path.
- Returns the sum of the costs of the shortest path for pair combination of nodes in the graph.
- Process is done only on edges with positive costs.
- Values are returned when there is a path.
 - The returned values are in the form of a set of $(start_vid, end_vid, agg_cost)$.
 - When the starting vertex and ending vertex are the same, there is no path.
 - The agg_cost in the non included values (v, v) is 0
 - When the starting vertex and ending vertex are the different and there is no path.
 - The agg_cost in the non included values (u, v) is (∞)
- Let be the case the values returned are stored in a table, so the unique index would be the pair $(start_vid, end_vid)$.
- For undirected graphs, the results are symmetric.
 - The agg_cost of (u, v) is the same as for (v, u) .
- Any duplicated value in the $start_vids$ or end_vids is ignored.
- The returned values are ordered:
 - $start_vid$ ascending
 - end_vid ascending
- Running time: $O(|start_vids| * (V \log V + E))$

Signatures

Summary

```
pgr_dijkstraCost(edges_sql, from_vid, to_vid [, directed])
pgr_dijkstraCost(edges_sql, from_vid, to_vids [, directed])
pgr_dijkstraCost(edges_sql, from_vids, to_vid [, directed])
pgr_dijkstraCost(edges_sql, from_vids, to_vids [, directed])
pgr_dijkstraCost(edges_sql, combinations_sql [, directed])
RETURNS SET OF (start_vid, end_vid, agg_cost)
OR EMPTY SET
```

Using defaults

```
pgr_dijkstraCost(edges_sql, from_vid, to_vid)
RETURNS SET OF (start_vid, end_vid, agg_cost)
OR EMPTY SET
```

Example:

From vertex (2) to vertex (3) on a **directed** graph

```
SELECT * FROM pgr_dijkstraCost(
  'select id, source, target, cost, reverse_cost from edge_table',
  2, 3);
 start_vid | end_vid | agg_cost
-----+-----+-----
       2 |       3 |       5
(1 row)
```

One to One

```
pgr_dijkstraCost(edges_sql, from_vid, to_vid [, directed])
RETURNS SET OF (start_vid, end_vid, agg_cost)
OR EMPTY SET
```

Example:

From vertex (2) to vertex (3) on an **undirected** graph

```
SELECT * FROM pgr_dijkstraCost(
  'select id, source, target, cost, reverse_cost from edge_table',
  2, 3, false);
start_vid | end_vid | agg_cost
-----+-----+-----
      2 |      3 |         1
(1 row)
```

One to Many

```
pgr_dijkstraCost(edges_sql, from_vid, to_vids [, directed])
RETURNS SET OF (start_vid, end_vid, agg_cost)
OR EMPTY SET
```

Example:

From vertex $\{2\}$ to vertices $\{\{3, 11\}\}$ on a **directed** graph

```
SELECT * FROM pgr_dijkstraCost(
  'select id, source, target, cost, reverse_cost from edge_table',
  2, ARRAY[3, 11]);
start_vid | end_vid | agg_cost
-----+-----+-----
      2 |      3 |         5
      2 |     11 |         3
(2 rows)
```

Many to One

```
pgr_dijkstraCost(edges_sql, from_vids, to_vid [, directed])
RETURNS SET OF (start_vid, end_vid, agg_cost)
OR EMPTY SET
```

Example:

From vertices $\{\{2, 7\}\}$ to vertex $\{3\}$ on a **directed** graph

```
SELECT * FROM pgr_dijkstraCost(
  'select id, source, target, cost, reverse_cost from edge_table',
  ARRAY[2, 7], 3);
start_vid | end_vid | agg_cost
-----+-----+-----
      2 |      3 |         5
      7 |      3 |         6
(2 rows)
```

Many to Many

```
pgr_dijkstraCost(edges_sql, from_vids, to_vids [, directed])
RETURNS SET OF (start_vid, end_vid, agg_cost)
OR EMPTY SET
```

Example:

From vertices $\{\{2, 7\}\}$ to vertices $\{\{3, 11\}\}$ on a **directed** graph

```
SELECT * FROM pgr_dijkstraCost(
  'select id, source, target, cost, reverse_cost from edge_table',
  ARRAY[2, 7], ARRAY[3, 11]);
start_vid | end_vid | agg_cost
-----+-----+-----
      2 |      3 |         5
      2 |     11 |         3
      7 |      3 |         6
      7 |     11 |         4
(4 rows)
```

Combinations

```
pgr_dijkstraCost(TEXT edges_sql, TEXT combination_sql, BOOLEAN directed:=true);
RETURNS SET OF (start_vid, end_vid, agg_cost)
OR EMPTY SET
```

Example:

Using a combinations table on an **undirected** graph

```

SELECT * FROM pgr_dijkstraCost(
'SELECT id, source, target, cost, reverse_cost FROM edge_table',
'SELECT source, target FROM combinations_table',
FALSE
);
start_vid | end_vid | agg_cost
-----+-----+-----
1 | 2 | 1
1 | 4 | 3
2 | 1 | 1
2 | 4 | 2
(4 rows)

```

Parameters

Parameter	Type	Default	Description
Edges SQL	TEXT		Edges query as described below
Combinations SQL	TEXT		Combinations query as described below
start_vid	BIGINT		Identifier of the starting vertex of the path.
start_vids	ARRAY[BIGINT]		Array of identifiers of starting vertices.
end_vid	BIGINT		Identifier of the ending vertex of the path.
end_vids	ARRAY[BIGINT]		Array of identifiers of ending vertices.
directed	BOOLEAN	true	<ul style="list-style-type: none"> When true Graph is considered <i>Directed</i> When false the graph is considered as <i>Undirected</i>.

Inner query

Edges query

Column	Type	Default	Description
id	ANY-INTEGER		Identifier of the edge.
source	ANY-INTEGER		Identifier of the first end point vertex of the edge.
target	ANY-INTEGER		Identifier of the second end point vertex of the edge.
cost	ANY-NUMERICAL		Weight of the edge (<i>source</i> , <i>target</i>) <ul style="list-style-type: none"> When negative: edge (<i>source</i>, <i>target</i>) does not exist, therefore it's not part of the graph.
reverse_cost	ANY-NUMERICAL	-1	Weight of the edge (<i>target</i> , <i>source</i>), <ul style="list-style-type: none"> When negative: edge (<i>target</i>, <i>source</i>) does not exist, therefore it's not part of the graph.

Where:

ANY-INTEGER:

SMALLINT, INTEGER, BIGINT

ANY-NUMERICAL:

SMALLINT, INTEGER, BIGINT, REAL, FLOAT

Combinations query

Column	Type	Default	Description
source	ANY-INTEGER		Identifier of the first end point vertex of the edge.
target	ANY-INTEGER		Identifier of the second end point vertex of the edge.

Where:

ANY-INTEGER:

SMALLINT, INTEGER, BIGINT

Return Columns

Returns SET OF (start_vid, end_vid, agg_cost)

Column	Type	Description
start_vid	BIGINT	Identifier of the starting vertex.
end_vid	BIGINT	Identifier of the ending vertex.

Column	Type	Description
agg_cost	FLOAT	Aggregate cost from <code>start_vid</code> to <code>end_vid</code> .

Additional Examples

Example 1:

Demonstration of repeated values are ignored, and result is sorted.

```
SELECT * FROM pgr_dijkstraCost(
  'select id, source, target, cost, reverse_cost from edge_table',
  ARRAY[5, 3, 4, 3, 3, 4], ARRAY[3, 5, 3, 4]);
start_vid | end_vid | agg_cost
-----+-----+-----
3 | 4 | 3
3 | 5 | 2
4 | 3 | 1
4 | 5 | 3
5 | 3 | 4
5 | 4 | 3
(6 rows)
```

Example 2:

Making `start_vids` the same as `end_vids`

```
SELECT * FROM pgr_dijkstraCost(
  'select id, source, target, cost, reverse_cost from edge_table',
  ARRAY[5, 3, 4], ARRAY[5, 3, 4]);
start_vid | end_vid | agg_cost
-----+-----+-----
3 | 4 | 3
3 | 5 | 2
4 | 3 | 1
4 | 5 | 3
5 | 3 | 4
5 | 4 | 3
(6 rows)
```

Example 3:

Four manually assigned (source, target) vertex combinations

```
SELECT * FROM pgr_dijkstraCost(
  'SELECT id, source, target, cost FROM edge_table',
  'SELECT * FROM (VALUES (2, 3), (2, 5), (11, 3), (11, 5)) AS combinations (source, target)',
  FALSE
);
start_vid | end_vid | agg_cost
-----+-----+-----
2 | 3 | 3
2 | 5 | 1
11 | 3 | 2
11 | 5 | 2
(4 rows)
```

See Also

- https://en.wikipedia.org/wiki/Dijkstra%27s_algorithm
- **Sample Data** network.

Indices and tables

- **Index**
- **Search Page**

- **Supported versions:** **Latest (3.3)** **3.2** **3.1** **3.0**
- **Unsupported versions:** **2.6** **2.5** **2.4** **2.3**

pgr_dijkstraCostMatrix

`pgr_dijkstraCostMatrix` - Calculates the a cost matrix using `pgr_dijkstras`.



Availability

- Version 3.0.0
 - Official** function
- Version 2.3.0
 - New **proposed** function

Description

Using Dijkstra algorithm, calculate and return a cost matrix.

Signatures

Summary

```
pgr_dijkstraCostMatrix(edges_sql, start_vids [, directed])
RETURNS SET OF (start_vid, end_vid, agg_cost)
```

Using defaults

```
pgr_dijkstraCostMatrix(edges_sql, start_vid)
RETURNS SET OF (start_vid, end_vid, agg_cost)
```

Example:

Cost matrix for vertices $\{1, 2, 3, 4\}$ on a **directed** graph

```
SELECT * FROM pgr_dijkstraCostMatrix(
  'SELECT id, source, target, cost, reverse_cost FROM edge_table',
  (SELECT array_agg(id) FROM edge_table_vertices_pgr WHERE id < 5)
);
start_vid | end_vid | agg_cost
-----+-----+-----
1 | 2 | 1
1 | 3 | 6
1 | 4 | 5
2 | 1 | 1
2 | 3 | 5
2 | 4 | 4
3 | 1 | 2
3 | 2 | 1
3 | 4 | 3
4 | 1 | 3
4 | 2 | 2
4 | 3 | 1
(12 rows)
```

Complete Signature

```
pgr_dijkstraCostMatrix(edges_sql, start_vids [, directed])
RETURNS SET OF (start_vid, end_vid, agg_cost)
```

Example:

Symmetric cost matrix for vertices $\{1, 2, 3, 4\}$ on an **undirected** graph

```

SELECT * FROM pgr_dijkstraCostMatrix(
  'SELECT id, source, target, cost, reverse_cost FROM edge_table',
  (SELECT array_agg(id) FROM edge_table_vertices_pgr WHERE id < 5),
  false
);
start_vid | end_vid | agg_cost
-----+-----+-----
1 | 2 | 1
1 | 3 | 2
1 | 4 | 3
2 | 1 | 1
2 | 3 | 1
2 | 4 | 2
3 | 1 | 2
3 | 2 | 1
3 | 4 | 1
4 | 1 | 3
4 | 2 | 2
4 | 3 | 1
(12 rows)

```

Parameters

Parameter	Type	Description
edges_sql	TEXT	Edges SQL query as described above.
start_vids	ARRAY[ANY-INTEGER]	Array of identifiers of the vertices.
directed	BOOLEAN	(optional). When <code>false</code> the graph is considered as Undirected. Default is <code>true</code> which considers the graph as Directed.

Inner query

Column	Type	Default	Description
id	ANY-INTEGER		Identifier of the edge.
source	ANY-INTEGER		Identifier of the first end point vertex of the edge.
target	ANY-INTEGER		Identifier of the second end point vertex of the edge.
cost	ANY-NUMERICAL		Weight of the edge (<i>source</i> , <i>target</i>) <ul style="list-style-type: none"> When negative: edge (<i>source</i>, <i>target</i>) does not exist, therefore it's not part of the graph.
reverse_cost	ANY-NUMERICAL	-1	Weight of the edge (<i>target</i> , <i>source</i>), <ul style="list-style-type: none"> When negative: edge (<i>target</i>, <i>source</i>) does not exist, therefore it's not part of the graph.

Where:

ANY-INTEGER:

SMALLINT, INTEGER, BIGINT

ANY-NUMERICAL:

SMALLINT, INTEGER, BIGINT, REAL, FLOAT

Return Columns

Returns SET OF (start_vid, end_vid, agg_cost)

Column	Type	Description
start_vid	BIGINT	Identifier of the starting vertex.
end_vid	BIGINT	Identifier of the ending vertex.
agg_cost	FLOAT	Aggregate cost from <code>start_vid</code> to <code>end_vid</code> .

Additional Examples

Example:

Use with `tsp`

```

SELECT * FROM pgr_TSP(
  $$
  SELECT * FROM pgr_dijkstraCostMatrix(
    'SELECT id, source, target, cost, reverse_cost FROM edge_table',
    (SELECT array_agg(id) FROM edge_table_vertices_pgr WHERE id < 5),
    false
  )
  $$
);
seq | node | cost | agg_cost
-----+-----+-----+-----
1 | 1 | 0 | 0
2 | 2 | 1 | 1
3 | 3 | 1 | 2
4 | 4 | 1 | 3
5 | 1 | 3 | 6
(5 rows)

```

See Also

- [Dijkstra - Family of functions](#)
- [Cost Matrix - Category](#)
- [Traveling Sales Person - Family of functions](#)
- The queries use the [Sample Data](#) network.

Indices and tables

- [Index](#)
- [Search Page](#)

- **Supported versions:** [Latest \(3.3\)](#) [3.2](#) [3.1](#) [3.0](#)
- **Unsupported versions:** [2.6](#) [2.5](#) [2.4](#) [2.3](#) [2.2](#) [2.1](#) [2.0](#)

pgr_drivingDistance

`pgr_drivingDistance` - Returns the driving distance from a start node.



Boost Graph Inside

Availability

- Version 2.1.0:
 - Signature change `pgr_drivingDistance(single vertex)`
 - New **Official** `pgr_drivingDistance(multiple vertices)`
- Version 2.0.0:
 - **Official** `pgr_drivingDistance(single vertex)`

Description

Using the Dijkstra algorithm, extracts all the nodes that have costs less than or equal to the value `distance`. The edges extracted will conform to the corresponding spanning tree.

Signatures

Summary

```

pgr_drivingDistance(edges_sql, start_vid, distance [, directed])
pgr_drivingDistance(edges_sql, start_vids, distance [, directed] [, equicost])
RETURNS SET OF (seq, [start_vid,] node, edge, cost, agg_cost)

```

Using defaults

```

pgr_drivingDistance(edges_sql, start_vid, distance)
RETURNS SET OF (seq, node, edge, cost, agg_cost)

```

Example:
TBD

Single Vertex

```
pgr_drivingDistance(edges_sql, start_vid, distance [, directed])  
RETURNS SET OF (seq, node, edge, cost, agg_cost)
```

Example:
TBD

Multiple Vertices

```
pgr_drivingDistance(edges_sql, start_vids, distance [, directed] [, equicost])  
RETURNS SET OF (seq, start_vid, node, edge, cost, agg_cost)
```

Example:
TBD

Parameters

Column	Type	Description
edges_sql	TEXT	SQL query as described above.
start_vid	BIGINT	Identifier of the starting vertex.
start_vids	ARRAY[ANY-INTEGER]	Array of identifiers of the starting vertices.
distance	FLOAT	Upper limit for the inclusion of the node in the result.
directed	BOOLEAN	(optional). When false the graph is considered as Undirected. Default is true which considers the graph as Directed.
equicost	BOOLEAN	(optional). When true the node will only appear in the closest start_vid list. Default is false which resembles several calls using the single starting point signatures. Tie brakes are arbitrary.

Inner query

Column	Type	Default	Description
id	ANY-INTEGER		Identifier of the edge.
source	ANY-INTEGER		Identifier of the first end point vertex of the edge.
target	ANY-INTEGER		Identifier of the second end point vertex of the edge.
cost	ANY-NUMERICAL		Weight of the edge (<i>source</i> , <i>target</i>) <ul style="list-style-type: none">When negative: edge (<i>source</i>, <i>target</i>) does not exist, therefore it's not part of the graph.
reverse_cost	ANY-NUMERICAL	-1	Weight of the edge (<i>target</i> , <i>source</i>), <ul style="list-style-type: none">When negative: edge (<i>target</i>, <i>source</i>) does not exist, therefore it's not part of the graph.

Where:

ANY-INTEGER:
SMALLINT, INTEGER, BIGINT

ANY-NUMERICAL:
SMALLINT, INTEGER, BIGINT, REAL, FLOAT

Result Columns

Returns set of (seq [, start_v], node, edge, cost, agg_cost)

Column	Type	Description
seq	INTEGER	Sequential value starting from 1 .
start_vid	INTEGER	Identifier of the starting vertex.
node	BIGINT	Identifier of the node in the path within the limits from start_vid .
edge	BIGINT	Identifier of the edge used to arrive to node . 0 when the node is the start_vid .
cost	FLOAT	Cost to traverse edge.
agg_cost	FLOAT	Aggregate cost from start_vid to node .

Additional Examples

Example:

For queries marked as `directed` with `cost` and `reverse_cost` columns

The examples in this section use the following **Network for queries marked as directed and cost and reverse_cost columns are used**

```
SELECT * FROM pgr_drivingDistance(
  'SELECT id, source, target, cost, reverse_cost FROM edge_table',
  2, 3
);
```

seq	node	edge	cost	agg_cost
1	2	-1	0	0
2	1	1	1	1
3	5	4	1	1
4	6	8	1	2
5	8	7	1	2
6	10	10	1	2
7	7	6	1	3
8	9	9	1	3
9	11	12	1	3
10	13	14	1	3

(10 rows)

```
SELECT * FROM pgr_drivingDistance(
  'SELECT id, source, target, cost, reverse_cost FROM edge_table',
  13, 3
);
```

seq	node	edge	cost	agg_cost
1	13	-1	0	0
2	10	14	1	1
3	5	10	1	2
4	11	12	1	2
5	2	4	1	3
6	6	8	1	3
7	8	7	1	3
8	12	13	1	3

(8 rows)

```
SELECT * FROM pgr_drivingDistance(
  'SELECT id, source, target, cost, reverse_cost FROM edge_table',
  array[2,13], 3
);
```

seq	from_v	node	edge	cost	agg_cost
1	2	2	-1	0	0
2	2	1	1	1	1
3	2	5	4	1	1
4	2	6	8	1	2
5	2	8	7	1	2
6	2	10	10	1	2
7	2	7	6	1	3
8	2	9	9	1	3
9	2	11	12	1	3
10	2	13	14	1	3
11	13	13	-1	0	0
12	13	10	14	1	1
13	13	5	10	1	2
14	13	11	12	1	2
15	13	2	4	1	3
16	13	6	8	1	3
17	13	8	7	1	3
18	13	12	13	1	3

(18 rows)

```
SELECT * FROM pgr_drivingDistance(
  'SELECT id, source, target, cost, reverse_cost FROM edge_table',
  array[2,13], 3, equicost:=true
);
```

seq	from_v	node	edge	cost	agg_cost
1	2	2	-1	0	0
2	2	1	1	1	1
3	2	5	4	1	1
4	2	6	8	1	2
5	2	8	7	1	2
6	2	7	6	1	3
7	2	9	9	1	3
8	13	13	-1	0	0
9	13	10	14	1	1
10	13	11	12	1	2
11	13	12	13	1	3

(11 rows)

Example:

For queries marked as `undirected` with `cost` and `reverse_cost` columns

The examples in this section use the following **Network for queries marked as undirected and cost and reverse_cost**

columns are used

```
SELECT * FROM pgr_drivingDistance(
  'SELECT id, source, target, cost, reverse_cost FROM edge_table',
  2, 3, false
);
```

seq	node	edge	cost	agg_cost
1	2	-1	0	0
2	1	1	1	1
3	3	2	1	1
4	5	4	1	1
5	4	3	1	2
6	6	8	1	2
7	8	7	1	2
8	10	10	1	2
9	7	6	1	3
10	9	16	1	3
11	11	12	1	3
12	13	14	1	3

(12 rows)

```
SELECT * FROM pgr_drivingDistance(
  'SELECT id, source, target, cost, reverse_cost FROM edge_table',
  13, 3, false
);
```

seq	node	edge	cost	agg_cost
1	13	-1	0	0
2	10	14	1	1
3	5	10	1	2
4	11	12	1	2
5	2	4	1	3
6	6	8	1	3
7	8	7	1	3
8	12	13	1	3

(8 rows)

```
SELECT * FROM pgr_drivingDistance(
  'SELECT id, source, target, cost, reverse_cost FROM edge_table',
  array[2,13], 3, false
);
```

seq	from_v	node	edge	cost	agg_cost
1	2	2	-1	0	0
2	2	1	1	1	1
3	2	3	2	1	1
4	2	5	4	1	1
5	2	4	3	1	2
6	2	6	8	1	2
7	2	8	7	1	2
8	2	10	10	1	2
9	2	7	6	1	3
10	2	9	16	1	3
11	2	11	12	1	3
12	2	13	14	1	3
13	13	13	-1	0	0
14	13	10	14	1	1
15	13	5	10	1	2
16	13	11	12	1	2
17	13	2	4	1	3
18	13	6	8	1	3
19	13	8	7	1	3
20	13	12	13	1	3

(20 rows)

```
SELECT * FROM pgr_drivingDistance(
  'SELECT id, source, target, cost, reverse_cost FROM edge_table',
  array[2,13], 3, false, equicost:=true
);
```

seq	from_v	node	edge	cost	agg_cost
1	2	2	-1	0	0
2	2	1	1	1	1
3	2	3	2	1	1
4	2	5	4	1	1
5	2	4	3	1	2
6	2	6	8	1	2
7	2	8	7	1	2
8	2	7	6	1	3
9	2	9	16	1	3
10	13	13	-1	0	0
11	13	10	14	1	1
12	13	11	12	1	2
13	13	12	13	1	3

(13 rows)

Example:

For queries marked as directed with cost column

The examples in this section use the following **Network for queries marked as directed and only cost column is used**

```
SELECT * FROM pgr_drivingDistance(
  'SELECT id, source, target, cost FROM edge_table',
  2, 3
);
seq | node | edge | cost | agg_cost
-----+-----+-----+-----+-----
1 | 2 | -1 | 0 | 0
2 | 5 | 4 | 1 | 1
3 | 6 | 8 | 1 | 2
4 | 10 | 10 | 1 | 2
5 | 9 | 9 | 1 | 3
6 | 11 | 11 | 1 | 3
7 | 13 | 14 | 1 | 3
(7 rows)
```

```
SELECT * FROM pgr_drivingDistance(
  'SELECT id, source, target, cost FROM edge_table',
  13, 3
);
seq | node | edge | cost | agg_cost
-----+-----+-----+-----+-----
1 | 13 | -1 | 0 | 0
(1 row)
```

```
SELECT * FROM pgr_drivingDistance(
  'SELECT id, source, target, cost FROM edge_table',
  array[2,13], 3
);
seq | from_v | node | edge | cost | agg_cost
-----+-----+-----+-----+-----+-----
1 | 2 | 2 | -1 | 0 | 0
2 | 2 | 5 | 4 | 1 | 1
3 | 2 | 6 | 8 | 1 | 2
4 | 2 | 10 | 10 | 1 | 2
5 | 2 | 9 | 9 | 1 | 3
6 | 2 | 11 | 11 | 1 | 3
7 | 2 | 13 | 14 | 1 | 3
8 | 13 | 13 | -1 | 0 | 0
(8 rows)
```

```
SELECT * FROM pgr_drivingDistance(
  'SELECT id, source, target, cost FROM edge_table',
  array[2,13], 3, equicost:=true
);
seq | from_v | node | edge | cost | agg_cost
-----+-----+-----+-----+-----+-----
1 | 2 | 2 | -1 | 0 | 0
2 | 2 | 5 | 4 | 1 | 1
3 | 2 | 6 | 8 | 1 | 2
4 | 2 | 10 | 10 | 1 | 2
5 | 2 | 9 | 9 | 1 | 3
6 | 2 | 11 | 11 | 1 | 3
7 | 13 | 13 | -1 | 0 | 0
(7 rows)
```

Example:

For queries marked as `undirected` with `cost` column

The examples in this section use the following **Network for queries marked as undirected and only cost column is used**

```
SELECT * FROM pgr_drivingDistance(
  'SELECT id, source, target, cost FROM edge_table',
  2, 3, false
);
```

seq	node	edge	cost	agg_cost
1	2	-1	0	0
2	1	1	1	1
3	5	4	1	1
4	6	8	1	2
5	8	7	1	2
6	10	10	1	2
7	3	5	1	3
8	7	6	1	3
9	9	9	1	3
10	11	12	1	3
11	13	14	1	3

(11 rows)

```
SELECT * FROM pgr_drivingDistance(
  'SELECT id, source, target, cost FROM edge_table',
  13, 3, false
);
```

seq	node	edge	cost	agg_cost
1	13	-1	0	0
2	10	14	1	1
3	5	10	1	2
4	11	12	1	2
5	2	4	1	3
6	6	8	1	3
7	8	7	1	3
8	12	13	1	3

(8 rows)

```
SELECT * FROM pgr_drivingDistance(
  'SELECT id, source, target, cost FROM edge_table',
  array[2,13], 3, false
);
```

seq	from_v	node	edge	cost	agg_cost
1	2	2	-1	0	0
2	2	1	1	1	1
3	2	5	4	1	1
4	2	6	8	1	2
5	2	8	7	1	2
6	2	10	10	1	2
7	2	3	5	1	3
8	2	7	6	1	3
9	2	9	9	1	3
10	2	11	12	1	3
11	2	13	14	1	3
12	13	13	-1	0	0
13	13	10	14	1	1
14	13	5	10	1	2
15	13	11	12	1	2
16	13	2	4	1	3
17	13	6	8	1	3
18	13	8	7	1	3
19	13	12	13	1	3

(19 rows)

```
SELECT * FROM pgr_drivingDistance(
  'SELECT id, source, target, cost FROM edge_table',
  array[2,13], 3, false, equicost:=true
);
```

seq	from_v	node	edge	cost	agg_cost
1	2	2	-1	0	0
2	2	1	1	1	1
3	2	5	4	1	1
4	2	6	8	1	2
5	2	8	7	1	2
6	2	3	5	1	3
7	2	7	6	1	3
8	2	9	9	1	3
9	13	13	-1	0	0
10	13	10	14	1	1
11	13	11	12	1	2
12	13	12	13	1	3

(12 rows)

See Also

- **pgr_alphaShape** - Alpha shape computation
- **Sample Data** network.

Indices and tables

- [Index](#)
- [Search Page](#)

- **Supported versions:** **Latest (3.3)** **3.2** **3.1** **3.0**
- **Unsupported versions:** **2.6** **2.5** **2.4** **2.3** **2.2** **2.1** **2.0**

pgr_KSP

pgr_KSP — Returns the “K” shortest paths.



Boost Graph Inside

Availability

- Version 2.1.0
 - Signature change
 - Old signature no longer supported
- Version 2.0.0
 - **Official** function

Description

The K shortest path routing algorithm based on Yen’s algorithm. “K” is the number of shortest paths desired.

Signatures

Summary

```
pgr_KSP(edges_sql, start_vid, end_vid, K [, directed] [, heap_paths])
RETURNS SET OF (seq, path_id, path_seq, node, edge, cost, agg_cost) or EMPTY SET
```

Using defaults

```
pgr_ksp(edges_sql, start_vid, end_vid, K);
RETURNS SET OF (seq, path_id, path_seq, node, edge, cost, agg_cost) or EMPTY SET
```

Example:
TBD

Complete Signature

```
pgr_KSP(edges_sql, start_vid, end_vid, K [, directed] [, heap_paths])
RETURNS SET OF (seq, path_id, path_seq, node, edge, cost, agg_cost) or EMPTY SET
```

Example:
TBD

Parameters

Column	Type	Description
edges_sql	<code>TEXT</code>	SQL query as described above.
start_vid	<code>BIGINT</code>	Identifier of the starting vertex.
end_vid	<code>BIGINT</code>	Identifier of the ending vertex.
k	<code>INTEGER</code>	The desired number of paths.
directed	<code>BOOLEAN</code>	(optional). When <code>false</code> the graph is considered as Undirected. Default is <code>true</code> which considers the graph as Directed.
heap_paths	<code>BOOLEAN</code>	(optional). When <code>true</code> returns all the paths stored in the process heap. Default is <code>false</code> which only returns <code>k</code> paths.

Roughly, if the shortest path has `N` edges, the heap will contain about `N * k` paths for small value of `k` and `k > 1`.

Inner query

Column	Type	Default	Description
id	ANY-INTEGER		Identifier of the edge.
source	ANY-INTEGER		Identifier of the first end point vertex of the edge.
target	ANY-INTEGER		Identifier of the second end point vertex of the edge.
cost	ANY-NUMERICAL		Weight of the edge (<i>source</i> , <i>target</i>) <ul style="list-style-type: none">When negative: edge (<i>source</i>, <i>target</i>) does not exist, therefore it's not part of the graph.
reverse_cost	ANY-NUMERICAL	-1	Weight of the edge (<i>target</i> , <i>source</i>), <ul style="list-style-type: none">When negative: edge (<i>target</i>, <i>source</i>) does not exist, therefore it's not part of the graph.

Where:

ANY-INTEGER:

SMALLINT, INTEGER, BIGINT

ANY-NUMERICAL:

SMALLINT, INTEGER, BIGINT, REAL, FLOAT

Result Columns

Returns set of (seq, path_seq, path_id, node, edge, cost, agg_cost)

Column	Type	Description
seq	INTEGER	Sequential value starting from 1 .
path_seq	INTEGER	Relative position in the path of <code>node</code> and <code>edge</code> . Has value 1 for the beginning of a path.
path_id	BIGINT	Path identifier. The ordering of the paths For two paths <i>i</i> , <i>j</i> if <i>i</i> < <i>j</i> then <code>agg_cost(i) <= agg_cost(j)</code> .
node	BIGINT	Identifier of the node in the path.
edge	BIGINT	Identifier of the edge used to go from <code>node</code> to the next node in the path sequence. -1 for the last node of the route.
cost	FLOAT	Cost to traverse from <code>node</code> using <code>edge</code> to the next node in the path sequence.
agg_cost	FLOAT	Aggregate cost from <code>start_vid</code> to <code>node</code> .

Additional Examples

Example:

To handle the one flag to choose signatures

The examples in this section use the following **Network for queries marked as directed and cost and reverse_cost columns are used**

```

SELECT * FROM pgr_KSP(
  'SELECT id, source, target, cost, reverse_cost FROM edge_table',
  2, 12, 2,
  directed:=true
);
seq | path_id | path_seq | node | edge | cost | agg_cost
-----+-----+-----+-----+-----+-----+-----
1 | 1 | 1 | 1 | 2 | 4 | 1 | 0
2 | 1 | 2 | 5 | 8 | 1 | 1
3 | 1 | 3 | 6 | 9 | 1 | 2
4 | 1 | 4 | 9 | 15 | 1 | 3
5 | 1 | 5 | 12 | -1 | 0 | 4
6 | 2 | 1 | 2 | 4 | 1 | 0
7 | 2 | 2 | 5 | 8 | 1 | 1
8 | 2 | 3 | 6 | 11 | 1 | 2
9 | 2 | 4 | 11 | 13 | 1 | 3
10 | 2 | 5 | 12 | -1 | 0 | 4
(10 rows)

```

```

SELECT * FROM pgr_KSP(
  'SELECT id, source, target, cost, reverse_cost FROM edge_table',
  2, 12, 2
);
seq | path_id | path_seq | node | edge | cost | agg_cost
-----+-----+-----+-----+-----+-----+-----
1 | 1 | 1 | 1 | 2 | 4 | 1 | 0
2 | 1 | 2 | 5 | 8 | 1 | 1
3 | 1 | 3 | 6 | 9 | 1 | 2
4 | 1 | 4 | 9 | 15 | 1 | 3
5 | 1 | 5 | 12 | -1 | 0 | 4
6 | 2 | 1 | 2 | 4 | 1 | 0
7 | 2 | 2 | 5 | 8 | 1 | 1
8 | 2 | 3 | 6 | 11 | 1 | 2
9 | 2 | 4 | 11 | 13 | 1 | 3
10 | 2 | 5 | 12 | -1 | 0 | 4
(10 rows)

```

Example:

For queries marked as `directed` with `cost` and `reverse_cost` columns

The examples in this section use the following **Network for queries marked as directed and cost and reverse_cost columns are used**

```

SELECT * FROM pgr_KSP(
  'SELECT id, source, target, cost, reverse_cost FROM edge_table',
  2, 12, 2
);
seq | path_id | path_seq | node | edge | cost | agg_cost
-----+-----+-----+-----+-----+-----+-----
1 | 1 | 1 | 2 | 4 | 1 | 0
2 | 1 | 2 | 5 | 8 | 1 | 1
3 | 1 | 3 | 6 | 9 | 1 | 2
4 | 1 | 4 | 9 | 15 | 1 | 3
5 | 1 | 5 | 12 | -1 | 0 | 4
6 | 2 | 1 | 2 | 4 | 1 | 0
7 | 2 | 2 | 5 | 8 | 1 | 1
8 | 2 | 3 | 6 | 11 | 1 | 2
9 | 2 | 4 | 11 | 13 | 1 | 3
10 | 2 | 5 | 12 | -1 | 0 | 4
(10 rows)

```

```

SELECT * FROM pgr_KSP(
  'SELECT id, source, target, cost, reverse_cost FROM edge_table',
  2, 12, 2, heap_paths:=true
);
seq | path_id | path_seq | node | edge | cost | agg_cost
-----+-----+-----+-----+-----+-----+-----
1 | 1 | 1 | 2 | 4 | 1 | 0
2 | 1 | 2 | 5 | 8 | 1 | 1
3 | 1 | 3 | 6 | 9 | 1 | 2
4 | 1 | 4 | 9 | 15 | 1 | 3
5 | 1 | 5 | 12 | -1 | 0 | 4
6 | 2 | 1 | 2 | 4 | 1 | 0
7 | 2 | 2 | 5 | 8 | 1 | 1
8 | 2 | 3 | 6 | 11 | 1 | 2
9 | 2 | 4 | 11 | 13 | 1 | 3
10 | 2 | 5 | 12 | -1 | 0 | 4
11 | 3 | 1 | 2 | 4 | 1 | 0
12 | 3 | 2 | 5 | 10 | 1 | 1
13 | 3 | 3 | 10 | 12 | 1 | 2
14 | 3 | 4 | 11 | 13 | 1 | 3
15 | 3 | 5 | 12 | -1 | 0 | 4
(15 rows)

```

```

SELECT * FROM pgr_KSP(
  'SELECT id, source, target, cost, reverse_cost FROM edge_table',
  2, 12, 2, true, true
);
seq | path_id | path_seq | node | edge | cost | agg_cost
-----+-----+-----+-----+-----+-----+-----
1 | 1 | 1 | 2 | 4 | 1 | 0
2 | 1 | 2 | 5 | 8 | 1 | 1
3 | 1 | 3 | 6 | 9 | 1 | 2
4 | 1 | 4 | 9 | 15 | 1 | 3
5 | 1 | 5 | 12 | -1 | 0 | 4
6 | 2 | 1 | 2 | 4 | 1 | 0
7 | 2 | 2 | 5 | 8 | 1 | 1
8 | 2 | 3 | 6 | 11 | 1 | 2
9 | 2 | 4 | 11 | 13 | 1 | 3
10 | 2 | 5 | 12 | -1 | 0 | 4
11 | 3 | 1 | 2 | 4 | 1 | 0
12 | 3 | 2 | 5 | 10 | 1 | 1
13 | 3 | 3 | 10 | 12 | 1 | 2
14 | 3 | 4 | 11 | 13 | 1 | 3
15 | 3 | 5 | 12 | -1 | 0 | 4
(15 rows)

```

Examples:

For queries marked as `undirected` with `cost` and `reverse_cost` columns

The examples in this section use the following **Network for queries marked as undirected and cost and reverse_cost columns are used**

```

SELECT * FROM pgr_KSP(
  'SELECT id, source, target, cost, reverse_cost FROM edge_table',
  2, 12, 2, directed:=false
);
seq | path_id | path_seq | node | edge | cost | agg_cost
-----+-----+-----+-----+-----+-----+-----
1 | 1 | 1 | 2 | 2 | 1 | 0
2 | 1 | 2 | 3 | 3 | 1 | 1
3 | 1 | 3 | 4 | 16 | 1 | 2
4 | 1 | 4 | 9 | 15 | 1 | 3
5 | 1 | 5 | 12 | -1 | 0 | 4
6 | 2 | 1 | 2 | 4 | 1 | 0
7 | 2 | 2 | 5 | 10 | 1 | 1
8 | 2 | 3 | 10 | 12 | 1 | 2
9 | 2 | 4 | 11 | 13 | 1 | 3
10 | 2 | 5 | 12 | -1 | 0 | 4
(10 rows)

```

```

SELECT * FROM pgr_KSP(
  'SELECT id, source, target, cost, reverse_cost FROM edge_table',
  2, 12, 2, false, true
);
seq | path_id | path_seq | node | edge | cost | agg_cost
-----+-----+-----+-----+-----+-----+-----
1 | 1 | 1 | 2 | 2 | 1 | 0
2 | 1 | 2 | 3 | 3 | 1 | 1
3 | 1 | 3 | 4 | 16 | 1 | 2
4 | 1 | 4 | 9 | 15 | 1 | 3
5 | 1 | 5 | 12 | -1 | 0 | 4
6 | 2 | 1 | 2 | 4 | 1 | 0
7 | 2 | 2 | 5 | 8 | 1 | 1
8 | 2 | 3 | 6 | 11 | 1 | 2
9 | 2 | 4 | 11 | 13 | 1 | 3
10 | 2 | 5 | 12 | -1 | 0 | 4
11 | 3 | 1 | 2 | 4 | 1 | 0
12 | 3 | 2 | 5 | 10 | 1 | 1
13 | 3 | 3 | 10 | 12 | 1 | 2
14 | 3 | 4 | 11 | 13 | 1 | 3
15 | 3 | 5 | 12 | -1 | 0 | 4
16 | 4 | 1 | 2 | 4 | 1 | 0
17 | 4 | 2 | 5 | 10 | 1 | 1
18 | 4 | 3 | 10 | 12 | 1 | 2
19 | 4 | 4 | 11 | 11 | 1 | 3
20 | 4 | 5 | 6 | 9 | 1 | 4
21 | 4 | 6 | 9 | 15 | 1 | 5
22 | 4 | 7 | 12 | -1 | 0 | 6
(22 rows)

```

Example:

For queries marked as `directed` with `cost` column

The examples in this section use the following **Network for queries marked as directed and only cost column is used**

```
SELECT * FROM pgr_KSP(
  'SELECT id, source, target, cost FROM edge_table',
  2, 3, 2
);
seq | path_id | path_seq | node | edge | cost | agg_cost
-----+-----+-----+-----+-----+-----+-----
(0 rows)
```

```
SELECT * FROM pgr_KSP(
  'SELECT id, source, target, cost FROM edge_table',
  2, 12, 2
);
seq | path_id | path_seq | node | edge | cost | agg_cost
-----+-----+-----+-----+-----+-----+-----
1 | 1 | 1 | 1 | 2 | 4 | 1 | 0
2 | 1 | 2 | 5 | 8 | 1 | 1
3 | 1 | 3 | 6 | 9 | 1 | 2
4 | 1 | 4 | 9 | 15 | 1 | 3
5 | 1 | 5 | 12 | -1 | 0 | 4
6 | 2 | 1 | 2 | 4 | 1 | 0
7 | 2 | 2 | 5 | 8 | 1 | 1
8 | 2 | 3 | 6 | 11 | 1 | 2
9 | 2 | 4 | 11 | 13 | 1 | 3
10 | 2 | 5 | 12 | -1 | 0 | 4
(10 rows)
```

```
SELECT * FROM pgr_KSP(
  'SELECT id, source, target, cost FROM edge_table',
  2, 12, 2, heap_paths:=true
);
seq | path_id | path_seq | node | edge | cost | agg_cost
-----+-----+-----+-----+-----+-----+-----
1 | 1 | 1 | 1 | 2 | 4 | 1 | 0
2 | 1 | 2 | 5 | 8 | 1 | 1
3 | 1 | 3 | 6 | 9 | 1 | 2
4 | 1 | 4 | 9 | 15 | 1 | 3
5 | 1 | 5 | 12 | -1 | 0 | 4
6 | 2 | 1 | 2 | 4 | 1 | 0
7 | 2 | 2 | 5 | 8 | 1 | 1
8 | 2 | 3 | 6 | 11 | 1 | 2
9 | 2 | 4 | 11 | 13 | 1 | 3
10 | 2 | 5 | 12 | -1 | 0 | 4
11 | 3 | 1 | 2 | 4 | 1 | 0
12 | 3 | 2 | 5 | 10 | 1 | 1
13 | 3 | 3 | 10 | 12 | 1 | 2
14 | 3 | 4 | 11 | 13 | 1 | 3
15 | 3 | 5 | 12 | -1 | 0 | 4
(15 rows)
```

```
SELECT * FROM pgr_KSP(
  'SELECT id, source, target, cost FROM edge_table',
  2, 12, 2, true, true
);
seq | path_id | path_seq | node | edge | cost | agg_cost
-----+-----+-----+-----+-----+-----+-----
1 | 1 | 1 | 1 | 2 | 4 | 1 | 0
2 | 1 | 2 | 5 | 8 | 1 | 1
3 | 1 | 3 | 6 | 9 | 1 | 2
4 | 1 | 4 | 9 | 15 | 1 | 3
5 | 1 | 5 | 12 | -1 | 0 | 4
6 | 2 | 1 | 2 | 4 | 1 | 0
7 | 2 | 2 | 5 | 8 | 1 | 1
8 | 2 | 3 | 6 | 11 | 1 | 2
9 | 2 | 4 | 11 | 13 | 1 | 3
10 | 2 | 5 | 12 | -1 | 0 | 4
11 | 3 | 1 | 2 | 4 | 1 | 0
12 | 3 | 2 | 5 | 10 | 1 | 1
13 | 3 | 3 | 10 | 12 | 1 | 2
14 | 3 | 4 | 11 | 13 | 1 | 3
15 | 3 | 5 | 12 | -1 | 0 | 4
(15 rows)
```

Example:

For queries marked as `undirected` with `cost` column

The examples in this section use the following **Network for queries marked as undirected and only cost column is used**

```
SELECT * FROM pgr_KSP(
  'SELECT id, source, target, cost FROM edge_table',
  2, 12, 2, directed:=false
);
```

seq	path_id	path_seq	node	edge	cost	agg_cost
1	1	1	2	4	1	0
2	1	2	5	8	1	1
3	1	3	6	9	1	2
4	1	4	9	15	1	3
5	1	5	12	-1	0	4
6	2	1	2	4	1	0
7	2	2	5	8	1	1
8	2	3	6	11	1	2
9	2	4	11	13	1	3
10	2	5	12	-1	0	4

(10 rows)

```
SELECT * FROM pgr_KSP(
  'SELECT id, source, target, cost FROM edge_table',
  2, 12, 2, directed:=false, heap_paths:=true
);
```

seq	path_id	path_seq	node	edge	cost	agg_cost
1	1	1	2	4	1	0
2	1	2	5	8	1	1
3	1	3	6	9	1	2
4	1	4	9	15	1	3
5	1	5	12	-1	0	4
6	2	1	2	4	1	0
7	2	2	5	8	1	1
8	2	3	6	11	1	2
9	2	4	11	13	1	3
10	2	5	12	-1	0	4
11	3	1	2	4	1	0
12	3	2	5	10	1	1
13	3	3	10	12	1	2
14	3	4	11	13	1	3
15	3	5	12	-1	0	4

(15 rows)

See Also

- https://en.wikipedia.org/wiki/K_shortest_path_routing
- **Sample Data** network.

Indices and tables

- **Index**
- **Search Page**

- **Supported versions:** **Latest (3.3)** **3.2** **3.1** **3.0**
- **Unsupported versions:** **2.6** **2.5** **2.4** **2.3** **2.2**

`pgr_dijkstraVia` - Proposed

`pgr_dijkstraVia` — Using dijkstra algorithm, it finds the route that goes through a list of vertices.



Warning

Proposed functions for next mayor release.

- They are not officially in the current release.
- They will likely officially be part of the next mayor release:
 - The functions make use of ANY-INTEGER and ANY-NUMERICAL
 - Name might not change. (But still can)
 - Signature might not change. (But still can)
 - Functionality might not change. (But still can)
 - pgTap tests have being done. But might need more.
 - Documentation might need refinement.



Availability

- Version 2.2.0
 - New **proposed** function

Description

Given a list of vertices and a graph, this function is equivalent to finding the shortest path between (vertex_i) and (vertex_{i+1}) for all (i < size_of(vertex_via)).

The paths represents the sections of the route.

Signatures

Summary

```
pgr_dijkstraVia(edges_sql, via_vertices [, directed] [, strict] [, U_turn_on_edge])
RETURNS SET OF (seq, path_pid, path_seq, start_vid, end_vid,
                node, edge, cost, agg_cost, route_agg_cost)
OR EMPTY SET
```

Using default

```
pgr_dijkstraVia(edges_sql, via_vertices)
RETURNS SET OF (seq, path_pid, path_seq, start_vid, end_vid,
                node, edge, cost, agg_cost, route_agg_cost)
OR EMPTY SET
```

Example:

Find the route that visits the vertices ({ 1, 3, 9}) in that order

```
SELECT * FROM pgr_dijkstraVia(
  'SELECT id, source, target, cost, reverse_cost FROM edge_table order by id',
  ARRAY[1, 3, 9]
);
seq | path_id | path_seq | start_vid | end_vid | node | edge | cost | agg_cost | route_agg_cost
-----+-----+-----+-----+-----+-----+-----+-----+-----+-----
1 | 1 | 1 | 1 | 3 | 3 | 1 | 1 | 0 | 0
2 | 1 | 2 | 1 | 3 | 3 | 2 | 4 | 1 | 1
3 | 1 | 3 | 1 | 3 | 3 | 5 | 8 | 1 | 2
4 | 1 | 4 | 1 | 3 | 3 | 6 | 9 | 1 | 3
5 | 1 | 5 | 1 | 3 | 3 | 9 | 16 | 1 | 4
6 | 1 | 6 | 1 | 3 | 3 | 4 | 3 | 1 | 5
7 | 1 | 7 | 1 | 3 | 3 | 3 | -1 | 0 | 6
8 | 2 | 1 | 3 | 9 | 3 | 5 | 1 | 0 | 6
9 | 2 | 2 | 3 | 9 | 3 | 6 | 9 | 1 | 7
10 | 2 | 3 | 3 | 9 | 3 | 9 | -2 | 0 | 8
(10 rows)
```

Complete Signature

```
pgr_dijkstraVia(edges_sql, via_vertices [, directed] [, strict] [, U_turn_on_edge])
RETURNS SET OF (seq, path_pid, path_seq, start_vid, end_vid,
                node, edge, cost, agg_cost, route_agg_cost)
OR EMPTY SET
```

Example:

Find the route that visits the vertices ({ 1, 3, 9}) in that order on an **undirected** graph, avoiding U-turns when possible


```
SELECT * FROM pgr_dijkstraVia(
'SELECT id, source, target, cost, reverse_cost FROM edge_table order by id',
ARRAY[1, 3, 9]
);
seq | path_id | path_seq | start_vid | end_vid | node | edge | cost | agg_cost | route_agg_cost
-----+-----+-----+-----+-----+-----+-----+-----+-----+-----
1 | 1 | 1 | 1 | 3 | 1 | 1 | 1 | 0 | 0
2 | 1 | 2 | 1 | 3 | 2 | 4 | 1 | 1 | 1
3 | 1 | 3 | 1 | 3 | 3 | 5 | 8 | 1 | 2
4 | 1 | 4 | 1 | 3 | 6 | 9 | 1 | 3 | 3
5 | 1 | 5 | 1 | 3 | 9 | 16 | 1 | 4 | 4
6 | 1 | 6 | 1 | 3 | 4 | 3 | 1 | 5 | 5
7 | 1 | 7 | 1 | 3 | 3 | -1 | 0 | 6 | 6
8 | 2 | 1 | 3 | 9 | 3 | 5 | 1 | 0 | 6
9 | 2 | 2 | 3 | 9 | 6 | 9 | 1 | 1 | 7
10 | 2 | 3 | 3 | 9 | 9 | -2 | 0 | 2 | 8
(10 rows)

/* -- q0 */
SELECT * FROM pgr_dijkstraVia(
'SELECT id, source, target, cost, reverse_cost FROM edge_table order by id',
ARRAY[1, 3, 9], false, strict:=true, U_turn_on_edge:=false
);
seq | path_id | path_seq | start_vid | end_vid | node | edge | cost | agg_cost | route_agg_cost
-----+-----+-----+-----+-----+-----+-----+-----+-----+-----
1 | 1 | 1 | 1 | 3 | 1 | 1 | 1 | 0 | 0
2 | 1 | 2 | 1 | 3 | 2 | 2 | 1 | 1 | 1
3 | 1 | 3 | 1 | 3 | 3 | -1 | 0 | 2 | 2
4 | 2 | 1 | 3 | 9 | 3 | 3 | 1 | 0 | 2
5 | 2 | 2 | 3 | 9 | 4 | 16 | 1 | 1 | 3
6 | 2 | 3 | 3 | 9 | 9 | -2 | 0 | 2 | 4
(6 rows)
```

Parameters

Parameter	Type	Default	Description
edges_sql	TEXT		SQL query as described above.
via_vertices	ARRAY[ANY-INTEGER]		Array of ordered vertices identifiers that are going to be visited.
directed	BOOLEAN	true	<ul style="list-style-type: none">When true Graph is considered <i>Directed</i>When false the graph is considered as Undirected.
strict	BOOLEAN	false	<ul style="list-style-type: none">When false ignores missing paths returning all paths foundWhen true if a path is missing stops and returns <i>EMPTY SET</i>
U_turn_on_edge	BOOLEAN	true	<ul style="list-style-type: none">When true departing from a visited vertex will not try to avoid using the edge used to reach it. In other words, U turn using the edge with same <i>id</i> is allowed.When false when a departing from a visited vertex tries to avoid using the edge used to reach it. In other words, U turn using the edge with same <i>id</i> is used when no other path is found.

Inner query

Column	Type	Default	Description
id	ANY-INTEGER		Identifier of the edge.
source	ANY-INTEGER		Identifier of the first end point vertex of the edge.
target	ANY-INTEGER		Identifier of the second end point vertex of the edge.
cost	ANY-NUMERICAL		Weight of the edge (<i>source</i> , <i>target</i>) <ul style="list-style-type: none">When negative: edge (<i>source</i>, <i>target</i>) does not exist, therefore it's not part of the graph.
reverse_cost	ANY-NUMERICAL	-1	Weight of the edge (<i>target</i> , <i>source</i>), <ul style="list-style-type: none">When negative: edge (<i>target</i>, <i>source</i>) does not exist, therefore it's not part of the graph.

Where:

ANY-INTEGER:
SMALLINT, INTEGER, BIGINT
ANY-NUMERICAL:
SMALLINT, INTEGER, BIGINT, REAL, FLOAT

Return Columns

Returns set of (start_vid, end_vid, agg_cost)

Column	Type	Description
--------	------	-------------

Column	Type	Description
seq	BIGINT	Sequential value starting from 1.
path_pid	BIGINT	Identifier of the path.
path_seq	BIGINT	Sequential value starting from 1 for the path.
start_vid	BIGINT	Identifier of the starting vertex of the path.
end_vid	BIGINT	Identifier of the ending vertex of the path.
node	BIGINT	Identifier of the node in the path from start_vid to end_vid.
edge	BIGINT	Identifier of the edge used to go from node to the next node in the path sequence. -1 for the last node of the path. -2 for the last node of the route.
cost	FLOAT	Cost to traverse from node using edge to the next node in the route sequence.
agg_cost	FLOAT	Total cost from start_vid to end_vid of the path.
route_agg_cost	FLOAT	Total cost from start_vid of path_pid = 1 to end_vid of the current path_pid .

Additional Examples

Example 1:

Find the route that visits the vertices\(\{1, 5, 3, 9, 4\}\) in that order

```
SELECT * FROM pgr_dijkstraVia(
  'SELECT id, source, target, cost, reverse_cost FROM edge_table order by id',
  ARRAY[1, 5, 3, 9, 4]
);
```

seq	path_id	path_seq	start_vid	end_vid	node	edge	cost	agg_cost	route_agg_cost
1	1	1	1	5	1	1	1	0	0
2	1	2	1	5	2	4	1	1	1
3	1	3	1	5	5	-1	0	2	2
4	2	1	5	3	5	8	1	0	2
5	2	2	5	3	6	9	1	1	3
6	2	3	5	3	9	16	1	2	4
7	2	4	5	3	4	3	1	3	5
8	2	5	5	3	3	-1	0	4	6
9	3	1	3	9	3	5	1	0	6
10	3	2	3	9	6	9	1	1	7
11	3	3	3	9	9	-1	0	2	8
12	4	1	9	4	9	16	1	0	8
13	4	2	9	4	4	-2	0	1	9

(13 rows)

Example 2:

What's the aggregate cost of the third path?

```
SELECT agg_cost FROM pgr_dijkstraVia(
  'SELECT id, source, target, cost, reverse_cost FROM edge_table order by id',
  ARRAY[1, 5, 3, 9, 4]
)
WHERE path_id = 3 AND edge < 0;
agg_cost
-----
      2
(1 row)
```

Example 3:

What's the route's aggregate cost of the route at the end of the third path?

```
SELECT route_agg_cost FROM pgr_dijkstraVia(
  'SELECT id, source, target, cost, reverse_cost FROM edge_table order by id',
  ARRAY[1, 5, 3, 9, 4]
)
WHERE path_id = 3 AND edge < 0;
route_agg_cost
-----
      8
(1 row)
```

Example 4:

How are the nodes visited in the route?

```

SELECT row_number() over () as node_seq, node
FROM pgr_dijkstraVia(
  'SELECT id, source, target, cost, reverse_cost FROM edge_table order by id',
  ARRAY[1, 5, 3, 9, 4]
)
WHERE edge <> -1 ORDER BY seq;
node_seq | node
-----+-----
1 | 1
2 | 2
3 | 5
4 | 6
5 | 9
6 | 4
7 | 3
8 | 6
9 | 9
10 | 4
(10 rows)

```

Example 5:

What are the aggregate costs of the route when the visited vertices are reached?

```

SELECT path_id, route_agg_cost FROM pgr_dijkstraVia(
  'SELECT id, source, target, cost, reverse_cost FROM edge_table order by id',
  ARRAY[1, 5, 3, 9, 4]
)
WHERE edge < 0;
path_id | route_agg_cost
-----+-----
1 | 2
2 | 6
3 | 8
4 | 9
(4 rows)

```

Example 6:

Show the route's seq and aggregate cost and a status of “passes in front” or “visits” node\9\)

```

SELECT seq, route_agg_cost, node, agg_cost,
CASE WHEN edge = -1 THEN 'visits'
ELSE 'passes in front'
END as status
FROM pgr_dijkstraVia(
  'SELECT id, source, target, cost, reverse_cost FROM edge_table order by id',
  ARRAY[1, 5, 3, 9, 4]
)
WHERE node = 9 and (agg_cost <> 0 or seq = 1);
seq | route_agg_cost | node | agg_cost | status
-----+-----+-----+-----+-----
6 | 4 | 9 | 2 | passes in front
11 | 8 | 9 | 2 | visits
(2 rows)

ROLLBACK;
ROLLBACK

```

See Also

- https://en.wikipedia.org/wiki/Dijkstra%27s_algorithm
- **Sample Data** network.

Indices and tables

- **Index**
- **Search Page**

- **Supported versions: Latest (3.3) 3.2**

pgr_dijkstraNear - Proposed

`pgr_dijkstraNear` — Using dijkstra algorithm, finds the route that leads to the nearest vertex.



Warning

Proposed functions for next mayor release.

- They are not officially in the current release.
- They will likely officially be part of the next mayor release:

- The functions make use of ANY-INTEGER and ANY-NUMERICAL
- Name might not change. (But still can)
- Signature might not change. (But still can)
- Functionality might not change. (But still can)
- pgTap tests have being done. But might need more.
- Documentation might need refinement.



Boost Graph Inside

Availability

- Version 3.3.0
 - Promoted to **proposed** function
- Version 3.2.0
 - New **experimental** function

Description

Given a graph, a starting vertex and a set of ending vertices, this function finds the shortest path from the starting vertex to the nearest ending vertex.

Characteristics

- Uses Dijkstra algorithm.
- Works for **directed** and **undirected** graphs.
- When there are more than one path to the same vertex with same cost:
 - The algorithm will return just one path
- Optionally allows to find more than one path.
 - When more than one path is to be returned:
 - Results are sorted in increasing order of:
 - aggregate cost
 - Within the same value of aggregate costs:
 - results are sorted by (source, target)
- Running time: Dijkstra running time: $O((|E| + |V|)\log|V|)$
 - One to Many: $\backslash(drt)$
 - Many to One: $\backslash(drt)$
 - Many to Many: $\backslash(drt * |Starting\ vids|)$
 - Combinations: $\backslash(drt * |Starting\ vids|)$

Signatures

Summary

```
pgr_dijkstraNear(Edges SQL, Start vid, End vids [, directed] [, cap])
pgr_dijkstraNear(Edges SQL, Start vids, End vid [, directed] [, cap])
pgr_dijkstraNear(Edges SQL, Start vids, End vids [, directed] [, cap], [global])
pgr_dijkstraNear(Edges SQL, Combinations SQL [, directed] [, cap], [global])
RETURNS SET OF (seq, path_seq, start_vid, end_vid, node, edge, cost, agg_cost)
OR EMPTY SET
```

One to Many

```
pgr_dijkstraNear(Edges SQL, Start vid, End vids [, directed] [, cap])
RETURNS SET OF (seq, path_seq, start_vid, end_vid, node, edge, cost, agg_cost)
OR EMPTY SET
```

Example:

Departing on car from vertex $\backslash(2)$ find the nearest subway station.

- Using a **directed** graph for car routing.
- The subway stations are on the following vertices $\backslash(\{ 3, 6, 7\})$
- The defaults used:
 - *directed* => *true*
 - *cap* => *1*

```

1 SELECT * FROM pgr_dijkstraNear(
2   'SELECT id, source, target, cost, reverse_cost FROM edge_table',
3   2, ARRAY[3, 6, 7]
4 );
5 seq | path_seq | start_vid | end_vid | node | edge | cost | agg_cost
6 -----+-----+-----+-----+-----+-----+-----+-----
7 1 | 1 | 1 | 2 | 6 | 2 | 4 | 1 | 0
8 2 | 2 | 2 | 2 | 6 | 5 | 8 | 1 | 1
9 3 | 3 | 3 | 2 | 6 | 6 | -1 | 0 | 2
10 (3 rows)
11

```

The result shows that station at vertex\{(6)\} is the nearest.

Many to One

```

pgr_dijkstraNear(Edges SQL, Start vids, End vid [, directed] [, cap])
RETURNS SET OF (seq, path_seq, start_vid, end_vid, node, edge, cost, agg_cost)
OR EMPTY SET

```

Example:

Departing on a car from a subway station find the nearest **two** stations to vertex\{(2)\}

- Using a **directed** graph for car routing.
- The subway stations are on the following vertices\(\{ 3, 6, 7\}\)
- On line 4: using the positional parameter: *directed* set to `true`
- In line 5: using named parameter *cap* => 2

```

1 SELECT * FROM pgr_dijkstraNear(
2   'SELECT id, source, target, cost, reverse_cost FROM edge_table',
3   ARRAY[3, 6, 7], 2,
4   true,
5   cap => 2
6 );
7 seq | path_seq | start_vid | end_vid | node | edge | cost | agg_cost
8 -----+-----+-----+-----+-----+-----+-----+-----
9 1 | 1 | 1 | 3 | 2 | 3 | 2 | 1 | 0
10 2 | 2 | 2 | 3 | 2 | 2 | -1 | 0 | 1
11 3 | 1 | 6 | 2 | 6 | 8 | 1 | 0
12 4 | 2 | 6 | 2 | 5 | 4 | 1 | 1
13 5 | 3 | 6 | 2 | 2 | -1 | 0 | 2
14 (5 rows)
15

```

The result shows that station at vertex\{(3)\} is the nearest and the next best is\{(6)\}.

Many to Many

```

pgr_dijkstraNear(Edges SQL, Start vids, End vids [, directed] [, cap], [global])
RETURNS SET OF (seq, path_seq, start_vid, end_vid, node, edge, cost, agg_cost)
OR EMPTY SET

```

Example:

Find the best pedestrian connection between two lines of buses

- Using an **undirected** graph for pedestrian routing
- The first subway line stations stops are at\(\{3, 6, 7\}\)
- The second subway line stations are at\(\{4, 9\}\)
- On line 4: using the named parameter: *directed* => `false`
- The defaults used:
 - cap* => 1
 - global* => `true`

```

1 SELECT * FROM pgr_dijkstraNear(
2   'SELECT id, source, target, cost, reverse_cost FROM edge_table',
3   ARRAY[4, 9], ARRAY[3, 6, 7],
4   directed => false
5 );
6 seq | path_seq | start_vid | end_vid | node | edge | cost | agg_cost
7 -----+-----+-----+-----+-----+-----+-----+-----
8 1 | 1 | 1 | 4 | 3 | 4 | 3 | 1 | 0
9 2 | 2 | 2 | 4 | 3 | 3 | -1 | 0 | 1
10 (2 rows)
11

```

For a pedestrian the best connection is to get on/off is at vertex\{(3)\} of the first subway line and at vertex\{(4)\} of the second subway line.

Only *one* route is returned because *global* is `true` and *cap* is 1

Combinations

```
pgr_dijkstraNear(Edges SQL, Combinations SQL [, directed] [, cap], [global])
RETURNS SET OF (seq, path_seq, start_vid, end_vid, node, edge, cost, agg_cost)
OR EMPTY SET
```

Example:

Find the best car connection between all the stations of two subway lines

- Using a **directed** graph for car routing.
- The first subway line stations stops are at $\{3, 6, 7\}$
- The second subway line stations are at $\{4, 9\}$
- line 3 sets the start vertices to be from the first subway line and the ending vertices to be from the second subway line
- line 5 sets the start vertices to be from the first subway line and the ending vertices to be from the first subway line
- On line 6: using the named parameter is *global* => *false*
- The defaults used:
 - directed* => *true*
 - cap* => *1*

```
1 SELECT * FROM pgr_dijkstraNear(
2   'SELECT id, source, target, cost, reverse_cost FROM edge_table',
3   'SELECT unnest(ARRAY[3, 6, 7]) as source, target FROM (SELECT unnest(ARRAY[4, 9]) AS target) a
4   UNION
5   SELECT unnest(ARRAY[4, 9]), target FROM (SELECT unnest(ARRAY[3, 6, 7]) AS target) b',
6   global => false
7 );
8 seq | path_seq | start_vid | end_vid | node | edge | cost | agg_cost
9 -----+-----+-----+-----+-----+-----+-----+-----
10 1 | 1 | 4 | 3 | 4 | 3 | 1 | 0
11 2 | 2 | 4 | 3 | 3 | -1 | 0 | 1
12 3 | 1 | 6 | 9 | 6 | 9 | 1 | 0
13 4 | 2 | 6 | 9 | 9 | -1 | 0 | 1
14 5 | 1 | 9 | 6 | 9 | 9 | 1 | 0
15 6 | 2 | 9 | 6 | 6 | -1 | 0 | 1
16 7 | 1 | 3 | 9 | 3 | 5 | 1 | 0
17 8 | 2 | 3 | 9 | 6 | 9 | 1 | 1
18 9 | 3 | 3 | 9 | 9 | -1 | 0 | 2
19 10 | 1 | 7 | 9 | 7 | 6 | 1 | 0
20 11 | 2 | 7 | 9 | 8 | 7 | 1 | 1
21 12 | 3 | 7 | 9 | 5 | 8 | 1 | 2
22 13 | 4 | 7 | 9 | 6 | 9 | 1 | 3
23 14 | 5 | 7 | 9 | 9 | -1 | 0 | 4
24 (14 rows)
25
```

From the results:

- making a connection from the first subway line to the second:
 - $\{(3 \rightarrow 9) (6 \rightarrow 9) (7 \rightarrow 9)\}$ and the best one is $\{(6 \rightarrow 9)\}$ with a cost of $\{1\}$ (lines: 12 and 13)
- making a connection from the second subway line to the first:
 - $\{(4 \rightarrow 3) (9 \rightarrow 6)\}$ and both are equally good as they have the same cost. (lines: 10 and 11 and lines: 14 and 15)

Parameters

Parameter	Type	Default	Description
Edges SQL	TEXT		Edges query as described below
Combinations SQL	TEXT		<i>Combinations query</i> as described below
Start vid	BIGINT		Identifier of the starting vertex of the path.
Start vids	ARRAY[BIGINT]		Array of identifiers of starting vertices.
End vid	BIGINT		Identifier of the ending vertex of the path.
End vids	ARRAY[BIGINT]		Array of identifiers of ending vertices.
directed	BOOLEAN	true	<ul style="list-style-type: none"> When <i>true</i> the graph is considered <i>Directed</i> When <i>false</i> the graph is considered as <i>Undirected</i>.
cap	BIGINT	1	Find at most <i>cap</i> number of nearest shortest paths
global	BOOLEAN	true	<ul style="list-style-type: none"> When <i>true</i>: only <i>cap</i> limit results will be returned When <i>false</i>: <i>cap</i> limit per <i>Start vid</i> will be returned

Inner query

Edges query

Column	Type	Default	Description
id	ANY-INTEGER		Identifier of the edge.

Column	Type	Default	Description
source	ANY-INTEGER		Identifier of the first end point vertex of the edge.
target	ANY-INTEGER		Identifier of the second end point vertex of the edge.
cost	ANY-NUMERICAL		Weight of the edge (<i>source</i> , <i>target</i>) <ul style="list-style-type: none"> When negative: edge (<i>source</i>, <i>target</i>) does not exist, therefore it's not part of the graph.
reverse_cost	ANY-NUMERICAL	-1	Weight of the edge (<i>target</i> , <i>source</i>), <ul style="list-style-type: none"> When negative: edge (<i>target</i>, <i>source</i>) does not exist, therefore it's not part of the graph.

Where:

ANY-INTEGER:

SMALLINT, INTEGER, BIGINT

ANY-NUMERICAL:

SMALLINT, INTEGER, BIGINT, REAL, FLOAT

Combinations query

Column	Type	Default	Description
source	ANY-INTEGER		Identifier of the first end point vertex of the edge.
target	ANY-INTEGER		Identifier of the second end point vertex of the edge.

Where:

ANY-INTEGER:

SMALLINT, INTEGER, BIGINT

Return Columns

RETURNS SET OF (seq, path_seq, start_vid, end_vid, node, edge, cost, agg_cost) OR EMPTY SET

Column	Type	Description
seq	BIGINT	Sequential value starting from 1.
path_seq	BIGINT	Sequential value starting from 1 for each \((start_vid \text{ to } end_vid)\) path.
start_vid	BIGINT	Identifier of the starting vertex of the path.
end_vid	BIGINT	Identifier of the ending vertex of the path.
node	BIGINT	Identifier of the node at position <code>path_seq</code> in the \((start_vid \text{ to } end_vid)\) path.
edge	BIGINT	Identifier of the edge used to go from node at <code>path_seq</code> to the node at <code>path_seq + 1</code> in the \((start_vid \text{ to } end_vid)\) path. <ul style="list-style-type: none"> \(-1\)
cost	FLOAT	Cost to traverse from <code>node</code> using <code>edge</code> to the next node in the route sequence. <ul style="list-style-type: none"> \(0\)
agg_cost	FLOAT	Total cost of traversing \((start_vid \text{ to } node)\) section of the \((start_vid \text{ to } end_vid)\) path.

See Also

- **Dijkstra - Family of functions**
- **pgr_dijkstraNearCost - Proposed**
- **Sample Data** network.
- boost: https://www.boost.org/libs/graph/doc/table_of_contents.html
- Wikipedia: https://en.wikipedia.org/wiki/Dijkstra%27s_algorithm

Indices and tables

- **Index**
- **Search Page**

- **Supported versions: Latest (3.3) 3.2**



Warning

Proposed functions for next mayor release.

- They are not officially in the current release.
- They will likely officially be part of the next mayor release:
 - The functions make use of ANY-INTEGER and ANY-NUMERICAL
 - Name might not change. (But still can)
 - Signature might not change. (But still can)
 - Functionality might not change. (But still can)
 - pgTap tests have being done. But might need more.
 - Documentation might need refinement.



Boost Graph Inside

Availability

- Version 3.3.0
 - Promoted to **proposed** function
- Version 3.2.0
 - New **experimental** function

Description

Given a graph, a starting vertex and a set of ending vertices, this function finds the shortest path from the starting vertex to the nearest ending vertex.

Characteristics

- Uses Dijkstra algorithm.
- Works for **directed** and **undirected** graphs.
- When there are more than one path to the same vertex with same cost:
 - The algorithm will return just one path
- Optionally allows to find more than one path.
 - When more than one path is to be returned:
 - Results are sorted in increasing order of:
 - aggregate cost
 - Within the same value of aggregate costs:
 - results are sorted by (source, target)
- Running time: Dijkstra running time: $O((|E| + |V|)\log|V|)$
 - One to Many: $\backslash(drt)$
 - Many to One: $\backslash(drt)$
 - Many to Many: $\backslash(drt * |Starting\ vids|)$
 - Combinations: $\backslash(drt * |Starting\ vids|)$

Signatures

Summary

```
pgr_dijkstraNearCost(Edges SQL, Start vid, End vids [, directed] [, cap])
pgr_dijkstraNearCost(Edges SQL, Start vids, End vid [, directed] [, cap])
pgr_dijkstraNearCost(Edges SQL, Start vids, End vids [, directed] [, cap], [global])
pgr_dijkstraNearCost(Edges SQL, Combinations SQL [, directed] [, cap], [global])
RETURNS SET OF (start_vid, end_vid, agg_cost)
OR EMPTY SET
```

One to Many

```
pgr_dijkstraNearCost(Edges SQL, Start vid, End vids [, directed] [, cap])
RETURNS SET OF (start_vid, end_vid, agg_cost)
OR EMPTY SET
```


Example:

Departing on car from vertex\2\ find the nearest subway station.

- Using a **directed** graph for car routing.
- The subway stations are on the following vertices\(\{ 3, 6, 7\}\)
- The defaults used:
 - directed* => *true*
 - cap* => 1

```

1 SELECT * FROM pgr_dijkstraNearCost(
2   'SELECT id, source, target, cost, reverse_cost FROM edge_table',
3   2, ARRAY[3, 6, 7]
4 );
5 start_vid | end_vid | agg_cost
6 -----+-----+-----
7         2 |      6 |      2
8 (1 row)
9
```

The result shows that station at vertex\6\ is the nearest.

Many to One

```

pgr_dijkstraNearCost(Edges SQL, Start vids, End vid [, directed] [, cap])
RETURNS SET OF (start_vid, end_vid, agg_cost)
OR EMPTY SET
```

Example:

Departing on a car from a subway station find the nearest **two** stations to vertex\2\

- Using a **directed** graph for car routing.
- The subway stations are on the following vertices\(\{ 3, 6, 7\}\)
- On line 4: using the positional parameter: *directed* set to *true*
- In line 5: using named parameter *cap* => 2

```

1 SELECT * FROM pgr_dijkstraNearCost(
2   'SELECT id, source, target, cost, reverse_cost FROM edge_table',
3   ARRAY[3, 6, 7], 2,
4   true,
5   cap => 2
6 );
7 start_vid | end_vid | agg_cost
8 -----+-----+-----
9         3 |      2 |      1
10        6 |      2 |      2
11 (2 rows)
12
```

The result shows that station at vertex\3\ is the nearest and the next best is\6\.

Many to Many

```

pgr_dijkstraNearCost(Edges SQL, Start vids, End vids [, directed] [, cap], [global])
RETURNS SET OF (start_vid, end_vid, agg_cost)
OR EMPTY SET
```

Example:

Find the best pedestrian connection between two lines of buses

- Using an **undirected** graph for pedestrian routing
- The first subway line stations stops are at\(\{3, 6, 7\}\)
- The second subway line stations are at\(\{4, 9\}\)
- On line 4: using the named parameter: *directed* => *false*
- The defaults used:
 - cap* => 1
 - global* => *true*

```

1 SELECT * FROM pgr_dijkstraNearCost(
2   'SELECT id, source, target, cost, reverse_cost FROM edge_table',
3   ARRAY[4, 9], ARRAY[3, 6, 7],
4   directed => false
5 );
6 start_vid | end_vid | agg_cost
7 -----+-----+-----
8         4 |      3 |      1
9 (1 row)
10
```

For a pedestrian the best connection is to get on/off is at vertex(3) of the first subway line and at vertex(4) of the second subway line.

Only one route is returned because *global* is **true** and *cap* is 1

Combinations

```
pgr_dijkstraNearCost(Edges SQL, Combinations SQL [, directed] [, cap], [global])
RETURNS SET OF (start_vid, end_vid, agg_cost)
OR EMPTY SET
```

Example:

Find the best car connection between all the stations of two subway lines

- Using a **directed** graph for car routing.
- The first subway line stations stops are at({3, 6, 7})
- The second subway line stations are at({4, 9})
- line 3 sets the start vertices to be from the first subway line and the ending vertices to be from the second subway line
- line 5 sets the start vertices to be from the first subway line and the ending vertices to be from the first subway line
- On line 6: using the named parameter is *global* => **false**
- The defaults used:
 - directed* => **true**
 - cap* => **1**

```
1 SELECT * FROM pgr_dijkstraNearCost(
2   'SELECT id, source, target, cost, reverse_cost FROM edge_table',
3   'SELECT unnest(ARRAY[3, 6, 7]) as source, target FROM (SELECT unnest(ARRAY[4, 9]) AS target) a
4   UNION
5   SELECT unnest(ARRAY[4, 9]), target FROM (SELECT unnest(ARRAY[3, 6, 7]) AS target) b',
6   global => false
7 );
8 start_vid | end_vid | agg_cost
9 -----+-----+-----
10         4 |      3 |      1
11         6 |      9 |      1
12         9 |      6 |      1
13         3 |      9 |      2
14         7 |      9 |      4
15 (5 rows)
16
```

From the results:

- making a connection from the first subway line to the second:
 - {(3 -> 9) (6 -> 9) (7 -> 9)}
 - and the best one is {(6 -> 9)} with a cost of 1 (line: 11)
- making a connection from the second subway line to the first:
 - {(4 -> 3) (9 -> 6)}
 - and both are equally good as they have the same cost. (lines: 10 and 12)

Parameters

Parameter	Type	Default	Description
Edges SQL	TEXT		Edges query as described below
Combinations SQL	TEXT		<i>Combinations query</i> as described below
Start vid	BIGINT		Identifier of the starting vertex of the path.
Start vids	ARRAY[BIGINT]		Array of identifiers of starting vertices.
End vid	BIGINT		Identifier of the ending vertex of the path.
End vids	ARRAY[BIGINT]		Array of identifiers of ending vertices.
directed	BOOLEAN	true	<ul style="list-style-type: none"> When true the graph is considered <i>Directed</i> When false the graph is considered as <i>Undirected</i>.
cap	BIGINT	1	Find at most cap number of nearest shortest paths
global	BOOLEAN	true	<ul style="list-style-type: none"> When true: only cap limit results will be returned When false: cap limit per Start vid will be returned

Inner query

Edges query

Column	Type	Default	Description
id	ANY-INTEGER		Identifier of the edge.
source	ANY-INTEGER		Identifier of the first end point vertex of the edge.
target	ANY-INTEGER		Identifier of the second end point vertex of the edge.

Column	Type	Default	Description
cost	ANY-NUMERICAL		Weight of the edge (<i>source</i> , <i>target</i>) <ul style="list-style-type: none"> When negative: edge (<i>source</i>, <i>target</i>) does not exist, therefore it's not part of the graph.
reverse_cost	ANY-NUMERICAL	-1	Weight of the edge (<i>target</i> , <i>source</i>), <ul style="list-style-type: none"> When negative: edge (<i>target</i>, <i>source</i>) does not exist, therefore it's not part of the graph.

Where:

ANY-INTEGER:

SMALLINT, INTEGER, BIGINT

ANY-NUMERICAL:

SMALLINT, INTEGER, BIGINT, REAL, FLOAT

Combinations query

Column	Type	Default	Description
source	ANY-INTEGER		Identifier of the first end point vertex of the edge.
target	ANY-INTEGER		Identifier of the second end point vertex of the edge.

Where:

ANY-INTEGER:

SMALLINT, INTEGER, BIGINT

Return Columns

Returns SET OF (*start_vid*, *end_vid*, *agg_cost*)

Column	Type	Description
start_vid	BIGINT	Identifier of the starting vertex.
end_vid	BIGINT	Identifier of the ending vertex.
agg_cost	FLOAT	Aggregate cost from <i>start_vid</i> to <i>end_vid</i> .

See Also

- **Dijkstra - Family of functions**
- **pgr_dijkstraNear - Proposed**
- **Sample Data** network.
- boost: https://www.boost.org/libs/graph/doc/table_of_contents.html
- Wikipedia: https://en.wikipedia.org/wiki/Dijkstra%27s_algorithm

Indices and tables

- **Index**
- **Search Page**

The problem definition (Advanced documentation)

Given the following query:

```
pgr_dijkstra(\(sql, start_{vid}, end_{vid}, directed\))
```

```
where \(\text{sql} = \{(id_i, source_i, target_i, cost_i, reverse\_cost_i)\}\)
```

and

- $\text{\(source = \bigcup source_i\),}$
- $\text{\(target = \bigcup target_i\),}$

The graphs are defined as follows:

Directed graph

The weighted directed graph, $(G_d(V,E))$, is defined by:

- the set of vertices (V)
 - $(V = \text{source} \cup \text{target} \cup \{\text{start_vid}\} \cup \{\text{end_vid}\})$

- $$E = \begin{cases} \{(source_i, target_i, cost_i) \mid cost_i \geq 0\} & \text{if } reverse_cost = \varnothing \\ \{(source_i, target_i, cost_i) \mid cost_i \geq 0\} \cup \{(target_i, source_i, reverse_cost_i) \mid reverse_cost_i \geq 0\} & \text{if } reverse_cost \neq \varnothing \end{cases}$$

Undirected graph

The weighted undirected graph, $(G_u(V, E))$, is defined by:

- $\{(V = \text{source} \cup \text{target} \cup \{\text{start_v}_{\text{vid}}\}) \cup \{\text{end_vid}\}\}$
the set of edges (E)
- $$(E = \begin{cases} \{(source_i, target_i, cost_i) \mid \text{when } cost \geq 0\} & \& \quad \{(target_i, source_i, cost_i) \mid \text{when } cost \geq 0\} \\ \& \quad \{(source_i, target_i, cost_i) \mid \text{when } cost \geq 0\} & \& \quad \{(target_i, source_i, cost_i) \mid \text{when } cost > 0\} \\ \& \quad \{(source_i, target_i, reverse_cost_i) \mid \text{when } reverse_cost_i \geq 0\} & \& \quad \{(target_i, source_i, reverse_cost_i) \mid \text{when } reverse_cost_i \geq 0\} \\ \& \quad \{(source_i, target_i, reverse_cost_i) \mid \text{when } reverse_cost_i \neq \varnothing\} & \& \quad \{(target_i, source_i, reverse_cost_i) \mid \text{when } reverse_cost_i \neq \varnothing\} \end{cases})$$

The problem

Given:

- ```
(start_{vid} \in V) a starting vertex
(end_{vid} \in V) an ending vertex
(G(V,E) = \begin{cases} G_d(V,E) & \text{ if } 5 \text{ directed} = \text{true} \\ G_u(V,E) & \text{ if } 5 \text{ directed} = \text{false} \end{cases})
```

Then:

- $$\boldsymbol{\pi} = \{(\text{path\_seq}_i, \text{node}_i, \text{edge}_i, \text{cost}_i, \text{agg\_cost}_i)\}$$

where:

- $\backslash(\text{path\_seq\_i} = i\backslash)$
- $\backslash(\text{path\_seq\_}\{i\} = i\backslash)$
- $\backslash(\text{node\_i} \in V\backslash)$
- $\backslash(\text{node\_1} = \text{start\_}\{vid\}\backslash)$
- $\backslash(\text{node\_}\{i\} = \text{end\_}\{vid\}\backslash)$
- $\backslash(\text{forall } i \in \{1, \dots, n\}, \text{quad } (\text{node\_i}, \text{node\_}\{i+1\}, \text{cost\_i}) \in E\backslash)$
- $\backslash(\text{edge\_i} = \begin{cases} id\_(\text{node\_i}, \text{node\_}\{i+1\}, \text{cost\_i}) & \text{when } i \neq n \\ -1 & \text{when } i = n \end{cases}\backslash)$
- $\backslash(\text{cost\_i} = \text{cost\_}\{(\text{node\_i}, \text{node\_}\{i+1\})\}\backslash)$
- $\backslash(\text{agg\_cost\_i} = \begin{cases} 0 & \text{when } i = 1 \\ \sum_{k=1}^i \text{cost\_}\{(\text{node\_}\{k-1\}, \text{node\_k})\} & \text{when } i \neq 1 \end{cases}\backslash)$

In other words: The algorithm returns a the shortest path between  $(start\_vid)$  and  $(end\_vid)$  , if it exists, in terms of a sequence of nodes and of edges,

- `\(path\_seq\)` indicates the relative position in the path of the `\(node\)` or `\(edge\)`.
- `\(cost\)` is the cost of the edge to be used to go to the next node.
- `\(agg\ cost\)` is the cost from the `\(start\ {vid}\)` up to the node.

If there is no path, the resulting set is empty.

### See Also

## Indices and tables

- [Index](#)  
[Search Page](#)

- Supported versions:** Latest (3.3) 3.2 3.1 3.0  
**Unsupported versions:** 2.6 2.5 2.4 2.3

## Flow - Family of functions

- prg\_maxFlow** - Only the Max flow calculation using Push and Relabel algorithm.
  - prg\_boykovKolmogorov** - Boykov and Kolmogorov with details of flow on edges.
  - prg\_edmondsKarp** - Edmonds and Karp algorithm with details of flow on edges.
  - prg\_pushRelabel** - Push and relabel algorithm with details of flow on edges.
- Applications

- **pgr\_edgeDisjointPaths** - Calculates edge disjoint paths between two groups of vertices.
- **pgr\_maxCardinalityMatch** - Calculates a maximum cardinality matching in a graph.

## Experimental



### Warning

Possible server crash

- These functions might create a server crash



### Warning

Experimental functions

- They are not officially of the current release.
- They likely will not be officially be part of the next release:
  - The functions might not make use of ANY-INTEGER and ANY-NUMERICAL
  - Name might change.
  - Signature might change.
  - Functionality might change.
  - pgTap tests might be missing.
  - Might need c/c++ coding.
  - May lack documentation.
  - Documentation if any might need to be rewritten.
  - Documentation examples might need to be automatically generated.
  - Might need a lot of feedback from the community.
  - Might depend on a proposed function of pgRouting
  - Might depend on a deprecated function of pgRouting

- **pgr\_maxFlowMinCost - Experimental** - Details of flow and cost on edges.
- **pgr\_maxFlowMinCost\_Cost - Experimental** - Only the Min Cost calculation.

- **Supported versions: Latest (3.3) 3.2 3.1 3.0**
- **Unsupported versions: 2.6 2.5 2.4**

## pgr\_maxFlow

`pgr_maxFlow` — Calculates the maximum flow in a directed graph from the source(s) to the targets(s) using the Push Relabel algorithm.



Boost Graph Inside

## Availability

- Version 3.2.0
  - New **proposed** function:
    - `pgr_maxFlow(Combinations)`
- Version 3.0.0
  - **Official** function
- Version 2.4.0
  - New **Proposed** function

## Description

### The main characteristics are:

- The graph is **directed**.
- Calculates the maximum flow from the *source(s)* to the *target(s)*.
  - When the maximum flow is **0** then there is no flow and **0** is returned.
  - There is no flow when a **source** is the same as a **target**.
- Any duplicated value in the source(s) or target(s) are ignored.

- Uses the **pgr\_pushRelabel** algorithm.
- Running time:  $O(V^3)$

#### Signatures

#### Summary

```
pgr_maxFlow(Edges SQL, source, target)
pgr_maxFlow(Edges SQL, sources, target)
pgr_maxFlow(Edges SQL, source, targets)
pgr_maxFlow(Edges SQL, sources, targets)
pgr_maxFlow(Edges SQL, Combinations SQL)
RETURNS BIGINT
```

#### One to One

```
pgr_maxFlow(Edges SQL, source, target)
RETURNS BIGINT
```

#### Example:

From vertex  $\{6\}$  to vertex  $\{11\}$

```
SELECT * FROM pgr_maxFlow(
 'SELECT id,
 source,
 target,
 capacity,
 reverse_capacity
 FROM edge_table'
 , 6, 11
);
pgr_maxflow

 230
(1 row)
```

#### One to Many

```
pgr_maxFlow(Edges SQL, source, targets)
RETURNS BIGINT
```

#### Example:

From vertex  $\{6\}$  to vertices  $\{\{11, 1, 13\}\}$

```
SELECT * FROM pgr_maxFlow(
 'SELECT id,
 source,
 target,
 capacity,
 reverse_capacity
 FROM edge_table'
 , 6, ARRAY[11, 1, 13]
);
pgr_maxflow

 340
(1 row)
```

#### Many to One

```
pgr_maxFlow(Edges SQL, sources, target)
RETURNS BIGINT
```

#### Example:

From vertices  $\{\{6, 8, 12\}\}$  to vertex  $\{11\}$

```

SELECT * FROM pgr_maxFlow(
 'SELECT id,
 source,
 target,
 capacity,
 reverse_capacity
 FROM edge_table'
 , ARRAY[6, 8, 12], 11
);
pgr_maxflow

 230
(1 row)

```

#### Many to Many

```

pgr_maxFlow(Edges SQL, sources, targets)
RETURNS BIGINT

```

#### Example:

From vertices  $\{\{6, 8, 12\}\}$  to vertices  $\{\{1, 3, 11\}\}$

```

SELECT * FROM pgr_maxFlow(
 'SELECT id,
 source,
 target,
 capacity,
 reverse_capacity
 FROM edge_table'
 , ARRAY[6, 8, 12], ARRAY[1, 3, 11]
);
pgr_maxflow

 360
(1 row)

```

#### Combinations

```

pgr_maxFlow(Edges SQL, Combinations SQL)
RETURNS BIGINT

```

#### Example:

Using a combinations table, equivalent to calculating result from vertices  $\{\{6, 8, 12\}\}$  to vertices  $\{\{1, 3, 11\}\}$ .

```

SELECT * FROM pgr_maxFlow(
 'SELECT id,
 source,
 target,
 capacity,
 reverse_capacity
 FROM edge_table',
 'SELECT * FROM (VALUES (6, 1), (8, 3), (12, 11), (8, 1)) AS t(source, target)'
);
pgr_maxflow

 360
(1 row)

```

#### Parameters

| Column                  | Type          | Default | Description                                                |
|-------------------------|---------------|---------|------------------------------------------------------------|
| <b>Edges SQL</b>        | TEXT          |         | Edges query as described in <b>Inner Queries</b> .         |
| <b>Combinations SQL</b> | TEXT          |         | Combinations query as described in <b>Inner Queries</b> .  |
| <b>source</b>           | BIGINT        |         | Identifier of the starting vertex of the flow.             |
| <b>sources</b>          | ARRAY[BIGINT] |         | Array of identifiers of the starting vertices of the flow. |
| <b>target</b>           | BIGINT        |         | Identifier of the ending vertex of the flow.               |
| <b>targets</b>          | ARRAY[BIGINT] |         | Array of identifiers of the ending vertices of the flow.   |

#### Inner queries

##### Edges SQL:

an SQL query of a directed graph of capacities, which should return a set of rows with the following columns:

| Column                  | Type        | Default | Description                                                                                                                                                                                                      |
|-------------------------|-------------|---------|------------------------------------------------------------------------------------------------------------------------------------------------------------------------------------------------------------------|
| <b>id</b>               | ANY-INTEGER |         | Identifier of the edge.                                                                                                                                                                                          |
| <b>source</b>           | ANY-INTEGER |         | Identifier of the first end point vertex of the edge.                                                                                                                                                            |
| <b>target</b>           | ANY-INTEGER |         | Identifier of the second end point vertex of the edge.                                                                                                                                                           |
| <b>capacity</b>         | ANY-INTEGER |         | Weight of the edge ( <i>source</i> , <i>target</i> ) <ul style="list-style-type: none"> <li>When negative: edge (<i>source</i>, <i>target</i>) does not exist, therefore it's not part of the graph.</li> </ul>  |
| <b>reverse_capacity</b> | ANY-INTEGER | -1      | Weight of the edge ( <i>target</i> , <i>source</i> ), <ul style="list-style-type: none"> <li>When negative: edge (<i>target</i>, <i>source</i>) does not exist, therefore it's not part of the graph.</li> </ul> |

Where:

#### ANY-INTEGER:

SMALLINT, INTEGER, BIGINT

#### Combinations SQL:

an SQL query which should return a set of rows with the following columns:

| Column        | Type        | Default | Description                                            |
|---------------|-------------|---------|--------------------------------------------------------|
| <b>source</b> | ANY-INTEGER |         | Identifier of the first end point vertex of the edge.  |
| <b>target</b> | ANY-INTEGER |         | Identifier of the second end point vertex of the edge. |

Where:

#### ANY-INTEGER:

SMALLINT, INTEGER, BIGINT

The function aggregates the sources and the targets, removes the duplicates, and then it calculates the result from the resultant source vertices to the target vertices.

#### Return Columns

| Type   | Description                                               |
|--------|-----------------------------------------------------------|
| BIGINT | Maximum flow possible from the source(s) to the target(s) |

#### See Also

- Flow - Family of functions
- [https://www.boost.org/libs/graph/doc/push\\_relabel\\_max\\_flow.html](https://www.boost.org/libs/graph/doc/push_relabel_max_flow.html)
- [https://en.wikipedia.org/wiki/Push%20%80%93relabel\\_maximum\\_flow\\_algorithm](https://en.wikipedia.org/wiki/Push%20%80%93relabel_maximum_flow_algorithm)

#### Indices and tables

- Index
- Search Page

- Supported versions: **Latest (3.3)** 3.2 3.1 3.0
- Unsupported versions: 2.6 2.5 2.4 2.3

pgr\_boykovKolmogorov

pgr\_boykovKolmogorov — Calculates the flow on the graph edges that maximizes the flow from the sources to the targets using Boykov Kolmogorov algorithm.



Boost Graph Inside

#### Availability:



- Version 3.2.0
  - New **proposed** function:
    - pgr\_boykovKolmogorov(Combinations)
- Version 3.0.0
  - Official** function
- Version 2.5.0
  - Renamed from pgr\_maxFlowBoykovKolmogorov
  - Proposed** function
- Version 2.3.0
  - New **Experimental** function

#### Description

#### The main characteristics are:

- The graph is **directed**.
- Process is done only on edges with positive capacities.
- When the maximum flow is 0 then there is no flow and **EMPTY SET** is returned.
  - There is no flow when a **source** is the same as a **target**.
- Any duplicated value in the source(s) or target(s) are ignored.
- Calculates the flow/residual capacity for each edge. In the output
  - Edges with zero flow are omitted.
- Creates a **super source** and edges to all the source(s), and a **super target** and the edges from all the targets(s).
- The maximum flow through the graph is guaranteed to be the value returned by **pgr\_maxFlow** when executed with the same parameters and can be calculated:
  - By aggregation of the outgoing flow from the sources
  - By aggregation of the incoming flow to the targets
- Running time: Polynomial

#### Signatures

#### Summary

```
pgr_boykovKolmogorov(Edges SQL, source, target)
pgr_boykovKolmogorov(Edges SQL, sources, target)
pgr_boykovKolmogorov(Edges SQL, source, targets)
pgr_boykovKolmogorov(Edges SQL, sources, targets)
pgr_boykovKolmogorov(Edges SQL, Combinations SQL)
RETURNS SET OF (seq, edge, start_vid, end_vid, flow, residual_capacity)
OR EMPTY SET
```

#### One to One

```
pgr_boykovKolmogorov(Edges SQL, source, target)
RETURNS SET OF (seq, edge, start_vid, end_vid, flow, residual_capacity)
OR EMPTY SET
```

#### Example:

From vertex \{6\} to vertex \{11\}

```
SELECT * FROM pgr_boykovKolmogorov(
 'SELECT id,
 source,
 target,
 capacity,
 reverse_capacity
 FROM edge_table'
 , 6, 11
);
```

| seq | edge | start_vid | end_vid | flow | residual_capacity |
|-----|------|-----------|---------|------|-------------------|
| 1   | 10   | 5         | 10      | 100  | 30                |
| 2   | 8    | 6         | 5       | 100  | 30                |
| 3   | 11   | 6         | 11      | 130  | 0                 |
| 4   | 12   | 10        | 11      | 100  | 0                 |

(4 rows)

#### One to Many

```
pgr_boykovKolmogorov(Edges SQL, source, targets)
RETURNS SET OF (seq, edge, start_vid, end_vid, flow, residual_capacity)
OR EMPTY SET
```

**Example:**

From vertex \{6\} to vertices \{1, 3, 11\}

```
SELECT * FROM pgr_boykovKolmogorov(
 'SELECT id,
 source,
 target,
 capacity,
 reverse_capacity
 FROM edge_table'
 , 6, ARRAY[1, 3, 11]
);
```

| seq | edge | start_vid | end_vid | flow | residual_capacity |
|-----|------|-----------|---------|------|-------------------|
| 1   | 1    | 2         | 1       | 50   | 80                |
| 2   | 3    | 4         | 3       | 80   | 50                |
| 3   | 4    | 5         | 2       | 50   | 0                 |
| 4   | 10   | 5         | 10      | 80   | 50                |
| 5   | 8    | 6         | 5       | 130  | 0                 |
| 6   | 9    | 6         | 9       | 80   | 50                |
| 7   | 11   | 6         | 11      | 130  | 0                 |
| 8   | 16   | 9         | 4       | 80   | 0                 |
| 9   | 12   | 10        | 11      | 80   | 20                |

(9 rows)

**Many to One**

```
pgr_boykovKolmogorov(Edges SQL, sources, target)
RETURNS SET OF (seq, edge, start_vid, end_vid, flow, residual_capacity)
OR EMPTY SET
```

**Example:**

From vertices \{6, 8, 12\} to vertex \{11\}

```
SELECT * FROM pgr_boykovKolmogorov(
 'SELECT id,
 source,
 target,
 capacity,
 reverse_capacity
 FROM edge_table'
 , ARRAY[6, 8, 12], 11
);
```

| seq | edge | start_vid | end_vid | flow | residual_capacity |
|-----|------|-----------|---------|------|-------------------|
| 1   | 10   | 5         | 10      | 100  | 30                |
| 2   | 8    | 6         | 5       | 100  | 30                |
| 3   | 11   | 6         | 11      | 130  | 0                 |
| 4   | 12   | 10        | 11      | 100  | 0                 |

(4 rows)

**Many to Many**

```
pgr_boykovKolmogorov(Edges SQL, sources, targets)
RETURNS SET OF (seq, edge, start_vid, end_vid, flow, residual_capacity)
OR EMPTY SET
```

**Example:**

From vertices \{6, 8, 12\} to vertices \{1, 3, 11\}

```
SELECT * FROM pgr_boykovKolmogorov(
 'SELECT id,
 source,
 target,
 capacity,
 reverse_capacity
 FROM edge_table'
 , ARRAY[6, 8, 12], ARRAY[1, 3, 11]
);
seq | edge | start_vid | end_vid | flow | residual_capacity
-----+-----+-----+-----+-----+-----
1 | 1 | 2 | 1 | 50 | 80
2 | 3 | 4 | 3 | 80 | 50
3 | 4 | 5 | 2 | 50 | 0
4 | 10 | 5 | 10 | 100 | 30
5 | 8 | 6 | 5 | 130 | 0
6 | 9 | 6 | 9 | 80 | 50
7 | 11 | 6 | 11 | 130 | 0
8 | 7 | 8 | 5 | 20 | 30
9 | 16 | 9 | 4 | 80 | 0
10 | 12 | 10 | 11 | 100 | 0
(10 rows)
```

Combinations

```
pgr_boykovKolmogorov(Edges SQL, Combinations SQL)
RETURNS SET OF (seq, edge, start_vid, end_vid, flow, residual_capacity)
OR EMPTY SET
```

**Example:**  
Using a combinations table, equivalent to calculating result from vertices\(\{6, 8, 12\}\) to vertices \(\{1, 3, 11\}\).

```
SELECT * FROM pgr_boykovKolmogorov(
 'SELECT id,
 source,
 target,
 capacity,
 reverse_capacity
 FROM edge_table',
 'SELECT * FROM (VALUES (6, 1), (8, 3), (12, 11), (8, 1)) AS t(source, target)'
);
seq | edge | start_vid | end_vid | flow | residual_capacity
-----+-----+-----+-----+-----+-----
1 | 1 | 2 | 1 | 50 | 80
2 | 3 | 4 | 3 | 80 | 50
3 | 4 | 5 | 2 | 50 | 0
4 | 10 | 5 | 10 | 100 | 30
5 | 8 | 6 | 5 | 130 | 0
6 | 9 | 6 | 9 | 80 | 50
7 | 11 | 6 | 11 | 130 | 0
8 | 7 | 8 | 5 | 20 | 30
9 | 16 | 9 | 4 | 80 | 0
10 | 12 | 10 | 11 | 100 | 0
(10 rows)
```

Parameters

| Column           | Type          | Default | Description                                                |
|------------------|---------------|---------|------------------------------------------------------------|
| Edges SQL        | TEXT          |         | Edges query as described in <b>Inner Queries</b> .         |
| Combinations SQL | TEXT          |         | Combinations query as described in <b>Inner Queries</b> .  |
| source           | BIGINT        |         | Identifier of the starting vertex of the flow.             |
| sources          | ARRAY[BIGINT] |         | Array of identifiers of the starting vertices of the flow. |
| target           | BIGINT        |         | Identifier of the ending vertex of the flow.               |
| targets          | ARRAY[BIGINT] |         | Array of identifiers of the ending vertices of the flow.   |

Inner queries

**Edges SQL:**  
an SQL query of a directed graph of capacities, which should return a set of rows with the following columns:

| Column | Type        | Default | Description                                            |
|--------|-------------|---------|--------------------------------------------------------|
| id     | ANY-INTEGER |         | Identifier of the edge.                                |
| source | ANY-INTEGER |         | Identifier of the first end point vertex of the edge.  |
| target | ANY-INTEGER |         | Identifier of the second end point vertex of the edge. |

| Column                  | Type        | Default | Description                                                                                                                                                                                                      |
|-------------------------|-------------|---------|------------------------------------------------------------------------------------------------------------------------------------------------------------------------------------------------------------------|
| <b>capacity</b>         | ANY-INTEGER |         | Weight of the edge ( <i>source</i> , <i>target</i> ) <ul style="list-style-type: none"> <li>When negative: edge (<i>source</i>, <i>target</i>) does not exist, therefore it's not part of the graph.</li> </ul>  |
| <b>reverse_capacity</b> | ANY-INTEGER | -1      | Weight of the edge ( <i>target</i> , <i>source</i> ), <ul style="list-style-type: none"> <li>When negative: edge (<i>target</i>, <i>source</i>) does not exist, therefore it's not part of the graph.</li> </ul> |

Where:

#### ANY-INTEGER:

SMALLINT, INTEGER, BIGINT

#### Combinations SQL:

an SQL query which should return a set of rows with the following columns:

| Column        | Type        | Default | Description                                            |
|---------------|-------------|---------|--------------------------------------------------------|
| <b>source</b> | ANY-INTEGER |         | Identifier of the first end point vertex of the edge.  |
| <b>target</b> | ANY-INTEGER |         | Identifier of the second end point vertex of the edge. |

Where:

#### ANY-INTEGER:

SMALLINT, INTEGER, BIGINT

The function aggregates the sources and the targets, removes the duplicates, and then it calculates the result from the resultant source vertices to the target vertices.

#### Result Columns

| Column                   | Type   | Description                                                                           |
|--------------------------|--------|---------------------------------------------------------------------------------------|
| <b>seq</b>               | INT    | Sequential value starting from <b>1</b> .                                             |
| <b>edge</b>              | BIGINT | Identifier of the edge in the original query(edges_sql).                              |
| <b>start_vid</b>         | BIGINT | Identifier of the first end point vertex of the edge.                                 |
| <b>end_vid</b>           | BIGINT | Identifier of the second end point vertex of the edge.                                |
| <b>flow</b>              | BIGINT | Flow through the edge in the direction ( <i>start_vid</i> , <i>end_vid</i> ).         |
| <b>residual_capacity</b> | BIGINT | Residual capacity of the edge in the direction ( <i>start_vid</i> , <i>end_vid</i> ). |

#### See Also

- Flow - Family of functions, [pgr\\_pushRelabel](#), [pgr\\_edmondsKarp](#)
- [https://www.boost.org/libs/graph/doc/boykov\\_kolmogorov\\_max\\_flow.html](https://www.boost.org/libs/graph/doc/boykov_kolmogorov_max_flow.html)

#### Indices and tables

- [Index](#)
- [Search Page](#)

- Supported versions:** **Latest (3.3)** **3.2** **3.1** **3.0**
- Unsupported versions:** **2.6** **2.5** **2.4** **2.3**

#### pgr\_edmondsKarp

`pgr_edmondsKarp` — Calculates the flow on the graph edges that maximizes the flow from the sources to the targets using Push Relabel Algorithm.



## Availability

- Version 3.2.0
  - New **proposed** function:
    - pgr\_edmondsKarp(Combinations)
- Version 3.0.0
  - Official** function
- Version 2.5.0
  - Renamed from pgr\_maxFlowEdmondsKarp
  - Proposed** function
- Version 2.3.0
  - New **Experimental** function

## Description

### The main characteristics are:

- The graph is **directed**.
- Process is done only on edges with positive capacities.
- When the maximum flow is 0 then there is no flow and **EMPTY SET** is returned.
  - There is no flow when a **source** is the same as a **target**.
- Any duplicated value in the source(s) or target(s) are ignored.
- Calculates the flow/residual capacity for each edge. In the output
  - Edges with zero flow are omitted.
- Creates a **super source** and edges to all the source(s), and a **super target** and the edges from all the target(s).
- The maximum flow through the graph is guaranteed to be the value returned by **pgr\_maxFlow** when executed with the same parameters and can be calculated:
  - By aggregation of the outgoing flow from the sources
  - By aggregation of the incoming flow to the targets
- Running time:  $O(V * E^2)$

## Signatures

### Summary

```
pgr_edmondsKarp(Edges SQL, source, target)
pgr_edmondsKarp(Edges SQL, sources, target)
pgr_edmondsKarp(Edges SQL, source, targets)
pgr_edmondsKarp(Edges SQL, sources, targets)
pgr_edmondsKarp(Edges SQL, Combinations SQL)
RETURNS SET OF (seq, edge, start_vid, end_vid, flow, residual_capacity)
OR EMPTY SET
```

### One to One

```
pgr_edmondsKarp(Edges SQL, source, target)
RETURNS SET OF (seq, edge, start_vid, end_vid, flow, residual_capacity)
OR EMPTY SET
```

### Example:

From vertex  $\backslash(6\backslash)$  to vertex  $\backslash(11\backslash)$

```
SELECT * FROM pgr_edmondsKarp(
 'SELECT id,
 source,
 target,
 capacity,
 reverse_capacity
 FROM edge_table'
 , 6, 11
);
seq | edge | start_vid | end_vid | flow | residual_capacity
-----+-----+-----+-----+-----+-----
 1 | 10 | 5 | 10 | 100 | 30
 2 | 8 | 6 | 5 | 100 | 30
 3 | 11 | 6 | 11 | 130 | 0
 4 | 12 | 10 | 11 | 100 | 0
(4 rows)
```

### One to Many

pgr\_edmondsKarp(Edges SQL, source, targets)  
RETURNS SET OF (seq, edge, start\_vid, end\_vid, flow, residual\_capacity)  
OR EMPTY SET

**Example:**

From vertex \{6\} to vertices \{1, 3, 11\}

```
SELECT * FROM pgr_edmondsKarp(
 'SELECT id,
 source,
 target,
 capacity,
 reverse_capacity
 FROM edge_table'
 , 6, ARRAY[1, 3, 11]
);
```

| seq | edge | start_vid | end_vid | flow | residual_capacity |
|-----|------|-----------|---------|------|-------------------|
| 1   | 1    | 2         | 1       | 50   | 80                |
| 2   | 3    | 4         | 3       | 80   | 50                |
| 3   | 4    | 5         | 2       | 50   | 0                 |
| 4   | 10   | 5         | 10      | 80   | 50                |
| 5   | 8    | 6         | 5       | 130  | 0                 |
| 6   | 9    | 6         | 9       | 80   | 50                |
| 7   | 11   | 6         | 11      | 130  | 0                 |
| 8   | 16   | 9         | 4       | 80   | 0                 |
| 9   | 12   | 10        | 11      | 80   | 20                |

(9 rows)

**Many to One**

pgr\_edmondsKarp(Edges SQL, sources, target)  
RETURNS SET OF (seq, edge, start\_vid, end\_vid, flow, residual\_capacity)  
OR EMPTY SET

**Example:**

From vertices \{6, 8, 12\} to vertex \{11\}

```
SELECT * FROM pgr_edmondsKarp(
 'SELECT id,
 source,
 target,
 capacity,
 reverse_capacity
 FROM edge_table'
 , ARRAY[6, 8, 12], 11
);
```

| seq | edge | start_vid | end_vid | flow | residual_capacity |
|-----|------|-----------|---------|------|-------------------|
| 1   | 10   | 5         | 10      | 100  | 30                |
| 2   | 8    | 6         | 5       | 100  | 30                |
| 3   | 11   | 6         | 11      | 130  | 0                 |
| 4   | 12   | 10        | 11      | 100  | 0                 |

(4 rows)

**Many to Many**

pgr\_edmondsKarp(Edges SQL, sources, targets)  
RETURNS SET OF (seq, edge, start\_vid, end\_vid, flow, residual\_capacity)  
OR EMPTY SET

**Example:**

From vertices \{6, 8, 12\} to vertices \{1, 3, 11\}

```
SELECT * FROM pgr_edmondsKarp(
 'SELECT id,
 source,
 target,
 capacity,
 reverse_capacity
 FROM edge_table'
 , ARRAY[6, 8, 12], ARRAY[1, 3, 11]
);
seq | edge | start_vid | end_vid | flow | residual_capacity
-----+-----+-----+-----+-----+-----
1 | 1 | 2 | 1 | 50 | 80
2 | 3 | 4 | 3 | 80 | 50
3 | 4 | 5 | 2 | 50 | 0
4 | 10 | 5 | 10 | 100 | 30
5 | 8 | 6 | 5 | 130 | 0
6 | 9 | 6 | 9 | 80 | 50
7 | 11 | 6 | 11 | 130 | 0
8 | 7 | 8 | 5 | 20 | 30
9 | 16 | 9 | 4 | 80 | 0
10 | 12 | 10 | 11 | 100 | 0
(10 rows)
```

Combinations

```
pgr_edmondsKarp(Edges SQL, Combinations SQL)
RETURNS SET OF (seq, edge, start_vid, end_vid, flow, residual_capacity)
OR EMPTY SET
```

**Example:**  
Using a combinations table, equivalent to calculating result from vertices  $\{6, 8, 12\}$  to vertices  $\{1, 3, 11\}$ .

```
SELECT * FROM pgr_edmondsKarp(
 'SELECT id,
 source,
 target,
 capacity,
 reverse_capacity
 FROM edge_table',
 'SELECT * FROM (VALUES (6, 1), (8, 3), (12, 11), (8, 1)) AS t(source, target)'
);
seq | edge | start_vid | end_vid | flow | residual_capacity
-----+-----+-----+-----+-----+-----
1 | 1 | 2 | 1 | 50 | 80
2 | 3 | 4 | 3 | 80 | 50
3 | 4 | 5 | 2 | 50 | 0
4 | 10 | 5 | 10 | 100 | 30
5 | 8 | 6 | 5 | 130 | 0
6 | 9 | 6 | 9 | 80 | 50
7 | 11 | 6 | 11 | 130 | 0
8 | 7 | 8 | 5 | 20 | 30
9 | 16 | 9 | 4 | 80 | 0
10 | 12 | 10 | 11 | 100 | 0
(10 rows)
```

Parameters

| Column           | Type          | Default | Description                                                |
|------------------|---------------|---------|------------------------------------------------------------|
| Edges SQL        | TEXT          |         | Edges query as described in <b>Inner Queries</b> .         |
| Combinations SQL | TEXT          |         | Combinations query as described in <b>Inner Queries</b> .  |
| source           | BIGINT        |         | Identifier of the starting vertex of the flow.             |
| sources          | ARRAY[BIGINT] |         | Array of identifiers of the starting vertices of the flow. |
| target           | BIGINT        |         | Identifier of the ending vertex of the flow.               |
| targets          | ARRAY[BIGINT] |         | Array of identifiers of the ending vertices of the flow.   |

Inner queries

**Edges SQL:**  
an SQL query of a directed graph of capacities, which should return a set of rows with the following columns:

| Column | Type        | Default | Description                                            |
|--------|-------------|---------|--------------------------------------------------------|
| id     | ANY-INTEGER |         | Identifier of the edge.                                |
| source | ANY-INTEGER |         | Identifier of the first end point vertex of the edge.  |
| target | ANY-INTEGER |         | Identifier of the second end point vertex of the edge. |

| Column                  | Type        | Default | Description                                                                                                                                                                                                      |
|-------------------------|-------------|---------|------------------------------------------------------------------------------------------------------------------------------------------------------------------------------------------------------------------|
| <b>capacity</b>         | ANY-INTEGER |         | Weight of the edge ( <i>source</i> , <i>target</i> ) <ul style="list-style-type: none"> <li>When negative: edge (<i>source</i>, <i>target</i>) does not exist, therefore it's not part of the graph.</li> </ul>  |
| <b>reverse_capacity</b> | ANY-INTEGER | -1      | Weight of the edge ( <i>target</i> , <i>source</i> ), <ul style="list-style-type: none"> <li>When negative: edge (<i>target</i>, <i>source</i>) does not exist, therefore it's not part of the graph.</li> </ul> |

Where:

#### ANY-INTEGER:

SMALLINT, INTEGER, BIGINT

#### Combinations SQL:

an SQL query which should return a set of rows with the following columns:

| Column        | Type        | Default | Description                                            |
|---------------|-------------|---------|--------------------------------------------------------|
| <b>source</b> | ANY-INTEGER |         | Identifier of the first end point vertex of the edge.  |
| <b>target</b> | ANY-INTEGER |         | Identifier of the second end point vertex of the edge. |

Where:

#### ANY-INTEGER:

SMALLINT, INTEGER, BIGINT

The function aggregates the sources and the targets, removes the duplicates, and then it calculates the result from the resultant source vertices to the target vertices.

#### Result Columns

| Column                   | Type   | Description                                                                           |
|--------------------------|--------|---------------------------------------------------------------------------------------|
| <b>seq</b>               | INT    | Sequential value starting from <b>1</b> .                                             |
| <b>edge</b>              | BIGINT | Identifier of the edge in the original query(edges_sql).                              |
| <b>start_vid</b>         | BIGINT | Identifier of the first end point vertex of the edge.                                 |
| <b>end_vid</b>           | BIGINT | Identifier of the second end point vertex of the edge.                                |
| <b>flow</b>              | BIGINT | Flow through the edge in the direction ( <i>start_vid</i> , <i>end_vid</i> ).         |
| <b>residual_capacity</b> | BIGINT | Residual capacity of the edge in the direction ( <i>start_vid</i> , <i>end_vid</i> ). |

#### See Also

- Flow - Family of functions, [pgr\\_boykovKolmogorov](#), [pgr\\_pushRelabel](#)
- [https://www.boost.org/libs/graph/doc/edmonds\\_karp\\_max\\_flow.html](https://www.boost.org/libs/graph/doc/edmonds_karp_max_flow.html)
- [https://en.wikipedia.org/wiki/Edmonds%E2%80%93Karp\\_algorithm](https://en.wikipedia.org/wiki/Edmonds%E2%80%93Karp_algorithm)

#### Indices and tables

- [Index](#)
- [Search Page](#)

- Supported versions: Latest (3.3) 3.2 3.1 3.0**
- Unsupported versions: 2.6 2.5 2.4 2.3**

#### pgr\_pushRelabel

`pgr_pushRelabel` — Calculates the flow on the graph edges that maximizes the flow from the sources to the targets using Push Relabel Algorithm.





## Availability

- Version 3.2.0
  - New **proposed** function:
    - pgr\_pushRelabel(Combinations)
- Version 3.0.0
  - Official** function
- Version 2.5.0
  - Renamed from pgr\_maxFlowPushRelabel
  - Proposed** function
- Version 2.3.0
  - New **Experimental** function

## Description

### The main characteristics are:

- The graph is **directed**.
- Process is done only on edges with positive capacities.
- When the maximum flow is 0 then there is no flow and **EMPTY SET** is returned.
  - There is no flow when a **source** is the same as a **target**.
- Any duplicated value in the source(s) or target(s) are ignored.
- Calculates the flow/residual capacity for each edge. In the output
  - Edges with zero flow are omitted.
- Creates a **super source** and edges to all the source(s), and a **super target** and the edges from all the target(s).
- The maximum flow through the graph is guaranteed to be the value returned by **pgr\_maxFlow** when executed with the same parameters and can be calculated:
  - By aggregation of the outgoing flow from the sources
  - By aggregation of the incoming flow to the targets
- Running time:  $O(V^3)$

## Signatures

### Summary

```
pgr_pushRelabel(Edges SQL, source, target)
pgr_pushRelabel(Edges SQL, sources, target)
pgr_pushRelabel(Edges SQL, source, targets)
pgr_pushRelabel(Edges SQL, sources, targets)
pgr_pushRelabel(Edges SQL, Combinations SQL)
RETURNS SET OF (seq, edge, start_vid, end_vid, flow, residual_capacity)
OR EMPTY SET
```

### One to One

```
pgr_pushRelabel(Edges SQL, source, target)
RETURNS SET OF (seq, edge, start_vid, end_vid, flow, residual_capacity)
OR EMPTY SET
```

### Example:

From vertex  $\{6\}$  to vertex  $\{11\}$

```
SELECT * FROM pgr_pushRelabel(
 'SELECT id,
 source,
 target,
 capacity,
 reverse_capacity
 FROM edge_table'
 , 6, 11
);
seq | edge | start_vid | end_vid | flow | residual_capacity
-----+-----+-----+-----+-----+-----
 1 | 10 | 5 | 10 | 100 | 30
 2 | 8 | 6 | 5 | 100 | 30
 3 | 11 | 6 | 11 | 130 | 0
 4 | 12 | 10 | 11 | 100 | 0
(4 rows)
```

### One to Many

Calculates the flow on the graph edges that maximizes the flow from the *source* to all of the *targets*.

```
pgr_pushRelabel(Edges SQL, source, targets)
RETURNS SET OF (seq, edge, start_vid, end_vid, flow, residual_capacity)
OR EMPTY SET
```

#### Example:

From vertex \{6\} to vertices \{11, 1, 13\}

```
SELECT * FROM pgr_pushRelabel(
 'SELECT id,
 source,
 target,
 capacity,
 reverse_capacity
 FROM edge_table'
 , 6, ARRAY[11, 1, 13]
);
```

| seq | edge | start_vid | end_vid | flow | residual_capacity |
|-----|------|-----------|---------|------|-------------------|
| 1   | 1    | 2         | 1       | 130  | 0                 |
| 2   | 2    | 3         | 2       | 80   | 20                |
| 3   | 3    | 4         | 3       | 80   | 50                |
| 4   | 4    | 5         | 2       | 50   | 0                 |
| 5   | 7    | 5         | 8       | 50   | 80                |
| 6   | 10   | 5         | 10      | 80   | 50                |
| 7   | 8    | 6         | 5       | 130  | 0                 |
| 8   | 9    | 6         | 9       | 80   | 50                |
| 9   | 11   | 6         | 11      | 130  | 0                 |
| 10  | 6    | 7         | 8       | 50   | 0                 |
| 11  | 6    | 8         | 7       | 50   | 50                |
| 12  | 7    | 8         | 5       | 50   | 0                 |
| 13  | 16   | 9         | 4       | 80   | 0                 |
| 14  | 12   | 10        | 11      | 80   | 20                |

(14 rows)

#### Many to One

```
pgr_pushRelabel(Edges SQL, sources, target)
RETURNS SET OF (seq, edge, start_vid, end_vid, flow, residual_capacity)
OR EMPTY SET
```

#### Example:

From vertices \{6, 8, 12\} to vertex \{11\}

```
SELECT * FROM pgr_pushRelabel(
 'SELECT id,
 source,
 target,
 capacity,
 reverse_capacity
 FROM edge_table'
 , ARRAY[6, 8, 12], 11
);
```

| seq | edge | start_vid | end_vid | flow | residual_capacity |
|-----|------|-----------|---------|------|-------------------|
| 1   | 10   | 5         | 10      | 100  | 30                |
| 2   | 8    | 6         | 5       | 100  | 30                |
| 3   | 11   | 6         | 11      | 130  | 0                 |
| 4   | 12   | 10        | 11      | 100  | 0                 |

(4 rows)

#### Many to Many

```
pgr_pushRelabel(Edges SQL, sources, targets)
RETURNS SET OF (seq, edge, start_vid, end_vid, flow, residual_capacity)
OR EMPTY SET
```

#### Example:

From vertices \{6, 8, 12\} to vertices \{1, 3, 11\}

```

SELECT * FROM pgr_pushRelabel(
 'SELECT id,
 source,
 target,
 capacity,
 reverse_capacity
 FROM edge_table'
 , ARRAY[6, 8, 12], ARRAY[1, 3, 11]
);
seq | edge | start_vid | end_vid | flow | residual_capacity
-----+-----+-----+-----+-----+-----
1 | 1 | 2 | 1 | 50 | 80
2 | 3 | 4 | 3 | 80 | 50
3 | 4 | 5 | 2 | 50 | 0
4 | 10 | 5 | 10 | 100 | 30
5 | 8 | 6 | 5 | 130 | 0
6 | 9 | 6 | 9 | 30 | 100
7 | 11 | 6 | 11 | 130 | 0
8 | 7 | 8 | 5 | 20 | 30
9 | 16 | 9 | 4 | 80 | 0
10 | 12 | 10 | 11 | 100 | 0
11 | 15 | 12 | 9 | 50 | 0
(11 rows)

```

#### Combinations

```

pgr_pushRelabel(Edges SQL, Combinations SQL)
RETURNS SET OF (seq, edge, start_vid, end_vid, flow, residual_capacity)
OR EMPTY SET

```

#### Example:

Using a combinations table, equivalent to calculating result from vertices  $\{6, 8, 12\}$  to vertices  $\{1, 3, 11\}$ .

```

SELECT * FROM pgr_pushRelabel(
 'SELECT id,
 source,
 target,
 capacity,
 reverse_capacity
 FROM edge_table',
 'SELECT * FROM (VALUES (6, 1), (8, 3), (12, 11), (8, 1)) AS t(source, target)'
);
seq | edge | start_vid | end_vid | flow | residual_capacity
-----+-----+-----+-----+-----+-----
1 | 1 | 2 | 1 | 50 | 80
2 | 3 | 4 | 3 | 80 | 50
3 | 4 | 5 | 2 | 50 | 0
4 | 10 | 5 | 10 | 100 | 30
5 | 8 | 6 | 5 | 130 | 0
6 | 9 | 6 | 9 | 30 | 100
7 | 11 | 6 | 11 | 130 | 0
8 | 7 | 8 | 5 | 20 | 30
9 | 16 | 9 | 4 | 80 | 0
10 | 12 | 10 | 11 | 100 | 0
11 | 15 | 12 | 9 | 50 | 0
(11 rows)

```

#### Parameters

| Column                  | Type          | Default | Description                                                |
|-------------------------|---------------|---------|------------------------------------------------------------|
| <b>Edges SQL</b>        | TEXT          |         | Edges query as described in <b>Inner Queries</b> .         |
| <b>Combinations SQL</b> | TEXT          |         | Combinations query as described in <b>Inner Queries</b> .  |
| <b>source</b>           | BIGINT        |         | Identifier of the starting vertex of the flow.             |
| <b>sources</b>          | ARRAY[BIGINT] |         | Array of identifiers of the starting vertices of the flow. |
| <b>target</b>           | BIGINT        |         | Identifier of the ending vertex of the flow.               |
| <b>targets</b>          | ARRAY[BIGINT] |         | Array of identifiers of the ending vertices of the flow.   |

#### Inner queries

##### Edges SQL:

an SQL query of a directed graph of capacities, which should return a set of rows with the following columns:

| Column        | Type        | Default | Description                                            |
|---------------|-------------|---------|--------------------------------------------------------|
| <b>id</b>     | ANY-INTEGER |         | Identifier of the edge.                                |
| <b>source</b> | ANY-INTEGER |         | Identifier of the first end point vertex of the edge.  |
| <b>target</b> | ANY-INTEGER |         | Identifier of the second end point vertex of the edge. |

| Column                  | Type        | Default | Description                                                                                                                                                                                                      |
|-------------------------|-------------|---------|------------------------------------------------------------------------------------------------------------------------------------------------------------------------------------------------------------------|
| <b>capacity</b>         | ANY-INTEGER |         | Weight of the edge ( <i>source</i> , <i>target</i> ) <ul style="list-style-type: none"> <li>When negative: edge (<i>source</i>, <i>target</i>) does not exist, therefore it's not part of the graph.</li> </ul>  |
| <b>reverse_capacity</b> | ANY-INTEGER | -1      | Weight of the edge ( <i>target</i> , <i>source</i> ), <ul style="list-style-type: none"> <li>When negative: edge (<i>target</i>, <i>source</i>) does not exist, therefore it's not part of the graph.</li> </ul> |

Where:

#### ANY-INTEGER:

SMALLINT, INTEGER, BIGINT

#### Combinations SQL:

an SQL query which should return a set of rows with the following columns:

| Column        | Type        | Default | Description                                            |
|---------------|-------------|---------|--------------------------------------------------------|
| <b>source</b> | ANY-INTEGER |         | Identifier of the first end point vertex of the edge.  |
| <b>target</b> | ANY-INTEGER |         | Identifier of the second end point vertex of the edge. |

Where:

#### ANY-INTEGER:

SMALLINT, INTEGER, BIGINT

The function aggregates the sources and the targets, removes the duplicates, and then it calculates the result from the resultant source vertices to the target vertices.

#### Result Columns

| Column                   | Type   | Description                                                                           |
|--------------------------|--------|---------------------------------------------------------------------------------------|
| <b>seq</b>               | INT    | Sequential value starting from <b>1</b> .                                             |
| <b>edge</b>              | BIGINT | Identifier of the edge in the original query(edges_sql).                              |
| <b>start_vid</b>         | BIGINT | Identifier of the first end point vertex of the edge.                                 |
| <b>end_vid</b>           | BIGINT | Identifier of the second end point vertex of the edge.                                |
| <b>flow</b>              | BIGINT | Flow through the edge in the direction ( <i>start_vid</i> , <i>end_vid</i> ).         |
| <b>residual_capacity</b> | BIGINT | Residual capacity of the edge in the direction ( <i>start_vid</i> , <i>end_vid</i> ). |

#### See Also

- Flow - Family of functions, [pgr\\_boykovKolmogorov](#), [pgr\\_edmondsKarp](#)
- [https://www.boost.org/libs/graph/doc/push\\_relabel\\_max\\_flow.html](https://www.boost.org/libs/graph/doc/push_relabel_max_flow.html)
- [https://en.wikipedia.org/wiki/Push%28%93relabel\\_maximum\\_flow\\_algorithm](https://en.wikipedia.org/wiki/Push%28%93relabel_maximum_flow_algorithm)

#### Indices and tables

- [Index](#)
- [Search Page](#)

- Supported versions: Latest (3.3) 3.2 3.1 3.0**
- Unsupported versions: 2.6 2.5 2.4 2.3**

#### pgr\_edgeDisjointPaths

`pgr_edgeDisjointPaths` — Calculates edge disjoint paths between two groups of vertices.



Boost Graph Inside

#### Availability

- Version 3.2.0
  - New **proposed** function:
    - pgr\_edgeDisjointPaths(Combinations)
- Version 3.0.0
  - Official** function
- Version 2.5.0
  - Proposed** function
- Version 2.3.0
  - New **Experimental** function

#### Description

Calculates the edge disjoint paths between two groups of vertices. Utilizes underlying maximum flow algorithms to calculate the paths.

The main characteristics are:

- Calculates the edge disjoint paths between any two groups of vertices.
- Returns EMPTY SET when source and destination are the same, or cannot be reached.
- The graph can be directed or undirected.
- One to many, many to one, many to many versions are also supported.
- Uses **pgr\_boykovKolmogorov** to calculate the paths.

#### Signatures

#### Summary

```
pgr_edgeDisjointPaths(Edges SQL, start_vid, end_vid)
pgr_edgeDisjointPaths(Edges SQL, start_vid, end_vid [, directed])
pgr_edgeDisjointPaths(Edges SQL, start_vid, end_vids [, directed])
pgr_edgeDisjointPaths(Edges SQL, start_vids, end_vid [, directed])
pgr_edgeDisjointPaths(Edges SQL, start_vids, end_vids [, directed])
pgr_edgeDisjointPaths(Edges SQL, Combinations SQL [, directed])

RETURNS SET OF (seq, path_id, path_seq, [start_vid,] [end_vid,] node, edge, cost, agg_cost)
OR EMPTY SET
```

#### Using defaults

```
pgr_edgeDisjointPaths(Edges SQL, start_vid, end_vid)
RETURNS SET OF (seq, path_id, path_seq, node, edge, cost, agg_cost)
OR EMPTY SET
```

#### Example:

From vertex \{3\} to vertex \{5\} on a **directed** graph

```
SELECT * FROM pgr_edgeDisjointPaths(
 'SELECT id, source, target, cost, reverse_cost FROM edge_table',
 3, 5
);
```

| seq | path_id | path_seq | node | edge | cost | agg_cost |
|-----|---------|----------|------|------|------|----------|
| 1   | 1       | 1        | 3    | 2    | 1    | 0        |
| 2   | 1       | 2        | 2    | 4    | 1    | 1        |
| 3   | 1       | 3        | 5    | -1   | 0    | 2        |
| 4   | 2       | 1        | 3    | 5    | 1    | 0        |
| 5   | 2       | 2        | 6    | 8    | 1    | 1        |
| 6   | 2       | 3        | 5    | -1   | 0    | 2        |

(6 rows)

#### One to One

```
pgr_edgeDisjointPaths(Edges SQL, start_vid, end_vid, directed)
RETURNS SET OF (seq, path_id, path_seq, node, edge, cost, agg_cost)
OR EMPTY SET
```

#### Example:

From vertex \{3\} to vertex \{5\} on an **undirected** graph

```
SELECT * FROM pgr_edgeDisjointPaths(
 'SELECT id, source, target, cost, reverse_cost FROM edge_table',
 3, 5,
 directed := false
);
```

| seq | path_id | path_seq | node | edge | cost | agg_cost |
|-----|---------|----------|------|------|------|----------|
| 1   | 1       | 1        | 3    | 2    | 1    | 0        |
| 2   | 1       | 2        | 2    | 4    | 1    | 1        |
| 3   | 1       | 3        | 5    | -1   | 0    | 2        |
| 4   | 2       | 1        | 3    | 3    | -1   | 0        |
| 5   | 2       | 2        | 4    | 16   | 1    | -1       |
| 6   | 2       | 3        | 9    | 9    | 1    | 0        |
| 7   | 2       | 4        | 6    | 8    | 1    | 1        |
| 8   | 2       | 5        | 5    | -1   | 0    | 2        |
| 9   | 3       | 1        | 3    | 5    | 1    | 0        |
| 10  | 3       | 2        | 6    | 11   | 1    | 1        |
| 11  | 3       | 3        | 11   | 12   | -1   | 2        |
| 12  | 3       | 4        | 10   | 10   | 1    | 1        |
| 13  | 3       | 5        | 5    | -1   | 0    | 2        |

(13 rows)

One to Many

```
pgr_edgeDisjointPaths(Edges SQL, start_vid, end_vids, directed)
RETURNS SET OF (seq, path_id, path_seq, end_vid, node, edge, cost, agg_cost)
OR EMPTY SET
```

**Example:**  
From vertex  $\{3\}$  to vertices  $\{4, 5, 10\}$  on a **directed** graph

```
SELECT * FROM pgr_edgeDisjointPaths(
 'SELECT id, source, target, cost, reverse_cost FROM edge_table',
 3, ARRAY[4, 5, 10]
);
```

| seq | path_id | path_seq | end_vid | node | edge | cost | agg_cost |
|-----|---------|----------|---------|------|------|------|----------|
| 1   | 1       | 1        | 4       | 3    | 5    | 1    | 0        |
| 2   | 1       | 2        | 4       | 6    | 9    | 1    | 1        |
| 3   | 1       | 3        | 4       | 9    | 16   | 1    | 2        |
| 4   | 1       | 4        | 4       | 4    | -1   | 0    | 3        |
| 5   | 2       | 1        | 5       | 3    | 2    | 1    | 0        |
| 6   | 2       | 2        | 5       | 2    | 4    | 1    | 1        |
| 7   | 2       | 3        | 5       | 5    | -1   | 0    | 2        |
| 8   | 3       | 1        | 5       | 3    | 5    | 1    | 0        |
| 9   | 3       | 2        | 5       | 6    | 8    | 1    | 1        |
| 10  | 3       | 3        | 5       | 5    | -1   | 0    | 2        |
| 11  | 4       | 1        | 10      | 3    | 2    | 1    | 0        |
| 12  | 4       | 2        | 10      | 2    | 4    | 1    | 1        |
| 13  | 4       | 3        | 10      | 5    | 10   | 1    | 2        |
| 14  | 4       | 4        | 10      | 10   | -1   | 0    | 3        |

(14 rows)

Many to One

```
pgr_edgeDisjointPaths(Edges SQL, start_vids, end_vid, directed)
RETURNS SET OF (seq, path_id, path_seq, start_vid, node, edge, cost, agg_cost)
OR EMPTY SET
```

**Example:**  
From vertices  $\{3, 6\}$  to vertex  $\{5\}$  on a **directed** graph

```
SELECT * FROM pgr_edgeDisjointPaths(
'SELECT id, source, target, cost, reverse_cost FROM edge_table',
ARRAY[3, 6], 5
);
```

| seq | path_id | path_seq | start_vid | node | edge | cost | agg_cost |
|-----|---------|----------|-----------|------|------|------|----------|
| 1   | 1       | 1        | 0         | 3    | 2    | 1    | 0        |
| 2   | 1       | 2        | 0         | 2    | 4    | 1    | 1        |
| 3   | 1       | 3        | 0         | 5    | -1   | 0    | 2        |
| 4   | 2       | 1        | 1         | 3    | 5    | 1    | 0        |
| 5   | 2       | 2        | 1         | 6    | 8    | 1    | 1        |
| 6   | 2       | 3        | 1         | 5    | -1   | 0    | 2        |
| 7   | 3       | 1        | 2         | 6    | 8    | 1    | 0        |
| 8   | 3       | 2        | 2         | 5    | -1   | 0    | 1        |
| 9   | 4       | 1        | 3         | 6    | 9    | 1    | 0        |
| 10  | 4       | 2        | 3         | 9    | 16   | 1    | 1        |
| 11  | 4       | 3        | 3         | 4    | 3    | 1    | 2        |
| 12  | 4       | 4        | 3         | 3    | 2    | 1    | 3        |
| 13  | 4       | 5        | 3         | 2    | 4    | 1    | 4        |
| 14  | 4       | 6        | 3         | 5    | -1   | 0    | 5        |

(14 rows)

#### Many to Many

```
pgr_edgeDisjointPaths(Edges SQL, start_vids, end_vids, directed)
RETURNS SET OF (seq, path_seq, start_vid, end_vid, node, edge, cost, agg_cost)
OR EMPTY SET
```

#### Example:

From vertices  $\{3, 6\}$  to vertices  $\{4, 5, 10\}$  on a **directed** graph

```
SELECT * FROM pgr_edgeDisjointPaths(
'SELECT id, source, target, cost, reverse_cost FROM edge_table',
ARRAY[3, 6], ARRAY[4, 5, 10]
);
```

| seq | path_id | path_seq | start_vid | end_vid | node | edge | cost | agg_cost |
|-----|---------|----------|-----------|---------|------|------|------|----------|
| 1   | 1       | 1        | 0         | 4       | 3    | 5    | 1    | 0        |
| 2   | 1       | 2        | 0         | 4       | 6    | 9    | 1    | 1        |
| 3   | 1       | 3        | 0         | 4       | 9    | 16   | 1    | 2        |
| 4   | 1       | 4        | 0         | 4       | 4    | -1   | 0    | 3        |
| 5   | 2       | 1        | 1         | 5       | 3    | 2    | 1    | 0        |
| 6   | 2       | 2        | 1         | 5       | 2    | 4    | 1    | 1        |
| 7   | 2       | 3        | 1         | 5       | 5    | -1   | 0    | 2        |
| 8   | 3       | 1        | 2         | 5       | 3    | 5    | 1    | 0        |
| 9   | 3       | 2        | 2         | 5       | 6    | 8    | 1    | 1        |
| 10  | 3       | 3        | 2         | 5       | 5    | -1   | 0    | 2        |
| 11  | 4       | 1        | 3         | 10      | 3    | 2    | 1    | 0        |
| 12  | 4       | 2        | 3         | 10      | 2    | 4    | 1    | 1        |
| 13  | 4       | 3        | 3         | 10      | 5    | 10   | 1    | 2        |
| 14  | 4       | 4        | 3         | 10      | 10   | -1   | 0    | 3        |
| 15  | 5       | 1        | 4         | 4       | 6    | 9    | 1    | 0        |
| 16  | 5       | 2        | 4         | 4       | 9    | 16   | 1    | 1        |
| 17  | 5       | 3        | 4         | 4       | 4    | -1   | 0    | 2        |
| 18  | 6       | 1        | 5         | 5       | 6    | 8    | 1    | 0        |
| 19  | 6       | 2        | 5         | 5       | 5    | -1   | 0    | 1        |
| 20  | 7       | 1        | 6         | 5       | 6    | 9    | 1    | 0        |
| 21  | 7       | 2        | 6         | 5       | 9    | 16   | 1    | 1        |
| 22  | 7       | 3        | 6         | 5       | 4    | 3    | 1    | 2        |
| 23  | 7       | 4        | 6         | 5       | 3    | 2    | 1    | 3        |
| 24  | 7       | 5        | 6         | 5       | 2    | 4    | 1    | 4        |
| 25  | 7       | 6        | 6         | 5       | 5    | -1   | 0    | 5        |
| 26  | 8       | 1        | 7         | 10      | 6    | 8    | 1    | 0        |
| 27  | 8       | 2        | 7         | 10      | 5    | 10   | 1    | 1        |
| 28  | 8       | 3        | 7         | 10      | 10   | -1   | 0    | 2        |

(28 rows)

#### Combinations

```
pgr_edgeDisjointPaths(Edges SQL, Combinations SQL, directed)
RETURNS SET OF (seq, path_seq, start_vid, end_vid, node, edge, cost, agg_cost)
OR EMPTY SET
```

#### Example:

Using a combinations table, equivalent to calculating result from vertices  $\{3, 6\}$  to vertices  $\{4, 5, 10\}$  on a **directed** graph.

```

SELECT * FROM pgr_edgeDisjointPaths(
'SELECT id, source, target, cost, reverse_cost FROM edge_table',
'SELECT * FROM (VALUES (3, 4), (6, 5), (3, 10)) AS t(source, target)'
);
seq | path_id | path_seq | start_vid | end_vid | node | edge | cost | agg_cost
-----+-----+-----+-----+-----+-----+-----+-----+-----
1 | 1 | 1 | 0 | 4 | 3 | 5 | 1 | 0
2 | 1 | 2 | 0 | 4 | 6 | 9 | 1 | 1
3 | 1 | 3 | 0 | 4 | 9 | 16 | 1 | 2
4 | 1 | 4 | 0 | 4 | 4 | -1 | 0 | 3
5 | 2 | 1 | 1 | 5 | 3 | 2 | 1 | 0
6 | 2 | 2 | 1 | 5 | 2 | 4 | 1 | 1
7 | 2 | 3 | 1 | 5 | 5 | -1 | 0 | 2
8 | 3 | 1 | 2 | 5 | 3 | 5 | 1 | 0
9 | 3 | 2 | 2 | 5 | 6 | 8 | 1 | 1
10 | 3 | 3 | 2 | 5 | 5 | -1 | 0 | 2
11 | 4 | 1 | 3 | 10 | 3 | 2 | 1 | 0
12 | 4 | 2 | 3 | 10 | 2 | 4 | 1 | 1
13 | 4 | 3 | 3 | 10 | 5 | 10 | 1 | 2
14 | 4 | 4 | 3 | 10 | 10 | -1 | 0 | 3
15 | 5 | 1 | 4 | 4 | 6 | 9 | 1 | 0
16 | 5 | 2 | 4 | 4 | 9 | 16 | 1 | 1
17 | 5 | 3 | 4 | 4 | 4 | -1 | 0 | 2
18 | 6 | 1 | 5 | 5 | 6 | 8 | 1 | 0
19 | 6 | 2 | 5 | 5 | 5 | -1 | 0 | 1
20 | 7 | 1 | 6 | 5 | 6 | 9 | 1 | 0
21 | 7 | 2 | 6 | 5 | 9 | 16 | 1 | 1
22 | 7 | 3 | 6 | 5 | 4 | 3 | 1 | 2
23 | 7 | 4 | 6 | 5 | 3 | 2 | 1 | 3
24 | 7 | 5 | 6 | 5 | 2 | 4 | 1 | 4
25 | 7 | 6 | 6 | 5 | 5 | -1 | 0 | 5
26 | 8 | 1 | 7 | 10 | 6 | 8 | 1 | 0
27 | 8 | 2 | 7 | 10 | 5 | 10 | 1 | 1
28 | 8 | 3 | 7 | 10 | 10 | -1 | 0 | 2
(28 rows)

```

#### Parameters

| Parameter               | Type          | Default | Description                                                                                                                                                                     |
|-------------------------|---------------|---------|---------------------------------------------------------------------------------------------------------------------------------------------------------------------------------|
| <b>Edges SQL</b>        | TEXT          |         | Edges query as described below                                                                                                                                                  |
| <b>Combinations SQL</b> | TEXT          |         | Combinations query as described below                                                                                                                                           |
| <b>start_vid</b>        | BIGINT        |         | Identifier of the starting vertex of the path.                                                                                                                                  |
| <b>start_vids</b>       | ARRAY[BIGINT] |         | Array of identifiers of starting vertices.                                                                                                                                      |
| <b>end_vid</b>          | BIGINT        |         | Identifier of the ending vertex of the path.                                                                                                                                    |
| <b>end_vids</b>         | ARRAY[BIGINT] |         | Array of identifiers of ending vertices.                                                                                                                                        |
| <b>directed</b>         | BOOLEAN       | true    | <ul style="list-style-type: none"> <li>When <b>true</b> Graph is considered <i>Directed</i></li> <li>When <b>false</b> the graph is considered as <i>Undirected</i>.</li> </ul> |

#### Inner queries

##### Edges query

| Column              | Type          | Default | Description                                                                                                                                                                                                      |
|---------------------|---------------|---------|------------------------------------------------------------------------------------------------------------------------------------------------------------------------------------------------------------------|
| <b>id</b>           | ANY-INTEGER   |         | Identifier of the edge.                                                                                                                                                                                          |
| <b>source</b>       | ANY-INTEGER   |         | Identifier of the first end point vertex of the edge.                                                                                                                                                            |
| <b>target</b>       | ANY-INTEGER   |         | Identifier of the second end point vertex of the edge.                                                                                                                                                           |
| <b>cost</b>         | ANY-NUMERICAL |         | Weight of the edge ( <i>source</i> , <i>target</i> ) <ul style="list-style-type: none"> <li>When negative: edge (<i>source</i>, <i>target</i>) does not exist, therefore it's not part of the graph.</li> </ul>  |
| <b>reverse_cost</b> | ANY-NUMERICAL | -1      | Weight of the edge ( <i>target</i> , <i>source</i> ), <ul style="list-style-type: none"> <li>When negative: edge (<i>target</i>, <i>source</i>) does not exist, therefore it's not part of the graph.</li> </ul> |

Where:

#### ANY-INTEGER:

SMALLINT, INTEGER, BIGINT

#### ANY-NUMERICAL:

SMALLINT, INTEGER, BIGINT, REAL, FLOAT

#### Combinations query

#### Combinations SQL:



an SQL query which should return a set of rows with the following columns:

| Column | Type        | Default | Description                                            |
|--------|-------------|---------|--------------------------------------------------------|
| source | ANY-INTEGER |         | Identifier of the first end point vertex of the edge.  |
| target | ANY-INTEGER |         | Identifier of the second end point vertex of the edge. |

Where:

#### ANY-INTEGER:

SMALLINT, INTEGER, BIGINT

The function aggregates the sources and the targets, removes the duplicates, and then it calculates the result from the resultant source vertices to the target vertices.

#### Return Columns

Returns set of (seq, path\_id, path\_seq [, start\_vid] [, end\_vid], node, edge, cost, agg\_cost)

| Column    | Type   | Description                                                                                                                                                                                      |
|-----------|--------|--------------------------------------------------------------------------------------------------------------------------------------------------------------------------------------------------|
| seq       | INT    | Sequential value starting from <b>1</b> .                                                                                                                                                        |
| path_id   | INT    | Path identifier. Has value <b>1</b> for the first of a path. Used when there are multiple paths for the same start_vid to end_vid combination.                                                   |
| path_seq  | INT    | Relative position in the path. Has value <b>1</b> for the beginning of a path.                                                                                                                   |
| start_vid | BIGINT | Identifier of the starting vertex. Returned when multiple starting vertices are in the query. <ul style="list-style-type: none"><li>• <b>Many to One</b></li><li>• <b>Many to Many</b></li></ul> |
| end_vid   | BIGINT | Identifier of the ending vertex. Returned when multiple ending vertices are in the query. <ul style="list-style-type: none"><li>• <b>One to Many</b></li><li>• <b>Many to Many</b></li></ul>     |
| node      | BIGINT | Identifier of the node in the path from start_vid to end_vid.                                                                                                                                    |
| edge      | BIGINT | Identifier of the edge used to go from node to the next node in the path sequence. <b>-1</b> for the last node of the path.                                                                      |
| cost      | FLOAT  | Cost to traverse from node using edge to the next node in the path sequence.                                                                                                                     |
| agg_cost  | FLOAT  | Aggregate cost from start_v to node.                                                                                                                                                             |

See Also

- **Flow - Family of functions**

#### Indices and tables

- **Index**
- **Search Page**

- **Supported versions: Latest (3.1) 3.0**
- **Unsupported versions: 2.6 2.5 2.4 2.3**

pgr\_maxCardinalityMatch

pgr\_maxCardinalityMatch — Calculates a maximum cardinality matching in a graph.



Boost Graph Inside

#### Availability

- Version 3.0.0
  - **Official** function
- Version 2.5.0
  - Renamed from pgr\_maximumCardinalityMatching

### Result Columns

| Column        | Type   | Description                                     |
|---------------|--------|-------------------------------------------------|
| <b>seq</b>    | INT    | Sequential value starting from <b>1</b> .       |
| <b>edge</b>   | BIGINT | Identifier of the edge in the original query.   |
| <b>source</b> | BIGINT | Identifier of the first end point of the edge.  |
| <b>target</b> | BIGINT | Identifier of the second end point of the edge. |

See Also

- **Flow - Family of functions**
- [https://www.boost.org/libs/graph/doc/maximum\\_matching.html](https://www.boost.org/libs/graph/doc/maximum_matching.html)
- [https://en.wikipedia.org/wiki/Matching\\_%28graph\\_theory%29](https://en.wikipedia.org/wiki/Matching_%28graph_theory%29)
- [https://en.wikipedia.org/wiki/Ackermann\\_function](https://en.wikipedia.org/wiki/Ackermann_function)

## Indices and tables

- **Index**
- **Search Page**

- **Supported versions: Latest (3.3) 3.2 3.1 3.0**

`pgr_maxFlowMinCost` - Experimental

`pgr_maxFlowMinCost` — Calculates the flow on the graph edges that maximizes the flow and minimizes the cost from the sources to the targets.



Boost Graph Inside



### Warning

Possible server crash

- These functions might create a server crash



### Warning

Experimental functions

- They are not officially of the current release.
- They likely will not be officially be part of the next release:
  - The functions might not make use of ANY-INTEGER and ANY-NUMERICAL
  - Name might change.
  - Signature might change.
  - Functionality might change.
  - pgTap tests might be missing.
  - Might need c/c++ coding.
  - May lack documentation.
  - Documentation if any might need to be rewritten.
  - Documentation examples might need to be automatically generated.
  - Might need a lot of feedback from the community.
  - Might depend on a proposed function of pgRouting
  - Might depend on a deprecated function of pgRouting

## Availability

- Version 3.2.0
  - New **experimental** function:
    - `pgr_maxFlowMinCost(Combinations)`
- Version 3.0.0
- New **experimental** function

## Description

### The main characteristics are:

- The graph is **directed**.
- Process is done only on edges with positive capacities.
- When the maximum flow is 0 then there is no flow and **EMPTY SET** is returned.
  - There is no flow when a **source** is the same as a **target**.
- Any duplicated value in the source(s) or target(s) are ignored.
- Calculates the flow/residual capacity for each edge. In the output
  - Edges with zero flow are omitted.
- Creates a **super source** and edges to all the source(s), and a **super target** and the edges from all the targets(s).
- The maximum flow through the graph is guaranteed to be the value returned by **pgr\_maxFlow** when executed with the same parameters and can be calculated:
  - By aggregation of the outgoing flow from the sources
  - By aggregation of the incoming flow to the targets
- **TODO** check which statement is true:
  - The cost value of all input edges must be nonnegative.
  - Process is done when the cost value of all input edges is nonnegative.
  - Process is done on edges with nonnegative cost.
- Running time:  $\mathcal{O}(U * (E + V * \log V))$ 
  - where  $\mathcal{O}(U)$  is the value of the max flow.
  - $\mathcal{O}(U)$  is upper bound on number of iterations. In many real world cases number of iterations is much smaller than  $\mathcal{O}(U)$ .

## Signatures

### Summary

```
pgr_maxFlowMinCost(Edges SQL, source, target)
pgr_maxFlowMinCost(Edges SQL, sources, target)
pgr_maxFlowMinCost(Edges SQL, source, targets)
pgr_maxFlowMinCost(Edges SQL, sources, targets)
pgr_maxFlowMinCost(Edges SQL, Combinations SQL)
RETURNS SET OF (seq, edge, source, target, flow, residual_capacity, cost, agg_cost)
OR EMPTY SET
```

### One to One

```
pgr_maxFlowMinCost(Edges SQL, source, target)
RETURNS SET OF (seq, edge, source, target, flow, residual_capacity, cost, agg_cost)
OR EMPTY SET
```

### Example:

From vertex  $\backslash(2\backslash)$  to vertex  $\backslash(3\backslash)$

```
SELECT * FROM pgr_MaxFlowMinCost(
'SELECT id,
source, target,
capacity, reverse_capacity,
cost, reverse_cost FROM edge_table',
2, 3
);
seq | edge | source | target | flow | residual_capacity | cost | agg_cost
-----+-----+-----+-----+-----+-----+-----+-----
1 | 4 | 2 | 5 | 80 | 20 | 80 | 80
2 | 3 | 4 | 3 | 80 | 50 | 80 | 160
3 | 8 | 5 | 6 | 80 | 20 | 80 | 240
4 | 9 | 6 | 9 | 80 | 50 | 80 | 320
5 | 16 | 9 | 4 | 80 | 0 | 80 | 400
(5 rows)
```

### One to Many

```
pgr_maxFlowMinCost(Edges SQL, source, targets)
RETURNS SET OF (seq, edge, source, target, flow, residual_capacity, cost, agg_cost)
OR EMPTY SET
```

### Example:

From vertex  $\backslash(13\backslash)$  to vertices  $\backslash(\{7, 1, 4\}\backslash)$

```
SELECT * FROM pgr_MaxFlowMinCost(
'SELECT id,
source, target,
capacity, reverse_capacity,
cost, reverse_cost FROM edge_table',
13, ARRAY[7, 1, 4]
);
seq | edge | source | target | flow | residual_capacity | cost | agg_cost
-----+-----+-----+-----+-----+-----+-----+-----
1 | 1 | 2 | 1 | 50 | 80 | 50 | 50
2 | 4 | 5 | 2 | 50 | 0 | 50 | 100
3 | 16 | 9 | 4 | 50 | 30 | 50 | 150
4 | 10 | 10 | 5 | 50 | 0 | 50 | 200
5 | 12 | 10 | 11 | 50 | 50 | 50 | 250
6 | 13 | 11 | 12 | 50 | 50 | 50 | 300
7 | 15 | 12 | 9 | 50 | 0 | 50 | 350
8 | 14 | 13 | 10 | 100 | 30 | 100 | 450
(8 rows)
```

#### Many to One

```
pgr_maxFlowMinCost(Edges SQL, sources, target)
RETURNS SET OF (seq, edge, source, target, flow, residual_capacity, cost, agg_cost)
OR EMPTY SET
```

#### Example:

From vertices  $\{1, 7, 14\}$  to vertex  $\{12\}$

```
SELECT * FROM pgr_MaxFlowMinCost(
'SELECT id,
source, target,
capacity, reverse_capacity,
cost, reverse_cost FROM edge_table',
ARRAY[1, 7, 14], 12
);
seq | edge | source | target | flow | residual_capacity | cost | agg_cost
-----+-----+-----+-----+-----+-----+-----+-----
1 | 1 | 1 | 2 | 80 | 0 | 80 | 80
2 | 4 | 2 | 5 | 80 | 20 | 80 | 160
3 | 8 | 5 | 6 | 100 | 0 | 100 | 260
4 | 10 | 5 | 10 | 30 | 100 | 30 | 290
5 | 9 | 6 | 9 | 50 | 80 | 50 | 340
6 | 11 | 6 | 11 | 50 | 80 | 50 | 390
7 | 6 | 7 | 8 | 50 | 0 | 50 | 440
8 | 7 | 8 | 5 | 50 | 0 | 50 | 490
9 | 15 | 9 | 12 | 50 | 30 | 50 | 540
10 | 12 | 10 | 11 | 30 | 70 | 30 | 570
11 | 13 | 11 | 12 | 80 | 20 | 80 | 650
(11 rows)
```

#### Many to Many

```
pgr_maxFlowMinCost(Edges SQL, sources, targets)
RETURNS SET OF (seq, edge, source, target, flow, residual_capacity, cost, agg_cost)
OR EMPTY SET
```

#### Example:

From vertices  $\{7, 13\}$  to vertices  $\{3, 9\}$

```
SELECT * FROM pgr_MaxFlowMinCost(
'SELECT id,
source, target,
capacity, reverse_capacity,
cost, reverse_cost FROM edge_table',
ARRAY[7, 13], ARRAY[3, 9]
);
seq | edge | source | target | flow | residual_capacity | cost | agg_cost
-----+-----+-----+-----+-----+-----+-----+-----
1 | 8 | 5 | 6 | 100 | 0 | 100 | 100
2 | 9 | 6 | 9 | 100 | 30 | 100 | 200
3 | 6 | 7 | 8 | 50 | 0 | 50 | 250
4 | 7 | 8 | 5 | 50 | 0 | 50 | 300
5 | 10 | 10 | 5 | 50 | 0 | 50 | 350
6 | 12 | 10 | 11 | 50 | 50 | 50 | 400
7 | 13 | 11 | 12 | 50 | 50 | 50 | 450
8 | 15 | 12 | 9 | 50 | 0 | 50 | 500
9 | 14 | 13 | 10 | 100 | 30 | 100 | 600
(9 rows)
```

#### Combinations

pgr\_maxFlowMinCost(Edges SQL, Combinations SQL)  
 RETURNS SET OF (seq, edge, source, target, flow, residual\_capacity, cost, agg\_cost)  
 OR EMPTY SET

#### Example:

Using a combinations table, equivalent to calculating result from vertices  $\{7, 13\}$  to vertices  $\{3, 9\}$ .

```
SELECT * FROM pgr_MaxFlowMinCost(
 'SELECT id,
 source, target,
 capacity, reverse_capacity,
 cost, reverse_cost FROM edge_table',
 'SELECT * FROM (VALUES (7, 3), (13, 9)) AS t(source, target)'
);
```

| seq | edge | source | target | flow | residual_capacity | cost | agg_cost |
|-----|------|--------|--------|------|-------------------|------|----------|
| 1   | 8    | 5      | 6      | 100  | 0                 | 100  | 100      |
| 2   | 9    | 6      | 9      | 100  | 30                | 100  | 200      |
| 3   | 6    | 7      | 8      | 50   | 0                 | 50   | 250      |
| 4   | 7    | 8      | 5      | 50   | 0                 | 50   | 300      |
| 5   | 10   | 10     | 5      | 50   | 0                 | 50   | 350      |
| 6   | 12   | 10     | 11     | 50   | 50                | 50   | 400      |
| 7   | 13   | 11     | 12     | 50   | 50                | 50   | 450      |
| 8   | 15   | 12     | 9      | 50   | 0                 | 50   | 500      |
| 9   | 14   | 13     | 10     | 100  | 30                | 100  | 600      |

(9 rows)

#### Parameters

| Column                  | Type          | Default | Description                                                |
|-------------------------|---------------|---------|------------------------------------------------------------|
| <b>Edges SQL</b>        | TEXT          |         | Edges query as described in <b>Inner Queries</b> .         |
| <b>Combinations SQL</b> | TEXT          |         | Combinations query as described in <b>Inner Queries</b> .  |
| <b>source</b>           | BIGINT        |         | Identifier of the starting vertex of the flow.             |
| <b>sources</b>          | ARRAY[BIGINT] |         | Array of identifiers of the starting vertices of the flow. |
| <b>target</b>           | BIGINT        |         | Identifier of the ending vertex of the flow.               |
| <b>targets</b>          | ARRAY[BIGINT] |         | Array of identifiers of the ending vertices of the flow.   |

#### Inner queries

##### Edges SQL:

an SQL query of a directed graph of capacities, which should return a set of rows with the following columns:

| Column                  | Type          | Default | Description                                                                                                                                                                                                        |
|-------------------------|---------------|---------|--------------------------------------------------------------------------------------------------------------------------------------------------------------------------------------------------------------------|
| <b>id</b>               | ANY-INTEGER   |         | Identifier of the edge.                                                                                                                                                                                            |
| <b>source</b>           | ANY-INTEGER   |         | Identifier of the first end point vertex of the edge.                                                                                                                                                              |
| <b>target</b>           | ANY-INTEGER   |         | Identifier of the second end point vertex of the edge.                                                                                                                                                             |
| <b>capacity</b>         | ANY-INTEGER   |         | Capacity of the edge ( <i>source</i> , <i>target</i> ) <ul style="list-style-type: none"> <li>When negative: edge (<i>source</i>, <i>target</i>) does not exist, therefore it's not part of the graph.</li> </ul>  |
| <b>reverse_capacity</b> | ANY-INTEGER   | -1      | Capacity of the edge ( <i>target</i> , <i>source</i> ), <ul style="list-style-type: none"> <li>When negative: edge (<i>target</i>, <i>source</i>) does not exist, therefore it's not part of the graph.</li> </ul> |
| <b>cost</b>             | ANY-NUMERICAL |         | Weight of the edge ( <i>source</i> , <i>target</i> ) if it exists.                                                                                                                                                 |
| <b>reverse_cost</b>     | ANY-NUMERICAL | 0       | Weight of the edge ( <i>target</i> , <i>source</i> ) if it exists.                                                                                                                                                 |

Where:

##### ANY-INTEGER:

SMALLINT, INTEGER, BIGINT

##### ANY-NUMERICAL:

smallint, int, bigint, real, float

##### Combinations SQL:

an SQL query which should return a set of rows with the following columns:

| Column        | Type        | Default | Description                                            |
|---------------|-------------|---------|--------------------------------------------------------|
| <b>source</b> | ANY-INTEGER |         | Identifier of the first end point vertex of the edge.  |
| <b>target</b> | ANY-INTEGER |         | Identifier of the second end point vertex of the edge. |

| Column | Type | Default | Description |
|--------|------|---------|-------------|
|--------|------|---------|-------------|

Where:

#### ANY-INTEGER:

SMALLINT, INTEGER, BIGINT

The function aggregates the sources and the targets, removes the duplicates, and then it calculates the result from the resultant source vertices to the target vertices.

#### Result Columns

| Column                   | Type   | Description                                                                       |
|--------------------------|--------|-----------------------------------------------------------------------------------|
| <b>seq</b>               | INT    | Sequential value starting from <b>1</b> .                                         |
| <b>edge</b>              | BIGINT | Identifier of the edge in the original query(edges_sql).                          |
| <b>source</b>            | BIGINT | Identifier of the first end point vertex of the edge.                             |
| <b>target</b>            | BIGINT | Identifier of the second end point vertex of the edge.                            |
| <b>flow</b>              | BIGINT | Flow through the edge in the direction (source, target).                          |
| <b>residual_capacity</b> | BIGINT | Residual capacity of the edge in the direction (source, target).                  |
| <b>cost</b>              | FLOAT  | The cost of sending this flow through the edge in the direction (source, target). |
| <b>agg_cost</b>          | FLOAT  | The aggregate cost.                                                               |

#### See Also

- **Flow - Family of functions**
- [https://www.boost.org/libs/graph/doc/successive\\_shortest\\_path\\_nonnegative\\_weights.html](https://www.boost.org/libs/graph/doc/successive_shortest_path_nonnegative_weights.html)

#### Indices and tables

- **Index**
- **Search Page**

- **Supported versions: Latest (3.3) 3.2 3.1 3.0**

#### pgr\_maxFlowMinCost\_Cost - Experimental

`pgr_maxFlowMinCost_Cost` — Calculates the minimum cost maximum flow in a directed graph from the source(s) to the targets(s).



#### Boost Graph Inside



#### Warning

Possible server crash

- These functions might create a server crash



#### Warning

Experimental functions

- They are not officially of the current release.
- They likely will not be officially be part of the next release:
  - The functions might not make use of ANY-INTEGER and ANY-NUMERICAL
  - Name might change.
  - Signature might change.
  - Functionality might change.
  - pgTap tests might be missing.
  - Might need C/C++ coding.
  - May lack documentation.

- Documentation if any might need to be rewritten.
- Documentation examples might need to be automatically generated.
- Might need a lot of feedback from the community.
- Might depend on a proposed function of pgRouting
- Might depend on a deprecated function of pgRouting

## Availability

- Version 3.2.0
  - New **experimental** function:
    - `pgr_maxFlowMinCost_Cost(Combinations)`
- Version 3.0.0
  - New **experimental** function

## Description

### The main characteristics are:

- The graph is **directed**.
- **The cost value of all input edges must be nonnegative.**
- When the maximum flow is 0 then there is no flow and **0** is returned.
  - There is no flow when a **source** is the same as a **target**.
- Any duplicated value in the source(s) or target(s) are ignored.
- Uses the **pgr\_maxFlowMinCost** algorithm.
- Running time:  $\mathcal{O}(U * (E + V * \log V))$ , where  $\mathcal{O}(U)$  is the value of the max flow.  $\mathcal{O}(U)$  is upper bound on number of iteration. In many real world cases number of iterations is much smaller than  $\mathcal{O}(U)$ .

## Signatures

### Summary

```
pgr_maxFlowMinCost_Cost(Edges SQL, source, target)
pgr_maxFlowMinCost_Cost(Edges SQL, sources, target)
pgr_maxFlowMinCost_Cost(Edges SQL, source, targets)
pgr_maxFlowMinCost_Cost(Edges SQL, sources, targets)
pgr_maxFlowMinCost_Cost(Edges SQL, Combinations SQL)
RETURNS FLOAT
```

### One to One

```
pgr_maxFlowMinCost_Cost(Edges SQL, source, target)
RETURNS FLOAT
```

### Example:

From vertex  $\{2\}$  to vertex  $\{3\}$

```
SELECT * FROM pgr_MaxFlowMinCost_Cost(
'SELECT id,
source, target,
capacity, reverse_capacity,
cost, reverse_cost FROM edge_table',
2, 3
);
pgr_maxflowmincost_cost

(1 row) 400
```

### One to Many

```
pgr_maxFlowMinCost_Cost(Edges SQL, source, targets)
RETURNS FLOAT
```

### Example:

From vertex  $\{13\}$  to vertices  $\{\{7, 1, 4\}\}$



```
SELECT * FROM pgr_MaxFlowMinCost_Cost(
 'SELECT id,
 source, target,
 capacity, reverse_capacity,
 cost, reverse_cost FROM edge_table',
 13, ARRAY[7, 1, 4]
);
pgr_maxflowmincost_cost

450
(1 row)
```

Many to One

```
pgr_maxFlowMinCost_Cost(Edges SQL, sources, target)
RETURNS FLOAT
```

**Example:**  
From vertices  $\{1, 7, 14\}$  to vertex  $\{12\}$

```
SELECT * FROM pgr_MaxFlowMinCost_Cost(
 'SELECT id,
 source, target,
 capacity, reverse_capacity,
 cost, reverse_cost FROM edge_table',
 ARRAY[1, 7, 14], 12
);
pgr_maxflowmincost_cost

650
(1 row)
```

Many to Many

```
pgr_maxFlowMinCost_Cost(Edges SQL, sources, targets)
RETURNS FLOAT
```

**Example:**  
From vertices  $\{7, 13\}$  to vertices  $\{3, 9\}$

```
SELECT * FROM pgr_MaxFlowMinCost_Cost(
 'SELECT id,
 source, target,
 capacity, reverse_capacity,
 cost, reverse_cost FROM edge_table',
 ARRAY[7, 13], ARRAY[3, 9]
);
pgr_maxflowmincost_cost

600
(1 row)
```

Combinations

```
pgr_maxFlowMinCost_Cost(Edges SQL, Combinations SQL)
RETURNS FLOAT
```

**Example:**  
Using a combinations table, equivalent to calculating result from vertices  $\{7, 13\}$  to vertices  $\{3, 9\}$ .

```
SELECT * FROM pgr_MaxFlowMinCost_Cost(
 'SELECT id,
 source, target,
 capacity, reverse_capacity,
 cost, reverse_cost FROM edge_table',
 'SELECT * FROM (VALUES (7, 3), (13, 9)) AS t(source, target)'
);
pgr_maxflowmincost_cost

600
(1 row)
```

Parameters

| Column | Type | Default | Description |
|--------|------|---------|-------------|
|--------|------|---------|-------------|

| Column                  | Type          | Default | Description                                                |
|-------------------------|---------------|---------|------------------------------------------------------------|
| <b>Edges SQL</b>        | TEXT          |         | Edges query as described in <b>Inner Queries</b> .         |
| <b>Combinations SQL</b> | TEXT          |         | Combinations query as described in <b>Inner Queries</b> .  |
| <b>source</b>           | BIGINT        |         | Identifier of the starting vertex of the flow.             |
| <b>sources</b>          | ARRAY[BIGINT] |         | Array of identifiers of the starting vertices of the flow. |
| <b>target</b>           | BIGINT        |         | Identifier of the ending vertex of the flow.               |
| <b>targets</b>          | ARRAY[BIGINT] |         | Array of identifiers of the ending vertices of the flow.   |

#### Inner queries

##### Edges SQL:

an SQL query of a directed graph of capacities, which should return a set of rows with the following columns:

| Column                  | Type          | Default | Description                                                                                                                                                                                                        |
|-------------------------|---------------|---------|--------------------------------------------------------------------------------------------------------------------------------------------------------------------------------------------------------------------|
| <b>id</b>               | ANY-INTEGER   |         | Identifier of the edge.                                                                                                                                                                                            |
| <b>source</b>           | ANY-INTEGER   |         | Identifier of the first end point vertex of the edge.                                                                                                                                                              |
| <b>target</b>           | ANY-INTEGER   |         | Identifier of the second end point vertex of the edge.                                                                                                                                                             |
| <b>capacity</b>         | ANY-INTEGER   |         | Capacity of the edge ( <i>source</i> , <i>target</i> ) <ul style="list-style-type: none"> <li>When negative: edge (<i>source</i>, <i>target</i>) does not exist, therefore it's not part of the graph.</li> </ul>  |
| <b>reverse_capacity</b> | ANY-INTEGER   | -1      | Capacity of the edge ( <i>target</i> , <i>source</i> ), <ul style="list-style-type: none"> <li>When negative: edge (<i>target</i>, <i>source</i>) does not exist, therefore it's not part of the graph.</li> </ul> |
| <b>cost</b>             | ANY-NUMERICAL |         | Weight of the edge ( <i>source</i> , <i>target</i> ) if it exists.                                                                                                                                                 |
| <b>reverse_cost</b>     | ANY-NUMERICAL | 0       | Weight of the edge ( <i>target</i> , <i>source</i> ) if it exists.                                                                                                                                                 |

Where:

##### ANY-INTEGER:

SMALLINT, INTEGER, BIGINT

##### ANY-NUMERICAL:

smallint, int, bigint, real, float

##### Combinations SQL:

an SQL query which should return a set of rows with the following columns:

| Column        | Type        | Default | Description                                            |
|---------------|-------------|---------|--------------------------------------------------------|
| <b>source</b> | ANY-INTEGER |         | Identifier of the first end point vertex of the edge.  |
| <b>target</b> | ANY-INTEGER |         | Identifier of the second end point vertex of the edge. |

Where:

##### ANY-INTEGER:

SMALLINT, INTEGER, BIGINT

The function aggregates the sources and the targets, removes the duplicates, and then it calculates the result from the resultant source vertices to the target vertices.

#### Result Columns

| Type  | Description                                                            |
|-------|------------------------------------------------------------------------|
| FLOAT | Minimum Cost Maximum Flow possible from the source(s) to the target(s) |

See Also

- **Flow - Family of functions**
- [https://www.boost.org/libs/graph/doc/successive\\_shortest\\_path\\_nonnegative\\_weights.html](https://www.boost.org/libs/graph/doc/successive_shortest_path_nonnegative_weights.html)

#### Indices and tables

- **Index**
- **Search Page**

### The main characteristics are:

- The graph is **directed**.
- Process is done only on edges with positive capacities.
- When the maximum flow is 0 then there is no flow and **EMPTY SET** is returned.
  - There is no flow when a **source** is the same as a **target**.
- Any duplicated value in the source(s) or target(s) are ignored.
- Calculates the flow/residual capacity for each edge. In the output
  - Edges with zero flow are omitted.
- Creates a **super source** and edges to all the source(s), and a **super target** and the edges from all the targets(s).
- The maximum flow through the graph is guaranteed to be the value returned by **pgr\_maxFlow** when executed with the same parameters and can be calculated:
  - By aggregation of the outgoing flow from the sources
  - By aggregation of the incoming flow to the targets

**pgr\_maxFlow** is the maximum Flow and that maximum is guaranteed to be the same on the functions **pgr\_pushRelabel**, **pgr\_edmondsKarp**, **pgr\_boykovKolmogorov**, but the actual flow through each edge may vary.

### Parameters

| Column                  | Type          | Default | Description                                                |
|-------------------------|---------------|---------|------------------------------------------------------------|
| <b>Edges SQL</b>        | TEXT          |         | Edges query as described in <b>Inner Queries</b> .         |
| <b>Combinations SQL</b> | TEXT          |         | Combinations query as described in <b>Inner Queries</b> .  |
| <b>source</b>           | BIGINT        |         | Identifier of the starting vertex of the flow.             |
| <b>sources</b>          | ARRAY[BIGINT] |         | Array of identifiers of the starting vertices of the flow. |
| <b>target</b>           | BIGINT        |         | Identifier of the ending vertex of the flow.               |
| <b>targets</b>          | ARRAY[BIGINT] |         | Array of identifiers of the ending vertices of the flow.   |

### Inner queries

For **pgr\_pushRelabel**, **pgr\_edmondsKarp**, **pgr\_boykovKolmogorov** :

#### Edges SQL:

an SQL query of a directed graph of capacities, which should return a set of rows with the following columns:

| Column                  | Type        | Default | Description                                                                                                                                                                                       |
|-------------------------|-------------|---------|---------------------------------------------------------------------------------------------------------------------------------------------------------------------------------------------------|
| <b>id</b>               | ANY-INTEGER |         | Identifier of the edge.                                                                                                                                                                           |
| <b>source</b>           | ANY-INTEGER |         | Identifier of the first end point vertex of the edge.                                                                                                                                             |
| <b>target</b>           | ANY-INTEGER |         | Identifier of the second end point vertex of the edge.                                                                                                                                            |
| <b>capacity</b>         | ANY-INTEGER |         | Weight of the edge ( <i>source, target</i> ) <ul style="list-style-type: none"><li>• When negative: edge (<i>source, target</i>) does not exist, therefore it's not part of the graph.</li></ul>  |
| <b>reverse_capacity</b> | ANY-INTEGER | -1      | Weight of the edge ( <i>target, source</i> ), <ul style="list-style-type: none"><li>• When negative: edge (<i>target, source</i>) does not exist, therefore it's not part of the graph.</li></ul> |

Where:

#### ANY-INTEGER:

SMALLINT, INTEGER, BIGINT

For **pgr\_maxFlowMinCost - Experimental** and **pgr\_maxFlowMinCost\_Cost - Experimental**:

#### Edges SQL:

an SQL query of a directed graph of capacities, which should return a set of rows with the following columns:

| Column          | Type        | Default | Description                                                                                                                                                                                        |
|-----------------|-------------|---------|----------------------------------------------------------------------------------------------------------------------------------------------------------------------------------------------------|
| <b>id</b>       | ANY-INTEGER |         | Identifier of the edge.                                                                                                                                                                            |
| <b>source</b>   | ANY-INTEGER |         | Identifier of the first end point vertex of the edge.                                                                                                                                              |
| <b>target</b>   | ANY-INTEGER |         | Identifier of the second end point vertex of the edge.                                                                                                                                             |
| <b>capacity</b> | ANY-INTEGER |         | Capacity of the edge ( <i>source, target</i> ) <ul style="list-style-type: none"><li>• When negative: edge (<i>source, target</i>) does not exist, therefore it's not part of the graph.</li></ul> |

| Column                  | Type          | Default | Description                                                                                                                                                                                                           |
|-------------------------|---------------|---------|-----------------------------------------------------------------------------------------------------------------------------------------------------------------------------------------------------------------------|
| <b>reverse_capacity</b> | ANY-INTEGER   | -1      | Capacity of the edge ( <i>target</i> , <i>source</i> ),<br><ul style="list-style-type: none"> <li>When negative: edge (<i>target</i>, <i>source</i>) does not exist, therefore it's not part of the graph.</li> </ul> |
| <b>cost</b>             | ANY-NUMERICAL |         | Weight of the edge ( <i>source</i> , <i>target</i> ) if it exists.                                                                                                                                                    |
| <b>reverse_cost</b>     | ANY-NUMERICAL | 0       | Weight of the edge ( <i>target</i> , <i>source</i> ) if it exists.                                                                                                                                                    |

Where:

**ANY-INTEGER:**

SMALLINT, INTEGER, BIGINT

**ANY-NUMERICAL:**

smallint, int, bigint, real, float

For **pgr\_pushRelabel**, **pgr\_edmondsKarp**, **pgr\_boykovKolmogorov**, **pgr\_edgeDisjointPaths**, **pgr\_maxFlowMinCost** and **pgr\_maxFlowMinCost\_Cost** :

**Combinations SQL:**

an SQL query which should return a set of rows with the following columns:

| Column        | Type        | Default | Description                                            |
|---------------|-------------|---------|--------------------------------------------------------|
| <b>source</b> | ANY-INTEGER |         | Identifier of the first end point vertex of the edge.  |
| <b>target</b> | ANY-INTEGER |         | Identifier of the second end point vertex of the edge. |

Where:

**ANY-INTEGER:**

SMALLINT, INTEGER, BIGINT

The function aggregates the sources and the targets, removes the duplicates, and then it calculates the result from the resultant source vertices to the target vertices.

**Result Columns**

For **pgr\_pushRelabel**, **pgr\_edmondsKarp**, **pgr\_boykovKolmogorov** :

| Column                   | Type   | Description                                                                           |
|--------------------------|--------|---------------------------------------------------------------------------------------|
| <b>seq</b>               | INT    | Sequential value starting from <b>1</b> .                                             |
| <b>edge</b>              | BIGINT | Identifier of the edge in the original query(edges_sql).                              |
| <b>start_vid</b>         | BIGINT | Identifier of the first end point vertex of the edge.                                 |
| <b>end_vid</b>           | BIGINT | Identifier of the second end point vertex of the edge.                                |
| <b>flow</b>              | BIGINT | Flow through the edge in the direction ( <i>start_vid</i> , <i>end_vid</i> ).         |
| <b>residual_capacity</b> | BIGINT | Residual capacity of the edge in the direction ( <i>start_vid</i> , <i>end_vid</i> ). |

For **pgr\_maxFlowMinCost - Experimental**

| Column                   | Type   | Description                                                                       |
|--------------------------|--------|-----------------------------------------------------------------------------------|
| <b>seq</b>               | INT    | Sequential value starting from <b>1</b> .                                         |
| <b>edge</b>              | BIGINT | Identifier of the edge in the original query(edges_sql).                          |
| <b>source</b>            | BIGINT | Identifier of the first end point vertex of the edge.                             |
| <b>target</b>            | BIGINT | Identifier of the second end point vertex of the edge.                            |
| <b>flow</b>              | BIGINT | Flow through the edge in the direction (source, target).                          |
| <b>residual_capacity</b> | BIGINT | Residual capacity of the edge in the direction (source, target).                  |
| <b>cost</b>              | FLOAT  | The cost of sending this flow through the edge in the direction (source, target). |
| <b>agg_cost</b>          | FLOAT  | The aggregate cost.                                                               |

**Advanced Documentation**

A flow network is a directed graph where each edge has a capacity and a flow. The flow through an edge must not exceed the capacity of the edge. Additionally, the incoming and outgoing flow of a node must be equal except for source which only has outgoing flow, and the destination(sink) which only has incoming flow.

Maximum flow algorithms calculate the maximum flow through the graph and the flow of each edge.

The maximum flow through the graph is guaranteed to be the same with all implementations, but the actual flow through each edge may vary. Given the following query:

```
pgr_maxFlow \((edges_sql, source_vertex, sink_vertex)\)
```

where  $(edges\_sql = \{(id\_i, source\_i, target\_i, capacity\_i, reverse\_capacity\_i)\})$

### Graph definition

The weighted directed graph,  $(G(V,E))$ , is defined as:

- the set of vertices  $(V)$ 
  - $(source\_vertex \cup sink\_vertex \bigcup source\_i \bigcup target\_i)$
- the set of edges  $(E)$ 
  - $(E = \begin{cases} \text{ } \end{cases} \{(source\_i, target\_i, capacity\_i) \text{ when } capacity > 0 \} \& \quad \text{ if } reverse\_capacity = \varnothing \} \& \quad \{(source\_i, target\_i, capacity\_i) \text{ when } capacity > 0 \} \& \text{ } \cup \{(target\_i, source\_i, reverse\_capacity\_i) \text{ when } reverse\_capacity > 0 \} \& \quad \text{ if } reverse\_capacity \neq \varnothing \end{cases})$

### Maximum flow problem

Given:

- $(G(V,E))$
- $(source\_vertex \in V)$  the source vertex
- $(sink\_vertex \in V)$  the sink vertex

Then:

- $(pgr\_maxFlow(edges\_sql, source, sink) = \Phi)$
- $(\Phi = \{(id\_i, edge\_id\_i, source\_i, target\_i, flow\_i, residual\_capacity\_i)\})$

Where:

$(\Phi)$  is a subset of the original edges with their residual capacity and flow. The maximum flow through the graph can be obtained by aggregating on the source or sink and summing the flow from/to it. In particular:

- $(id\_i = i)$
- $(edge\_id = id\_i)$  in  $edges\_sql$
- $(residual\_capacity\_i = capacity\_i - flow\_i)$

See Also

- [https://en.wikipedia.org/wiki/Maximum\\_flow\\_problem](https://en.wikipedia.org/wiki/Maximum_flow_problem)

### Indices and tables

- [Index](#)
- [Search Page](#)

- Supported versions: Latest (3.3) 3.2 3.1 3.0**

### Kruskal - Family of functions

- [pgr\\_kruskal](#)
- [pgr\\_kruskalBFS](#)
- [pgr\\_kruskalDD](#)
- [pgr\\_kruskalDFS](#)



Boost Graph Inside

- Supported versions: Latest (3.3) 3.2 3.1 3.0**

pgr\_kruskal

`pgr_kruskal` — Returns the minimum spanning tree of graph using Kruskal algorithm.



Boost Graph Inside

Availability

- Version 3.0.0
  - New **Official** function

Description

This algorithm finds the minimum spanning forest in a possibly disconnected graph using Kruskal’s algorithm.

The main Characteristics are:

- It’s implementation is only on **undirected** graph.
- Process is done only on edges with positive costs.
- The total weight of all the edges in the tree or forest is minimized.
- When the graph is connected
  - The resulting edges make up a tree
- When the graph is not connected,
  - Finds a minimum spanning tree for each connected component.
  - The resulting edges make up a forest.
- Kruskal’s running time:  $\backslash(O(E * \log E)\backslash)$
- EMPTY SET is returned when there are no edges in the graph.

Signatures

Summary

```
pgr_kruskal(edges_sql)

RETURNS SET OF (seq, edge, cost)
OR EMPTY SET
```

Example:

Minimum Spanning Forest

```
SELECT * FROM pgr_kruskal(
 'SELECT id, source, target, cost, reverse_cost
 FROM edge_table ORDER BY id'
) ORDER BY edge;
edge | cost
-----+-----
 1 | 1
 2 | 1
 3 | 1
 6 | 1
 7 | 1
10 | 1
11 | 1
12 | 1
13 | 1
14 | 1
15 | 1
16 | 1
17 | 1
18 | 1
(14 rows)
```

Parameters

| Parameter | Type | Description                                 |
|-----------|------|---------------------------------------------|
| Edges SQL | TEXT | SQL query described in <b>Inner query</b> . |

Inner query

| Column              | Type          | Default | Description                                                                                                                                                                                                      |
|---------------------|---------------|---------|------------------------------------------------------------------------------------------------------------------------------------------------------------------------------------------------------------------|
| <b>id</b>           | ANY-INTEGER   |         | Identifier of the edge.                                                                                                                                                                                          |
| <b>source</b>       | ANY-INTEGER   |         | Identifier of the first end point vertex of the edge.                                                                                                                                                            |
| <b>target</b>       | ANY-INTEGER   |         | Identifier of the second end point vertex of the edge.                                                                                                                                                           |
| <b>cost</b>         | ANY-NUMERICAL |         | Weight of the edge ( <i>source</i> , <i>target</i> ) <ul style="list-style-type: none"> <li>When negative: edge (<i>source</i>, <i>target</i>) does not exist, therefore it's not part of the graph.</li> </ul>  |
| <b>reverse_cost</b> | ANY-NUMERICAL | -1      | Weight of the edge ( <i>target</i> , <i>source</i> ), <ul style="list-style-type: none"> <li>When negative: edge (<i>target</i>, <i>source</i>) does not exist, therefore it's not part of the graph.</li> </ul> |

Where:

**ANY-INTEGER:**

SMALLINT, INTEGER, BIGINT

**ANY-NUMERICAL:**

SMALLINT, INTEGER, BIGINT, REAL, FLOAT

**Result Columns**

Returns SET OF (edge, cost)

| Column      | Type   | Description                |
|-------------|--------|----------------------------|
| <b>edge</b> | BIGINT | Identifier of the edge.    |
| <b>cost</b> | FLOAT  | Cost to traverse the edge. |

**See Also**

- Spanning Tree - Category
- Kruskal - Family of functions
- The queries use the **Sample Data** network.
- Boost: Kruskal's algorithm documentation**
- Wikipedia: Kruskal's algorithm**

**Indices and tables**

- Index**
- Search Page**

- Supported versions: Latest (3.3) 3.2 3.1 3.0**

**pgr\_kruskalBFS**

`pgr_kruskalBFS` — Prim algorithm for Minimum Spanning Tree with Depth First Search ordering.



Boost Graph Inside

**Availability**

- Version 3.0.0
  - New **Official** function

**Description**

Visits and extracts the nodes information in Breath First Search ordering of the Minimum Spanning Tree created using Prim's algorithm.

**The main Characteristics are:**

- It's implementation is only on **undirected** graph.
- Process is done only on edges with positive costs.

- The total weight of all the edges in the tree or forest is minimized.
- When the graph is connected
  - The resulting edges make up a tree
- When the graph is not connected,
  - Finds a minimum spanning tree for each connected component.
  - The resulting edges make up a forest.
- Kruskal's running time:  $O(E * \log E)$
- Returned tree nodes from a root vertex are on Breath First Search order
- Breath First Search Running time:  $O(E + V)$

#### Signatures

```
pgr_kruskalBFS(Edges SQL, Root vid [, max_depth])
pgr_kruskalBFS(Edges SQL, Root vids [, max_depth])

RETURNS SET OF (seq, depth, start_vid, node, edge, cost, agg_cost)
```

#### Single vertex

```
pgr_kruskalBFS(Edges SQL, Root vid [, max_depth])

RETURNS SET OF (seq, depth, start_vid, node, edge, cost, agg_cost)
```

#### Example:

The Minimum Spanning Tree having as root vertex 2

```
SELECT * FROM pgr_kruskalBFS(
 'SELECT id, source, target, cost, reverse_cost FROM edge_table ORDER BY id',
 2
);
```

| seq | depth | start_vid | node | edge | cost | agg_cost |
|-----|-------|-----------|------|------|------|----------|
| 1   | 0     | 2         | 2    | -1   | 0    | 0        |
| 2   | 1     | 2         | 1    | 1    | 1    | 1        |
| 3   | 1     | 2         | 3    | 2    | 1    | 1        |
| 4   | 2     | 2         | 4    | 3    | 1    | 2        |
| 5   | 3     | 2         | 9    | 16   | 1    | 3        |
| 6   | 4     | 2         | 12   | 15   | 1    | 4        |
| 7   | 5     | 2         | 11   | 13   | 1    | 5        |
| 8   | 6     | 2         | 6    | 11   | 1    | 6        |
| 9   | 6     | 2         | 10   | 12   | 1    | 6        |
| 10  | 7     | 2         | 5    | 10   | 1    | 7        |
| 11  | 7     | 2         | 13   | 14   | 1    | 7        |
| 12  | 8     | 2         | 8    | 7    | 1    | 8        |
| 13  | 9     | 2         | 7    | 6    | 1    | 9        |

(13 rows)

#### Multiple vertices

```
pgr_kruskalBFS(Edges SQL, Root vids [, max_depth])

RETURNS SET OF (seq, depth, start_vid, node, edge, cost, agg_cost)
```

#### Example:

The Minimum Spanning Tree starting on vertices {13, 2} with (depth <= 3)

```
SELECT * FROM pgr_kruskalBFS(
 'SELECT id, source, target, cost, reverse_cost FROM edge_table ORDER BY id',
 ARRAY[13,2], max_depth := 3
);
```

| seq | depth | start_vid | node | edge | cost | agg_cost |
|-----|-------|-----------|------|------|------|----------|
| 1   | 0     | 2         | 2    | -1   | 0    | 0        |
| 2   | 1     | 2         | 1    | 1    | 1    | 1        |
| 3   | 1     | 2         | 3    | 2    | 1    | 1        |
| 4   | 2     | 2         | 4    | 3    | 1    | 2        |
| 5   | 3     | 2         | 9    | 16   | 1    | 3        |
| 6   | 0     | 13        | 13   | -1   | 0    | 0        |
| 7   | 1     | 13        | 10   | 14   | 1    | 1        |
| 8   | 2     | 13        | 5    | 10   | 1    | 2        |
| 9   | 2     | 13        | 11   | 12   | 1    | 2        |
| 10  | 3     | 13        | 8    | 7    | 1    | 3        |
| 11  | 3     | 13        | 6    | 11   | 1    | 3        |
| 12  | 3     | 13        | 12   | 13   | 1    | 3        |

(12 rows)

#### Parameters



| Parameter        | Type               | Description                                                                                                                                                                                                                                          |
|------------------|--------------------|------------------------------------------------------------------------------------------------------------------------------------------------------------------------------------------------------------------------------------------------------|
| <b>Edges SQL</b> | TEXT               | SQL query described in <b>Inner query</b> .                                                                                                                                                                                                          |
| <b>Root vid</b>  | BIGINT             | Identifier of the root vertex of the tree. <ul style="list-style-type: none"> <li>Used on <b>Single vertex</b></li> <li>When value is \(\emptyset\) then gets the spanning forest starting in aleatory nodes for each tree in the forest.</li> </ul> |
| <b>Root vids</b> | ARRAY[ANY-INTEGER] | Array of identifiers of the root vertices. <ul style="list-style-type: none"> <li>Used on <b>Multiple vertices</b></li> <li>\(\emptyset\) values are ignored</li> <li>For optimization purposes, any duplicated value is ignored.</li> </ul>         |

#### Optional Parameters

| Parameter        | Type   | Default                 | Description                                                                                                                                        |
|------------------|--------|-------------------------|----------------------------------------------------------------------------------------------------------------------------------------------------|
| <b>max_depth</b> | BIGINT | \(9223372036854775807\) | Upper limit for depth of node in the tree <ul style="list-style-type: none"> <li>When value is <b>Negative</b> then <b>throws error</b></li> </ul> |

#### Inner query

| Column              | Type          | Default | Description                                                                                                                                                                                                      |
|---------------------|---------------|---------|------------------------------------------------------------------------------------------------------------------------------------------------------------------------------------------------------------------|
| <b>id</b>           | ANY-INTEGER   |         | Identifier of the edge.                                                                                                                                                                                          |
| <b>source</b>       | ANY-INTEGER   |         | Identifier of the first end point vertex of the edge.                                                                                                                                                            |
| <b>target</b>       | ANY-INTEGER   |         | Identifier of the second end point vertex of the edge.                                                                                                                                                           |
| <b>cost</b>         | ANY-NUMERICAL |         | Weight of the edge ( <i>source</i> , <i>target</i> ) <ul style="list-style-type: none"> <li>When negative: edge (<i>source</i>, <i>target</i>) does not exist, therefore it's not part of the graph.</li> </ul>  |
| <b>reverse_cost</b> | ANY-NUMERICAL | -1      | Weight of the edge ( <i>target</i> , <i>source</i> ), <ul style="list-style-type: none"> <li>When negative: edge (<i>target</i>, <i>source</i>) does not exist, therefore it's not part of the graph.</li> </ul> |

Where:

#### ANY-INTEGER:

SMALLINT, INTEGER, BIGINT

#### ANY-NUMERICAL:

SMALLINT, INTEGER, BIGINT, REAL, FLOAT

#### Result Columns

Returns SET OF (seq, depth, start\_vid, node, edge, cost, agg\_cost)

| Column           | Type   | Description                                                                                                                                                 |
|------------------|--------|-------------------------------------------------------------------------------------------------------------------------------------------------------------|
| <b>seq</b>       | BIGINT | Sequential value starting from \(\emptyset\).                                                                                                               |
| <b>depth</b>     | BIGINT | Depth of the <i>node</i> . <ul style="list-style-type: none"> <li>\(\emptyset\) when <i>node</i> = <i>start_vid</i>.</li> </ul>                             |
| <b>start_vid</b> | BIGINT | Identifier of the root vertex. <ul style="list-style-type: none"> <li>I n <b>Multiple Vertices</b> results are in ascending order.</li> </ul>               |
| <b>node</b>      | BIGINT | Identifier of <i>node</i> reached using <i>edge</i> .                                                                                                       |
| <b>edge</b>      | BIGINT | Identifier of the <i>edge</i> used to arrive to <i>node</i> . <ul style="list-style-type: none"> <li>\(-1\)</li> when <i>node</i> = <i>start_vid</i>. </ul> |
| <b>cost</b>      | FLOAT  | Cost to traverse <i>edge</i> .                                                                                                                              |
| <b>agg_cost</b>  | FLOAT  | Aggregate cost from <i>start_vid</i> to <i>node</i> .                                                                                                       |

#### See Also

- Spanning Tree - Category**
- Kruskal - Family of functions**
- The queries use the **Sample Data** network.
- Boost: Kruskal's algorithm documentation**

- [Wikipedia: Kruskal's algorithm](#)

## Indices and tables

- [Index](#)
- [Search Page](#)

- **Supported versions:** **Latest (3.3)** **3.2** **3.1** **3.0**

`pgr_kruskalDD`

`pgr_kruskalDD` — Catchment nodes using Kruskal's algorithm.



Boost Graph Inside

## Availability

- Version 3.0.0
  - New **Official** function

## Description

Using Kruskal's algorithm, extracts the nodes that have aggregate costs less than or equal to the value `Distance` from a **root** vertex (or vertices) within the calculated minimum spanning tree.

## The main Characteristics are:

- It's implementation is only on **undirected** graph.
- Process is done only on edges with positive costs.
- The total weight of all the edges in the tree or forest is minimized.
- When the graph is connected
  - The resulting edges make up a tree
- When the graph is not connected,
  - Finds a minimum spanning tree for each connected component.
  - The resulting edges make up a forest.
- Kruskal's running time:  $\mathcal{O}(E * \log E)$
- Returned tree nodes from a root vertex are on Depth First Search order.
- Depth First Search running time:  $\mathcal{O}(E + V)$

## Signatures

```
pgr_kruskalDD(edges_sql, root_vid, distance)
pgr_kruskalDD(edges_sql, root_vids, distance)

RETURNS SET OF (seq, depth, start_vid, node, edge, cost, agg_cost)
```

## Single vertex

```
pgr_kruskalDD(edges_sql, root_vid, distance)

RETURNS SET OF (seq, depth, start_vid, node, edge, cost, agg_cost)
```

## Example:

The Minimum Spanning Tree starting on vertex  $\{2\}$  with  $\{agg\_cost \leq 3.5\}$

```
SELECT * FROM pgr_kruskalDD(
 'SELECT id, source, target, cost, reverse_cost FROM edge_table ORDER BY id',
 2, 3.5
);
seq | depth | start_vid | node | edge | cost | agg_cost
-----+-----+-----+-----+-----+-----+-----
1 | 0 | 2 | 2 | -1 | 0 | 0
2 | 1 | 2 | 1 | 1 | 1 | 1
3 | 1 | 2 | 3 | 2 | 1 | 1
4 | 2 | 2 | 4 | 3 | 1 | 2
5 | 3 | 2 | 9 | 16 | 1 | 3
(5 rows)
```

#### Multiple vertices

```
pgr_kruskalDD(edges_sql, root_vids, distance)

RETURNS SET OF (seq, depth, start_vid, node, edge, cost, agg_cost)
```

#### Example:

The Minimum Spanning Tree starting on vertices  $\{13, 2\}$  with  $(agg\_cost \leq 3.5)$ ;

```
SELECT * FROM pgr_kruskalDD(
 'SELECT id, source, target, cost, reverse_cost FROM edge_table ORDER BY id',
 ARRAY[13,2],
 3.5
);
seq | depth | start_vid | node | edge | cost | agg_cost
-----+-----+-----+-----+-----+-----+-----
1 | 0 | 2 | 2 | -1 | 0 | 0
2 | 1 | 2 | 1 | 1 | 1 | 1
3 | 1 | 2 | 3 | 2 | 1 | 1
4 | 2 | 2 | 4 | 3 | 1 | 2
5 | 3 | 2 | 9 | 16 | 1 | 3
6 | 0 | 13 | 13 | -1 | 0 | 0
7 | 1 | 13 | 10 | 14 | 1 | 1
8 | 2 | 13 | 5 | 10 | 1 | 2
9 | 3 | 13 | 8 | 7 | 1 | 3
10 | 2 | 13 | 11 | 12 | 1 | 2
11 | 3 | 13 | 6 | 11 | 1 | 3
12 | 3 | 13 | 12 | 13 | 1 | 3
(12 rows)
```

#### Parameters

| Parameter        | Type                            | Description                                                                                                                                                                                                                                       |
|------------------|---------------------------------|---------------------------------------------------------------------------------------------------------------------------------------------------------------------------------------------------------------------------------------------------|
| <b>Edges SQL</b> | <code>TEXT</code>               | SQL query described in <b>Inner query</b> .                                                                                                                                                                                                       |
| <b>Root vid</b>  | <code>BIGINT</code>             | Identifier of the root vertex of the tree. <ul style="list-style-type: none"> <li>Used on <b>Single vertex</b></li> <li>When <math>\{0\}</math> gets the spanning forest starting in aleatory nodes for each tree.</li> </ul>                     |
| <b>Root vids</b> | <code>ARRAY[ANY-INTEGER]</code> | Array of identifiers of the root vertices. <ul style="list-style-type: none"> <li>Used on <b>Multiple vertices</b></li> <li><math>\{0\}</math> values are ignored</li> <li>For optimization purposes, any duplicated value is ignored.</li> </ul> |
| <b>Distance</b>  | <code>ANY-NUMERIC</code>        | Upper limit for the inclusion of the node in the result. <ul style="list-style-type: none"> <li>When the value is Negative <b>throws error</b></li> </ul>                                                                                         |

Where:

#### ANY-INTEGER:

SMALLINT, INTEGER, BIGINT

#### ANY-NUMERIC:

SMALLINT, INTEGER, BIGINT, REAL, FLOAT, NUMERIC

#### Inner query

| Column        | Type                     | Default | Description                                            |
|---------------|--------------------------|---------|--------------------------------------------------------|
| <b>id</b>     | <code>ANY-INTEGER</code> |         | Identifier of the edge.                                |
| <b>source</b> | <code>ANY-INTEGER</code> |         | Identifier of the first end point vertex of the edge.  |
| <b>target</b> | <code>ANY-INTEGER</code> |         | Identifier of the second end point vertex of the edge. |

| Column              | Type          | Default | Description                                                                                                                                                                                                      |
|---------------------|---------------|---------|------------------------------------------------------------------------------------------------------------------------------------------------------------------------------------------------------------------|
| <b>cost</b>         | ANY-NUMERICAL |         | Weight of the edge ( <i>source</i> , <i>target</i> ) <ul style="list-style-type: none"> <li>When negative: edge (<i>source</i>, <i>target</i>) does not exist, therefore it's not part of the graph.</li> </ul>  |
| <b>reverse_cost</b> | ANY-NUMERICAL | -1      | Weight of the edge ( <i>target</i> , <i>source</i> ), <ul style="list-style-type: none"> <li>When negative: edge (<i>target</i>, <i>source</i>) does not exist, therefore it's not part of the graph.</li> </ul> |

Where:

**ANY-INTEGER:**

SMALLINT, INTEGER, BIGINT

**ANY-NUMERICAL:**

SMALLINT, INTEGER, BIGINT, REAL, FLOAT

**Result Columns**

Returns SET OF (seq, depth, start\_vid, node, edge, cost, agg\_cost)

| Column           | Type   | Description                                                                                                                                                                          |
|------------------|--------|--------------------------------------------------------------------------------------------------------------------------------------------------------------------------------------|
| <b>seq</b>       | BIGINT | Sequential value starting from \{(1\).                                                                                                                                               |
| <b>depth</b>     | BIGINT | Depth of the <code>node</code> . <ul style="list-style-type: none"> <li>\{(0\} when <code>node</code> = <code>start_vid</code>.</li> </ul>                                           |
| <b>start_vid</b> | BIGINT | Identifier of the root vertex. <ul style="list-style-type: none"> <li>In <b>Multiple Vertices</b> results are in ascending order.</li> </ul>                                         |
| <b>node</b>      | BIGINT | Identifier of <code>node</code> reached using <code>edge</code> .                                                                                                                    |
| <b>edge</b>      | BIGINT | Identifier of the <code>edge</code> used to arrive to <code>node</code> . <ul style="list-style-type: none"> <li>\{(-1\} when <code>node</code> = <code>start_vid</code>.</li> </ul> |
| <b>cost</b>      | FLOAT  | Cost to traverse <code>edge</code> .                                                                                                                                                 |
| <b>agg_cost</b>  | FLOAT  | Aggregate cost from <code>start_vid</code> to <code>node</code> .                                                                                                                    |

**See Also**

- Spanning Tree - Category
- Kruskal - Family of functions
- The queries use the **Sample Data** network.
- Boost: Kruskal's algorithm documentation**
- Wikipedia: Kruskal's algorithm**

**Indices and tables**

- Index**
- Search Page**

- Supported versions: Latest (3.3) 3.2 3.1 3.0**

**pgr\_kruskalDFS**

`pgr_kruskalDFS` — Kruskal algorithm for Minimum Spanning Tree with Depth First Search ordering.



Boost Graph Inside

**Availability**

- Version 3.0.0
  - New **Official** function

## Description

Visits and extracts the nodes information in Depth First Search ordering of the Minimum Spanning Tree created using Kruskal's algorithm.

### The main Characteristics are:

- It's implementation is only on **undirected** graph.
- Process is done only on edges with positive costs.
- The total weight of all the edges in the tree or forest is minimized.
- When the graph is connected
  - The resulting edges make up a tree
- When the graph is not connected,
  - Finds a minimum spanning tree for each connected component.
  - The resulting edges make up a forest.
- Kruskal's running time:  $O(E * \log E)$
- Returned tree nodes from a root vertex are on Depth First Search order
- Depth First Search Running time:  $O(E + V)$

### Signatures

```
pgr_kruskalDFS(Edges SQL, Root vid [, max_depth])
pgr_kruskalDFS(Edges SQL, Root vids [, max_depth])

RETURNS SET OF (seq, depth, start_vid, node, edge, cost, agg_cost)
```

### Single vertex

```
pgr_kruskalDFS(Edges SQL, Root vid [, max_depth])

RETURNS SET OF (seq, depth, start_vid, node, edge, cost, agg_cost)
```

### Example:

The Minimum Spanning Tree starting on vertex  $\{2\}$

```
SELECT * FROM pgr_kruskalDFS(
 'SELECT id, source, target, cost, reverse_cost FROM edge_table ORDER BY id',
 2
);
 seq | depth | start_vid | node | edge | cost | agg_cost
-----+-----+-----+-----+-----+-----+-----
 1 | 0 | 2 | 2 | -1 | 0 | 0
 2 | 1 | 2 | 1 | 1 | 1 | 1
 3 | 1 | 2 | 3 | 2 | 1 | 1
 4 | 2 | 2 | 4 | 3 | 1 | 2
 5 | 3 | 2 | 9 | 16 | 1 | 3
 6 | 4 | 2 | 12 | 15 | 1 | 4
 7 | 5 | 2 | 11 | 13 | 1 | 5
 8 | 6 | 2 | 6 | 11 | 1 | 6
 9 | 6 | 2 | 10 | 12 | 1 | 6
 10 | 7 | 2 | 5 | 10 | 1 | 7
 11 | 8 | 2 | 8 | 7 | 1 | 8
 12 | 9 | 2 | 7 | 6 | 1 | 9
 13 | 7 | 2 | 13 | 14 | 1 | 7
(13 rows)
```

### Multiple vertices

```
pgr_kruskalDFS(Edges SQL, Root vids [, max_depth])

RETURNS SET OF (seq, depth, start_vid, node, edge, cost, agg_cost)
```

### Example:

The Minimum Spanning Tree starting on vertices  $\{13, 2\}$  with  $(depth \leq 3)$

```
SELECT * FROM pgr_kruskalDFS(
'SELECT id, source, target, cost, reverse_cost FROM edge_table ORDER BY id',
ARRAY[13,2], max_depth := 3
);
seq | depth | start_vid | node | edge | cost | agg_cost
-----+-----+-----+-----+-----+-----+-----
1 | 0 | 2 | 2 | -1 | 0 | 0
2 | 1 | 2 | 1 | 1 | 1 | 1
3 | 1 | 2 | 3 | 2 | 1 | 1
4 | 2 | 2 | 4 | 3 | 1 | 2
5 | 3 | 2 | 9 | 16 | 1 | 3
6 | 0 | 13 | 13 | -1 | 0 | 0
7 | 1 | 13 | 10 | 14 | 1 | 1
8 | 2 | 13 | 5 | 10 | 1 | 2
9 | 3 | 13 | 8 | 7 | 1 | 3
10 | 2 | 13 | 11 | 12 | 1 | 2
11 | 3 | 13 | 6 | 11 | 1 | 3
12 | 3 | 13 | 12 | 13 | 1 | 3
(12 rows)
```

Parameters

| Parameter | Type               | Description                                                                                                                                                                                                                                       |
|-----------|--------------------|---------------------------------------------------------------------------------------------------------------------------------------------------------------------------------------------------------------------------------------------------|
| Edges SQL | TEXT               | SQL query described in <b>Inner query</b> .                                                                                                                                                                                                       |
| Root vid  | BIGINT             | Identifier of the root vertex of the tree. <ul style="list-style-type: none"><li>Used on <b>Single vertex</b></li><li>When value is \(\emptyset\) then gets the spanning forest starting in aleatory nodes for each tree in the forest.</li></ul> |
| Root vids | ARRAY[ANY-INTEGER] | Array of identifiers of the root vertices. <ul style="list-style-type: none"><li>Used on <b>Multiple vertices</b></li><li>\(\emptyset\) values are ignored</li><li>For optimization purposes, any duplicated value is ignored.</li></ul>          |

Optional Parameters

| Parameter | Type   | Default                 | Description                                                                                                                                      |
|-----------|--------|-------------------------|--------------------------------------------------------------------------------------------------------------------------------------------------|
| max_depth | BIGINT | \(9223372036854775807\) | Upper limit for depth of node in the tree <ul style="list-style-type: none"><li>When value is <b>Negative</b> then <b>throws error</b></li></ul> |

Inner query

| Column       | Type          | Default | Description                                                                                                                                                                                                    |
|--------------|---------------|---------|----------------------------------------------------------------------------------------------------------------------------------------------------------------------------------------------------------------|
| id           | ANY-INTEGER   |         | Identifier of the edge.                                                                                                                                                                                        |
| source       | ANY-INTEGER   |         | Identifier of the first end point vertex of the edge.                                                                                                                                                          |
| target       | ANY-INTEGER   |         | Identifier of the second end point vertex of the edge.                                                                                                                                                         |
| cost         | ANY-NUMERICAL |         | Weight of the edge ( <i>source</i> , <i>target</i> ) <ul style="list-style-type: none"><li>When negative: edge (<i>source</i>, <i>target</i>) does not exist, therefore it's not part of the graph.</li></ul>  |
| reverse_cost | ANY-NUMERICAL | -1      | Weight of the edge ( <i>target</i> , <i>source</i> ), <ul style="list-style-type: none"><li>When negative: edge (<i>target</i>, <i>source</i>) does not exist, therefore it's not part of the graph.</li></ul> |

Where:

**ANY-INTEGER:**  
SMALLINT, INTEGER, BIGINT  
**ANY-NUMERICAL:**  
SMALLINT, INTEGER, BIGINT, REAL, FLOAT

Result Columns

Returns SET OF (seq, depth, start\_vid, node, edge, cost, agg\_cost)

| Column | Type   | Description                                   |
|--------|--------|-----------------------------------------------|
| seq    | BIGINT | Sequential value starting from \(\emptyset\). |

| Column           | Type   | Description                                                                                                                                                                         |
|------------------|--------|-------------------------------------------------------------------------------------------------------------------------------------------------------------------------------------|
| <b>depth</b>     | BIGINT | Depth of the <code>node</code> . <ul style="list-style-type: none"> <li><code>\(0\)</code> when <code>node = start_vid</code>.</li> </ul>                                           |
| <b>start_vid</b> | BIGINT | Identifier of the root vertex. <ul style="list-style-type: none"> <li>In <b>Multiple Vertices</b> results are in ascending order.</li> </ul>                                        |
| <b>node</b>      | BIGINT | Identifier of <code>node</code> reached using <code>edge</code> .                                                                                                                   |
| <b>edge</b>      | BIGINT | Identifier of the <code>edge</code> used to arrive to <code>node</code> . <ul style="list-style-type: none"> <li><code>\(-1\)</code> when <code>node = start_vid</code>.</li> </ul> |
| <b>cost</b>      | FLOAT  | Cost to traverse <code>edge</code> .                                                                                                                                                |
| <b>agg_cost</b>  | FLOAT  | Aggregate cost from <code>start_vid</code> to <code>node</code> .                                                                                                                   |

See Also

- Spanning Tree - Category
- Kruskal - Family of functions
- The queries use the **Sample Data** network.
- Boost: Kruskal's algorithm documentation**
- Wikipedia: Kruskal's algorithm**

## Indices and tables

- Index**
- Search Page**

## Description

Kruskal's algorithm is a greedy minimum spanning tree algorithm that in each cycle finds and adds the edge of the least possible weight that connects any two trees in the forest.

### The main Characteristics are:

- It's implementation is only on **undirected** graph.
- Process is done only on edges with positive costs.
- The total weight of all the edges in the tree or forest is minimized.
- When the graph is connected
  - The resulting edges make up a tree
- When the graph is not connected,
  - Finds a minimum spanning tree for each connected component.
  - The resulting edges make up a forest.
- Kruskal's running time:  $O(E * \log E)$

## Inner query

| Column              | Type          | Default | Description                                                                                                                                                                                                      |
|---------------------|---------------|---------|------------------------------------------------------------------------------------------------------------------------------------------------------------------------------------------------------------------|
| <b>id</b>           | ANY-INTEGER   |         | Identifier of the edge.                                                                                                                                                                                          |
| <b>source</b>       | ANY-INTEGER   |         | Identifier of the first end point vertex of the edge.                                                                                                                                                            |
| <b>target</b>       | ANY-INTEGER   |         | Identifier of the second end point vertex of the edge.                                                                                                                                                           |
| <b>cost</b>         | ANY-NUMERICAL |         | Weight of the edge ( <i>source</i> , <i>target</i> ) <ul style="list-style-type: none"> <li>When negative: edge (<i>source</i>, <i>target</i>) does not exist, therefore it's not part of the graph.</li> </ul>  |
| <b>reverse_cost</b> | ANY-NUMERICAL | -1      | Weight of the edge ( <i>target</i> , <i>source</i> ), <ul style="list-style-type: none"> <li>When negative: edge (<i>target</i>, <i>source</i>) does not exist, therefore it's not part of the graph.</li> </ul> |

Where:

### ANY-INTEGER:

SMALLINT, INTEGER, BIGINT

### ANY-NUMERICAL:

SMALLINT, INTEGER, BIGINT, REAL, FLOAT

See Also

- Spanning Tree - Category**

- [Boost: Kruskal's algorithm documentation](#)
- [Wikipedia: Kruskal's algorithm](#)

## Indices and tables

- [Index](#)
- [Search Page](#)

- **Supported versions:** [Latest \(3.3\)](#) [3.2](#) [3.1](#) [3.0](#)

## Prim - Family of functions

- [pgr\\_prim](#)
- [pgr\\_primBFS](#)
- [pgr\\_primDD](#)
- [pgr\\_primDFS](#)



Boost Graph Inside

- **Supported versions:** [Latest \(3.3\)](#) [3.2](#) [3.1](#) [3.0](#)

## pgr\_prim

`pgr_prim` — Minimum spanning forest of graph using Prim algorithm.



Boost Graph Inside

## Availability

- Version 3.0.0
  - New **Official** function

## Support

- **Supported versions:** [current\(3.1\)](#) [3.0](#)

## Description

This algorithm finds the minimum spanning forest in a possibly disconnected graph using Prim's algorithm.

## The main characteristics are:

- It's implementation is only on **undirected graph**.
- Process is done only on edges with positive costs.
- When the graph is connected
  - The resulting edges make up a tree
- When the graph is not connected,
  - Finds a minimum spanning tree for each connected component.
  - The resulting edges make up a forest.
- Prim's running time:  $\mathcal{O}(E \cdot \log V)$
- EMPTY SET is returned when there are no edges in the graph.

## Signatures

## Summary



pgr\_prim(edges\_sql)

RETURNS SET OF (edge, cost)  
OR EMPTY SET

#### Example:

Minimum Spanning Forest of a subgraph

```
SELECT edge, cost FROM pgr_prim(
 'SELECT id, source, target, cost, reverse_cost FROM edge_table WHERE id < 14'
) ORDER BY edge;
edge | cost
-----+-----
 1 | 1
 2 | 1
 3 | 1
 4 | 1
 5 | 1
 6 | 1
 7 | 1
 9 | 1
10 | 1
11 | 1
13 | 1
(11 rows)
```

#### Parameters

| Parameter | Type | Description                                 |
|-----------|------|---------------------------------------------|
| Edges SQL | TEXT | SQL query described in <b>Inner query</b> . |

#### Inner query

| Column              | Type          | Default | Description                                                                                                                                                                                                    |
|---------------------|---------------|---------|----------------------------------------------------------------------------------------------------------------------------------------------------------------------------------------------------------------|
| <b>id</b>           | ANY-INTEGER   |         | Identifier of the edge.                                                                                                                                                                                        |
| <b>source</b>       | ANY-INTEGER   |         | Identifier of the first end point vertex of the edge.                                                                                                                                                          |
| <b>target</b>       | ANY-INTEGER   |         | Identifier of the second end point vertex of the edge.                                                                                                                                                         |
| <b>cost</b>         | ANY-NUMERICAL |         | Weight of the edge ( <i>source</i> , <i>target</i> ) <ul style="list-style-type: none"><li>When negative: edge (<i>source</i>, <i>target</i>) does not exist, therefore it's not part of the graph.</li></ul>  |
| <b>reverse_cost</b> | ANY-NUMERICAL | -1      | Weight of the edge ( <i>target</i> , <i>source</i> ), <ul style="list-style-type: none"><li>When negative: edge (<i>target</i>, <i>source</i>) does not exist, therefore it's not part of the graph.</li></ul> |

Where:

#### ANY-INTEGER:

SMALLINT, INTEGER, BIGINT

#### ANY-NUMERICAL:

SMALLINT, INTEGER, BIGINT, REAL, FLOAT

#### Result Columns

Returns SET OF (edge, cost)

| Column      | Type   | Description                |
|-------------|--------|----------------------------|
| <b>edge</b> | BIGINT | Identifier of the edge.    |
| <b>cost</b> | FLOAT  | Cost to traverse the edge. |

#### See Also

- [Spanning Tree - Category](#)
- [Prim - Family of functions](#)
- The queries use the **Sample Data** network.
- [Boost: Prim's algorithm documentation](#)
- [Wikipedia: Prim's algorithm](#)

#### Indices and tables

- [Index](#)
- [Search Page](#)

- **Supported versions:** **Latest (3.3)** **3.2** **3.1** **3.0**

`pgr_primBFS`

`pgr_primBFS` — Prim's algorithm for Minimum Spanning Tree with Depth First Search ordering.



Boost Graph Inside

## Availability

- Version 3.0.0
  - New **Official** function

## Description

Visits and extracts the nodes information in Breath First Search ordering of the Minimum Spanning Tree created with Prim's algorithm.

## The main Characteristics are:

- It's implementation is only on **undirected graph**.
- Process is done only on edges with positive costs.
- When the graph is connected
  - The resulting edges make up a tree
- When the graph is not connected,
  - Finds a minimum spanning tree for each connected component.
  - The resulting edges make up a forest.
- Prim's running time:  $\mathcal{O}(E \log V)$
- Returned tree nodes from a root vertex are on Breath First Search order
- Breath First Search Running time:  $\mathcal{O}(E + V)$

## Signatures

```
pgr_primBFS(Edges SQL, Root vid [, max_depth])
pgr_primBFS(Edges SQL, Root vids [, max_depth])

RETURNS SET OF (seq, depth, start_vid, node, edge, cost, agg_cost)
```

## Single vertex

```
pgr_primBFS(Edges SQL, Root vid [, max_depth])

RETURNS SET OF (seq, depth, start_vid, node, edge, cost, agg_cost)
```

## Example:

The Minimum Spanning Tree having as root vertex  $\backslash(2\backslash)$

```
SELECT * FROM pgr_primBFS(
 'SELECT id, source, target, cost, reverse_cost FROM edge_table ORDER BY id',
 2
);
seq | depth | start_vid | node | edge | cost | agg_cost
-----+-----+-----+-----+-----+-----+-----
1 | 0 | 2 | 2 | -1 | 0 | 0
2 | 1 | 2 | 1 | 1 | 1 | 1
3 | 1 | 2 | 3 | 2 | 1 | 1
4 | 1 | 2 | 5 | 4 | 1 | 1
5 | 2 | 2 | 4 | 3 | 1 | 2
6 | 2 | 2 | 6 | 5 | 1 | 2
7 | 2 | 2 | 8 | 7 | 1 | 2
8 | 2 | 2 | 10 | 10 | 1 | 2
9 | 3 | 2 | 9 | 9 | 1 | 3
10 | 3 | 2 | 11 | 11 | 1 | 3
11 | 3 | 2 | 7 | 6 | 1 | 3
12 | 3 | 2 | 13 | 14 | 1 | 3
13 | 4 | 2 | 12 | 13 | 1 | 4
(13 rows)
```

Multiple vertices

```
pgr_primBFS(Edges SQL, Root vids [, max_depth])

RETURNS SET OF (seq, depth, start_vid, node, edge, cost, agg_cost)
```

Example:

The Minimum Spanning Tree starting on vertices  $\{13, 2\}$  with  $(depth \leq 3)$

```
SELECT * FROM pgr_primBFS(
 'SELECT id, source, target, cost, reverse_cost FROM edge_table ORDER BY id',
 ARRAY[13,2], max_depth := 3
);
seq | depth | start_vid | node | edge | cost | agg_cost
-----+-----+-----+-----+-----+-----+-----
1 | 0 | 2 | 2 | -1 | 0 | 0
2 | 1 | 2 | 1 | 1 | 1 | 1
3 | 1 | 2 | 3 | 2 | 1 | 1
4 | 1 | 2 | 5 | 4 | 1 | 1
5 | 2 | 2 | 4 | 3 | 1 | 2
6 | 2 | 2 | 6 | 5 | 1 | 2
7 | 2 | 2 | 8 | 7 | 1 | 2
8 | 2 | 2 | 10 | 10 | 1 | 2
9 | 3 | 2 | 9 | 9 | 1 | 3
10 | 3 | 2 | 11 | 11 | 1 | 3
11 | 3 | 2 | 7 | 6 | 1 | 3
12 | 3 | 2 | 13 | 14 | 1 | 3
13 | 0 | 13 | 13 | -1 | 0 | 0
14 | 1 | 13 | 10 | 14 | 1 | 1
15 | 2 | 13 | 5 | 10 | 1 | 2
16 | 3 | 13 | 2 | 4 | 1 | 3
17 | 3 | 13 | 8 | 7 | 1 | 3
(17 rows)
```

Parameters

| Parameter | Type               | Description                                                                                                                                                                                                                                            |
|-----------|--------------------|--------------------------------------------------------------------------------------------------------------------------------------------------------------------------------------------------------------------------------------------------------|
| Edges SQL | TEXT               | SQL query described in <b>Inner query</b> .                                                                                                                                                                                                            |
| Root vid  | BIGINT             | Identifier of the root vertex of the tree. <ul style="list-style-type: none"><li>Used on <b>Single vertex</b></li><li>When value is <math>\{0\}</math> then gets the spanning forest starting in aleatory nodes for each tree in the forest.</li></ul> |
| Root vids | ARRAY[ANY-INTEGER] | Array of identifiers of the root vertices. <ul style="list-style-type: none"><li>Used on <b>Multiple vertices</b></li><li><math>\{0\}</math> values are ignored</li><li>For optimization purposes, any duplicated value is ignored.</li></ul>          |

Optional Parameters

| Parameter | Type   | Default                                     | Description                                                                                                                                      |
|-----------|--------|---------------------------------------------|--------------------------------------------------------------------------------------------------------------------------------------------------|
| max_depth | BIGINT | $\backslash(9223372036854775807\backslash)$ | Upper limit for depth of node in the tree <ul style="list-style-type: none"><li>When value is <b>Negative</b> then <b>throws error</b></li></ul> |

#### Inner query

| Column              | Type          | Default | Description                                                                                                                                                                                                    |
|---------------------|---------------|---------|----------------------------------------------------------------------------------------------------------------------------------------------------------------------------------------------------------------|
| <b>id</b>           | ANY-INTEGER   |         | Identifier of the edge.                                                                                                                                                                                        |
| <b>source</b>       | ANY-INTEGER   |         | Identifier of the first end point vertex of the edge.                                                                                                                                                          |
| <b>target</b>       | ANY-INTEGER   |         | Identifier of the second end point vertex of the edge.                                                                                                                                                         |
| <b>cost</b>         | ANY-NUMERICAL |         | Weight of the edge ( <i>source</i> , <i>target</i> ) <ul style="list-style-type: none"><li>When negative: edge (<i>source</i>, <i>target</i>) does not exist, therefore it's not part of the graph.</li></ul>  |
| <b>reverse_cost</b> | ANY-NUMERICAL | -1      | Weight of the edge ( <i>target</i> , <i>source</i> ), <ul style="list-style-type: none"><li>When negative: edge (<i>target</i>, <i>source</i>) does not exist, therefore it's not part of the graph.</li></ul> |

Where:

#### ANY-INTEGER:

SMALLINT, INTEGER, BIGINT

#### ANY-NUMERICAL:

SMALLINT, INTEGER, BIGINT, REAL, FLOAT

#### Result Columns

Returns SET OF (seq, depth, start\_vid, node, edge, cost, agg\_cost)

| Column           | Type   | Description                                                                                                                                                                        |
|------------------|--------|------------------------------------------------------------------------------------------------------------------------------------------------------------------------------------|
| <b>seq</b>       | BIGINT | Sequential value starting from \{(1\).                                                                                                                                             |
| <b>depth</b>     | BIGINT | Depth of the <code>node</code> . <ul style="list-style-type: none"><li>\{(0\} when <code>node</code> = <code>start_vid</code>.</li></ul>                                           |
| <b>start_vid</b> | BIGINT | Identifier of the root vertex. <ul style="list-style-type: none"><li>I n <b>Multiple Vertices</b> results are in ascending order.</li></ul>                                        |
| <b>node</b>      | BIGINT | Identifier of <code>node</code> reached using <code>edge</code> .                                                                                                                  |
| <b>edge</b>      | BIGINT | Identifier of the <code>edge</code> used to arrive to <code>node</code> . <ul style="list-style-type: none"><li>\{(-1\} when <code>node</code> = <code>start_vid</code>.</li></ul> |
| <b>cost</b>      | FLOAT  | Cost to traverse <code>edge</code> .                                                                                                                                               |
| <b>agg_cost</b>  | FLOAT  | Aggregate cost from <code>start_vid</code> to <code>node</code> .                                                                                                                  |

#### See Also

- Spanning Tree - Category
- Prim - Family of functions
- The queries use the **Sample Data** network.
- Boost: Prim's algorithm documentation**
- Wikipedia: Prim's algorithm**

#### Indices and tables

- Index**
- Search Page**

- Supported versions: Latest (3.3) 3.2 3.1 3.0**

#### pgr\_primDD

`pgr_primDD` — Catchment nodes using Prim's algorithm.



## Availability

- Version 3.0.0
  - New **Official** function

## Description

Using Prim algorithm, extracts the nodes that have aggregate costs less than or equal to the value `Distance` within the calculated minimum spanning tree.

## The main Characteristics are:

- It's implementation is only on **undirected graph**.
- Process is done only on edges with positive costs.
- When the graph is connected
  - The resulting edges make up a tree
- When the graph is not connected,
  - Finds a minimum spanning tree for each connected component.
  - The resulting edges make up a forest.
- Prim's running time:  $\mathcal{O}(E \cdot \log V)$
- Returned tree nodes from a root vertex are on Depth First Search order.
- Depth First Search running time:  $\mathcal{O}(E + V)$

## Signatures

## Summary

```
pgr_prim(Edges SQL, root vid, distance)
pgr_prim(Edges SQL, root vids, distance)

RETURNS SET OF (seq, depth, start_vid, node, edge, cost, agg_cost)
```

## Single vertex

```
pgr_primDD(Edges SQL, root vid, distance)

RETURNS SET OF (seq, depth, start_vid, node, edge, cost, agg_cost)
```

## Example:

The Minimum Spanning Tree starting on vertex `(2)` with `(agg_cost <= 3.5)`

```
SELECT * FROM pgr_primDD(
 'SELECT id, source, target, cost, reverse_cost FROM edge_table ORDER BY id',
 2, 3.5
);
```

| seq | depth | start_vid | node | edge | cost | agg_cost |
|-----|-------|-----------|------|------|------|----------|
| 1   | 0     | 2         | 2    | -1   | 0    | 0        |
| 2   | 1     | 2         | 1    | 1    | 1    | 1        |
| 3   | 1     | 2         | 3    | 2    | 1    | 1        |
| 4   | 2     | 2         | 4    | 3    | 1    | 2        |
| 5   | 2     | 2         | 6    | 5    | 1    | 2        |
| 6   | 3     | 2         | 9    | 9    | 1    | 3        |
| 7   | 3     | 2         | 11   | 11   | 1    | 3        |
| 8   | 1     | 2         | 5    | 4    | 1    | 1        |
| 9   | 2     | 2         | 8    | 7    | 1    | 2        |
| 10  | 3     | 2         | 7    | 6    | 1    | 3        |
| 11  | 2     | 2         | 10   | 10   | 1    | 2        |
| 12  | 3     | 2         | 13   | 14   | 1    | 3        |

(12 rows)

## Multiple vertices

```
pgr_primDD(Edges SQL, root vids, distance)

RETURNS SET OF (seq, depth, start_vid, node, edge, cost, agg_cost)
```

## Example:

The Minimum Spanning Tree starting on vertices `(\{13, 2\})` with `(agg_cost <= 3.5)`;

```

SELECT * FROM pgr_primDD(
'SELECT id, source, target, cost, reverse_cost FROM edge_table ORDER BY id',
ARRAY[13,2], 3.5
);
seq | depth | start_vid | node | edge | cost | agg_cost
-----+-----+-----+-----+-----+-----+-----
1 | 0 | 2 | 2 | -1 | 0 | 0
2 | 1 | 2 | 1 | 1 | 1 | 1
3 | 1 | 2 | 3 | 2 | 1 | 1
4 | 2 | 2 | 4 | 3 | 1 | 2
5 | 2 | 2 | 6 | 5 | 1 | 2
6 | 3 | 2 | 9 | 9 | 1 | 3
7 | 3 | 2 | 11 | 11 | 1 | 3
8 | 1 | 2 | 5 | 4 | 1 | 1
9 | 2 | 2 | 8 | 7 | 1 | 2
10 | 3 | 2 | 7 | 6 | 1 | 3
11 | 2 | 2 | 10 | 10 | 1 | 2
12 | 3 | 2 | 13 | 14 | 1 | 3
13 | 0 | 13 | 13 | -1 | 0 | 0
14 | 1 | 13 | 10 | 14 | 1 | 1
15 | 2 | 13 | 5 | 10 | 1 | 2
16 | 3 | 13 | 2 | 4 | 1 | 3
17 | 3 | 13 | 8 | 7 | 1 | 3
(17 rows)

```

#### Parameters

| Parameter        | Type                            | Description                                                                                                                                                                                                                                       |
|------------------|---------------------------------|---------------------------------------------------------------------------------------------------------------------------------------------------------------------------------------------------------------------------------------------------|
| <b>Edges SQL</b> | <code>TEXT</code>               | SQL query described in <b>Inner query</b> .                                                                                                                                                                                                       |
| <b>Root vid</b>  | <code>BIGINT</code>             | Identifier of the root vertex of the tree. <ul style="list-style-type: none"> <li>Used on <b>Single vertex</b></li> <li>When <code>\(0\)</code> gets the spanning forest starting in aleatory nodes for each tree.</li> </ul>                     |
| <b>Root vids</b> | <code>ARRAY[ANY-INTEGER]</code> | Array of identifiers of the root vertices. <ul style="list-style-type: none"> <li>Used on <b>Multiple vertices</b></li> <li><code>\(0\)</code> values are ignored</li> <li>For optimization purposes, any duplicated value is ignored.</li> </ul> |
| <b>Distance</b>  | <code>ANY-NUMERIC</code>        | Upper limit for the inclusion of the node in the result. <ul style="list-style-type: none"> <li>When the value is Negative <b>throws error</b></li> </ul>                                                                                         |

Where:

#### ANY-INTEGER:

SMALLINT, INTEGER, BIGINT

#### ANY-NUMERIC:

SMALLINT, INTEGER, BIGINT, REAL, FLOAT, NUMERIC

#### Inner query

| Column              | Type                       | Default | Description                                                                                                                                                                                                      |
|---------------------|----------------------------|---------|------------------------------------------------------------------------------------------------------------------------------------------------------------------------------------------------------------------|
| <b>id</b>           | <code>ANY-INTEGER</code>   |         | Identifier of the edge.                                                                                                                                                                                          |
| <b>source</b>       | <code>ANY-INTEGER</code>   |         | Identifier of the first end point vertex of the edge.                                                                                                                                                            |
| <b>target</b>       | <code>ANY-INTEGER</code>   |         | Identifier of the second end point vertex of the edge.                                                                                                                                                           |
| <b>cost</b>         | <code>ANY-NUMERICAL</code> |         | Weight of the edge ( <i>source</i> , <i>target</i> ) <ul style="list-style-type: none"> <li>When negative: edge (<i>source</i>, <i>target</i>) does not exist, therefore it's not part of the graph.</li> </ul>  |
| <b>reverse_cost</b> | <code>ANY-NUMERICAL</code> | -1      | Weight of the edge ( <i>target</i> , <i>source</i> ), <ul style="list-style-type: none"> <li>When negative: edge (<i>target</i>, <i>source</i>) does not exist, therefore it's not part of the graph.</li> </ul> |

Where:

#### ANY-INTEGER:

SMALLINT, INTEGER, BIGINT

#### ANY-NUMERICAL:

SMALLINT, INTEGER, BIGINT, REAL, FLOAT

#### Result Columns

Returns SET OF (`seq`, `depth`, `start_vid`, `node`, `edge`, `cost`, `agg_cost`)

| Column           | Type   | Description                                                                                                                                                                                                        |
|------------------|--------|--------------------------------------------------------------------------------------------------------------------------------------------------------------------------------------------------------------------|
| <b>seq</b>       | BIGINT | Sequential value starting from $\backslash(1\backslash)$ .                                                                                                                                                         |
| <b>depth</b>     | BIGINT | Depth of the <code>node</code> . <ul style="list-style-type: none"> <li><math>\backslash(0\backslash)</math> when <code>node</code> = <code>start_vid</code>.</li> </ul>                                           |
| <b>start_vid</b> | BIGINT | Identifier of the root vertex. <ul style="list-style-type: none"> <li>In <b>Multiple Vertices</b> results are in ascending order.</li> </ul>                                                                       |
| <b>node</b>      | BIGINT | Identifier of <code>node</code> reached using <code>edge</code> .                                                                                                                                                  |
| <b>edge</b>      | BIGINT | Identifier of the <code>edge</code> used to arrive to <code>node</code> . <ul style="list-style-type: none"> <li><math>\backslash(-1\backslash)</math> when <code>node</code> = <code>start_vid</code>.</li> </ul> |
| <b>cost</b>      | FLOAT  | Cost to traverse <code>edge</code> .                                                                                                                                                                               |
| <b>agg_cost</b>  | FLOAT  | Aggregate cost from <code>start_vid</code> to <code>node</code> .                                                                                                                                                  |

#### See Also

- Spanning Tree - Category
- Prim - Family of functions
- The queries use the **Sample Data** network.
- Boost: Prim's algorithm documentation**
- Wikipedia: Prim's algorithm**

#### Indices and tables

- Index**
- Search Page**

- Supported versions: Latest (3.3) 3.2 3.1 3.0**

#### pgr\_primDFS

`pgr_primDFS` — Prim algorithm for Minimum Spanning Tree with Depth First Search ordering.



Boost Graph Inside

#### Availability

- Version 3.0.0
  - New **Official** function

#### Description

Visits and extracts the nodes information in Depth First Search ordering of the Minimum Spanning Tree created using Prim's algorithm.

#### The main Characteristics are:

- It's implementation is only on **undirected graph**.
- Process is done only on edges with positive costs.
- When the graph is connected
  - The resulting edges make up a tree
- When the graph is not connected,
  - Finds a minimum spanning tree for each connected component.
  - The resulting edges make up a forest.
- Prim's running time:  $\backslash(O(E*\log V)\backslash)$
- Returned tree nodes from a root vertex are on Depth First Search order
- Depth First Search Running time:  $\backslash(O(E + V)\backslash)$

#### Signatures

```
pgr_primDFS(Edges SQL, Root vid [, max_depth])
pgr_primDFS(Edges SQL, Root vids [, max_depth])

RETURNS SET OF (seq, depth, start_vid, node, edge, cost, agg_cost)
```

Single vertex

```
pgr_primDFS(Edges SQL, Root vid [, max_depth])

RETURNS SET OF (seq, depth, start_vid, node, edge, cost, agg_cost)
```

**Example:**  
The Minimum Spanning Tree having as root vertex\{(2\)

```
SELECT * FROM pgr_primDFS(
 'SELECT id, source, target, cost, reverse_cost FROM edge_table ORDER BY id',
 2
);
seq | depth | start_vid | node | edge | cost | agg_cost
-----+-----+-----+-----+-----+-----+-----
 1 | 0 | 2 | 2 | -1 | 0 | 0
 2 | 1 | 2 | 1 | 1 | 1 | 1
 3 | 1 | 2 | 3 | 2 | 1 | 1
 4 | 2 | 2 | 4 | 3 | 1 | 2
 5 | 2 | 2 | 6 | 5 | 1 | 2
 6 | 3 | 2 | 9 | 9 | 1 | 3
 7 | 3 | 2 | 11 | 11 | 1 | 3
 8 | 4 | 2 | 12 | 13 | 1 | 4
 9 | 1 | 2 | 5 | 4 | 1 | 1
10 | 2 | 2 | 8 | 7 | 1 | 2
11 | 3 | 2 | 7 | 6 | 1 | 3
12 | 2 | 2 | 10 | 10 | 1 | 2
13 | 3 | 2 | 13 | 14 | 1 | 3
(13 rows)
```

Multiple vertices

```
pgr_primDFS(Edges SQL, Root vids [, max_depth])

RETURNS SET OF (seq, depth, start_vid, node, edge, cost, agg_cost)
```

**Example:**  
The Minimum Spanning Tree starting on vertices\(\{13, 2\}\) with \((depth <= 3\)

```
SELECT * FROM pgr_primDFS(
 'SELECT id, source, target, cost, reverse_cost FROM edge_table ORDER BY id',
 ARRAY[13,2], max_depth := 3
);
seq | depth | start_vid | node | edge | cost | agg_cost
-----+-----+-----+-----+-----+-----+-----
 1 | 0 | 2 | 2 | -1 | 0 | 0
 2 | 1 | 2 | 1 | 1 | 1 | 1
 3 | 1 | 2 | 3 | 2 | 1 | 1
 4 | 2 | 2 | 4 | 3 | 1 | 2
 5 | 2 | 2 | 6 | 5 | 1 | 2
 6 | 3 | 2 | 9 | 9 | 1 | 3
 7 | 3 | 2 | 11 | 11 | 1 | 3
 8 | 1 | 2 | 5 | 4 | 1 | 1
 9 | 2 | 2 | 8 | 7 | 1 | 2
10 | 3 | 2 | 7 | 6 | 1 | 3
11 | 2 | 2 | 10 | 10 | 1 | 2
12 | 3 | 2 | 13 | 14 | 1 | 3
13 | 0 | 13 | 13 | -1 | 0 | 0
14 | 1 | 13 | 10 | 14 | 1 | 1
15 | 2 | 13 | 5 | 10 | 1 | 2
16 | 3 | 13 | 2 | 4 | 1 | 3
17 | 3 | 13 | 8 | 7 | 1 | 3
(17 rows)
```

Parameters

| Parameter | Type   | Description                                                                                                                                                                                                                                                |
|-----------|--------|------------------------------------------------------------------------------------------------------------------------------------------------------------------------------------------------------------------------------------------------------------|
| Edges SQL | TEXT   | SQL query described in <b>Inner query</b> .                                                                                                                                                                                                                |
| Root vid  | BIGINT | Identifier of the root vertex of the tree. <div> <ul style="list-style-type: none"> <li>Used on <b>Single vertex</b></li> <li>When value is \{(0\} then gets the spanning forest starting in aleatory nodes for each tree in the forest.</li> </ul> </div> |



| Parameter        | Type               | Description                                                                                                                                                                                                                          |
|------------------|--------------------|--------------------------------------------------------------------------------------------------------------------------------------------------------------------------------------------------------------------------------------|
| <b>Root vids</b> | ARRAY[ANY-INTEGER] | Array of identifiers of the root vertices. <ul style="list-style-type: none"> <li>Used on <b>Multiple vertices</b></li> <li>\(0\) values are ignored</li> <li>For optimization purposes, any duplicated value is ignored.</li> </ul> |

#### Optional Parameters

| Parameter        | Type   | Default                 | Description                                                                                                                                        |
|------------------|--------|-------------------------|----------------------------------------------------------------------------------------------------------------------------------------------------|
| <b>max_depth</b> | BIGINT | \(9223372036854775807\) | Upper limit for depth of node in the tree <ul style="list-style-type: none"> <li>When value is <b>Negative</b> then <b>throws error</b></li> </ul> |

#### Inner query

| Column              | Type          | Default | Description                                                                                                                                                                                                      |
|---------------------|---------------|---------|------------------------------------------------------------------------------------------------------------------------------------------------------------------------------------------------------------------|
| <b>id</b>           | ANY-INTEGER   |         | Identifier of the edge.                                                                                                                                                                                          |
| <b>source</b>       | ANY-INTEGER   |         | Identifier of the first end point vertex of the edge.                                                                                                                                                            |
| <b>target</b>       | ANY-INTEGER   |         | Identifier of the second end point vertex of the edge.                                                                                                                                                           |
| <b>cost</b>         | ANY-NUMERICAL |         | Weight of the edge ( <i>source</i> , <i>target</i> ) <ul style="list-style-type: none"> <li>When negative: edge (<i>source</i>, <i>target</i>) does not exist, therefore it's not part of the graph.</li> </ul>  |
| <b>reverse_cost</b> | ANY-NUMERICAL | -1      | Weight of the edge ( <i>target</i> , <i>source</i> ), <ul style="list-style-type: none"> <li>When negative: edge (<i>target</i>, <i>source</i>) does not exist, therefore it's not part of the graph.</li> </ul> |

Where:

#### ANY-INTEGER:

SMALLINT, INTEGER, BIGINT

#### ANY-NUMERICAL:

SMALLINT, INTEGER, BIGINT, REAL, FLOAT

#### Result Columns

Returns SET OF (seq, depth, start\_vid, node, edge, cost, agg\_cost)

| Column           | Type   | Description                                                                                                                                                   |
|------------------|--------|---------------------------------------------------------------------------------------------------------------------------------------------------------------|
| <b>seq</b>       | BIGINT | Sequential value starting from \((1)\).                                                                                                                       |
| <b>depth</b>     | BIGINT | Depth of the <i>node</i> . <ul style="list-style-type: none"> <li>\(0\) when <i>node</i> = <i>start_vid</i>.</li> </ul>                                       |
| <b>start_vid</b> | BIGINT | Identifier of the root vertex. <ul style="list-style-type: none"> <li>I n <b>Multiple Vertices</b> results are in ascending order.</li> </ul>                 |
| <b>node</b>      | BIGINT | Identifier of <i>node</i> reached using <i>edge</i> .                                                                                                         |
| <b>edge</b>      | BIGINT | Identifier of the <i>edge</i> used to arrive to <i>node</i> . <ul style="list-style-type: none"> <li>\((-1)\) when <i>node</i> = <i>start_vid</i>.</li> </ul> |
| <b>cost</b>      | FLOAT  | Cost to traverse <i>edge</i> .                                                                                                                                |
| <b>agg_cost</b>  | FLOAT  | Aggregate cost from <i>start_vid</i> to <i>node</i> .                                                                                                         |

#### See Also

- Spanning Tree - Category**
- Prim - Family of functions**
- The queries use the **Sample Data** network.
- Boost: Prim's algorithm documentation**
- Wikipedia: Prim's algorithm**

#### Indices and tables

- Index**
- Search Page**

## Description

The prim algorithm was developed in 1930 by Czech mathematician Vojtěch Jarník. It is a greedy algorithm that finds a minimum spanning tree for a weighted undirected graph. This means it finds a subset of the edges that forms a tree that includes every vertex, where the total weight of all the edges in the tree is minimized. The algorithm operates by building this tree one vertex at a time, from an arbitrary starting vertex, at each step adding the cheapest possible connection from the tree to another vertex.

This algorithms find the minimum spanning forest in a possibly disconnected graph; in contrast, the most basic form of Prim's algorithm only finds minimum spanning trees in connected graphs. However, running Prim's algorithm separately for each connected component of the graph, then it is called minimum spanning forest.

### The main characteristics are:

- It's implementation is only on **undirected graph**.
- Process is done only on edges with positive costs.
- When the graph is connected
  - The resulting edges make up a tree
- When the graph is not connected,
  - Finds a minimum spanning tree for each connected component.
  - The resulting edges make up a forest.
- Prim's running time:  $\mathcal{O}(E \log V)$



### Note

From boost Graph: "The algorithm as implemented in Boost.Graph does not produce correct results on graphs with parallel edges."

## Inner query

| Column              | Type                          | Default | Description                                                                                                                                                                                                    |
|---------------------|-------------------------------|---------|----------------------------------------------------------------------------------------------------------------------------------------------------------------------------------------------------------------|
| <b>id</b>           | <a href="#">ANY-INTEGER</a>   |         | Identifier of the edge.                                                                                                                                                                                        |
| <b>source</b>       | <a href="#">ANY-INTEGER</a>   |         | Identifier of the first end point vertex of the edge.                                                                                                                                                          |
| <b>target</b>       | <a href="#">ANY-INTEGER</a>   |         | Identifier of the second end point vertex of the edge.                                                                                                                                                         |
| <b>cost</b>         | <a href="#">ANY-NUMERICAL</a> |         | Weight of the edge ( <i>source</i> , <i>target</i> ) <ul style="list-style-type: none"><li>When negative: edge (<i>source</i>, <i>target</i>) does not exist, therefore it's not part of the graph.</li></ul>  |
| <b>reverse_cost</b> | <a href="#">ANY-NUMERICAL</a> | -1      | Weight of the edge ( <i>target</i> , <i>source</i> ), <ul style="list-style-type: none"><li>When negative: edge (<i>target</i>, <i>source</i>) does not exist, therefore it's not part of the graph.</li></ul> |

Where:

#### ANY-INTEGER:

SMALLINT, INTEGER, BIGINT

#### ANY-NUMERICAL:

SMALLINT, INTEGER, BIGINT, REAL, FLOAT

## See Also

- Spanning Tree - Category**
- Boost: Prim's algorithm documentation**
- Wikipedia: Prim's algorithm**

## Indices and tables

- Index**
- Search Page**

- Supported versions: Latest (3.3) 3.2 3.1 3.0**
- Unsupported versions: 2.6 2.5 2.4 2.3 2.2 2.1 2.0**

## Topology - Family of Functions

The pgRouting's topology of a network, represented with an edge table with source and target attributes and a vertices table associated with it. Depending on the algorithm, you can create a topology or just reconstruct the vertices table, You can analyze the topology, We also provide a function to node an unoded network.

- **pgr\_createTopology** - to create a topology based on the geometry.
- **pgr\_createVerticesTable** - to reconstruct the vertices table based on the source and target information.
- **pgr\_analyzeGraph** - to analyze the edges and vertices of the edge table.
- **pgr\_analyzeOneWay** - to analyze directionality of the edges.
- **pgr\_nodeNetwork** - to create nodes to a not noded edge table.

## Proposed



### Warning

Proposed functions for next mayor release.

- They are not officially in the current release.
- They will likely officially be part of the next mayor release:
  - The functions make use of ANY-INTEGER and ANY-NUMERICAL
  - Name might not change. (But still can)
  - Signature might not change. (But still can)
  - Functionality might not change. (But still can)
  - pgTap tests have being done. But might need more.
  - Documentation might need refinement.

- **pgr\_extractVertices - Proposed** - Extracts vertices information based on the source and target.

- **Supported versions: Latest (3.3) 3.2 3.1 3.0**
- **Unsupported versions: 2.6 2.5 2.4 2.3 2.2 2.1 2.0**

## pgr\_createTopology

`pgr_createTopology` — Builds a network topology based on the geometry information.

## Availability

- Version 2.0.0
  - Renamed from version 1.x
  - **Official** function

## Support

- **Supported versions:** current(3.1) 3.0 2.6
- **Unsupported versions:** 2.5 2.4 2.3 2.2 2.1 2.0

## Description

The function returns:

- **OK** after the network topology has been built and the vertices table created.
- **FAIL** when the network topology was not built due to an error.

## Signatures

```
varchar pgr_createTopology(text edge_table, double precision tolerance,
 text the_geom:= 'the_geom', text id:= 'id',
 text source:= 'source', text target:= 'target',
 text rows_where:= 'true', boolean clean:= false)
```

## Parameters

The topology creation function accepts the following parameters:

### edge\_table:

`text` Network table name. (may contain the schema name AS well)

### tolerance:

`float8` Snapping tolerance of disconnected edges. (in projection unit)

### the\_geom:

`text` Geometry column name of the network table. Default value is `the_geom`.

### id:

`text` Primary key column name of the network table. Default value is `id`.

### source:

`text` Source column name of the network table. Default value is `source`.

**target:**

`text` Target column name of the network table. Default value is `target`.

**rows\_where:**

`text` Condition to SELECT a subset or rows. Default value is `true` to indicate all rows that where `source` or `target` have a null value, otherwise the condition is used.

**clean:**

`boolean` Clean any previous topology. Default value is `false`.



**Warning**

The `edge_table` will be affected

- The `source` column values will change.
- The `target` column values will change.
  - An index will be created, if it doesn't exists, to speed up the process to the following columns:
    - `id`
    - `the_geom`
    - `source`
    - `target`

The function returns:

- OK after the network topology has been built.
  - Creates a vertices table: `<edge_table>_vertices_pgr`.
  - Fills `id` and `the_geom` columns of the vertices table.
  - Fills the source and target columns of the edge table referencing the `id` of the vertices table.
- **FAIL** when the network topology was not built due to an error:
  - A required column of the Network table is not found or is not of the appropriate type.
  - The condition is not well formed.
  - The names of source , target or id are the same.
  - The SRID of the geometry could not be determined.

## The Vertices Table

The vertices table is a requirement of the **pgr\_analyzeGraph** and the **pgr\_analyzeOneWay** functions.

The structure of the vertices table is:

**id:**

`bigint` Identifier of the vertex.

**cnt:**

`integer` Number of vertices in the `edge_table` that reference this vertex. See **pgr\_analyzeGraph**.

**chk:**

`integer` Indicator that the vertex might have a problem. See **pgr\_analyzeGraph**.

**ein:**

`integer` Number of vertices in the `edge_table` that reference this vertex AS incoming. See **pgr\_analyzeOneWay**.

**eout:**

`integer` Number of vertices in the `edge_table` that reference this vertex AS outgoing. See **pgr\_analyzeOneWay**.

**the\_geom:**

`geometry` Point geometry of the vertex.

**Usage when the edge table's columns MATCH the default values:**

The simplest way to use `pgr_createTopology` is:

```
SELECT pgr_createTopology('edge_table', 0.001);
NOTICE: PROCESSING:
NOTICE: pgr_createTopology('edge_table', 0.001, 'the_geom', 'id', 'source', 'target', rows_where := 'true', clean := f)
NOTICE: Performing checks, please wait
NOTICE: Creating Topology, Please wait...
NOTICE: -----> TOPOLOGY CREATED FOR 18 edges
NOTICE: Rows with NULL geometry or NULL id: 0
NOTICE: Vertices table for table public.edge_table is: public.edge_table_vertices_pgr
NOTICE: -----
pgr_createtopology

OK
(1 row)
```

## When the arguments are given in the order described in the parameters:

We get the same result AS the simplest way to use the function.

```
SELECT pgr_createTopology('edge_table', 0.001,
 'the_geom', 'id', 'source', 'target');
NOTICE: PROCESSING:
NOTICE: pgr_createTopology('edge_table', 0.001, 'the_geom', 'id', 'source', 'target', rows_where := 'true', clean := f)
NOTICE: Performing checks, please wait
NOTICE: Creating Topology, Please wait...
NOTICE: -----> TOPOLOGY CREATED FOR 18 edges
NOTICE: Rows with NULL geometry or NULL id: 0
NOTICE: Vertices table for table public.edge_table is: public.edge_table_vertices_pgr
NOTICE: -----
pgr_createtopology

OK
(1 row)
```



### Warning

An error would occur when the arguments are not given in the appropriate order:  
In this example, the column `id` of the table `edge_table` is passed to the function as the geometry column,  
and the geometry column `the_geom` is passed to the function as the `id` column.

```
SELECT pgr_createTopology('edge_table', 0.001,
 'id', 'the_geom');
NOTICE: PROCESSING:
NOTICE: pgr_createTopology('edge_table', 0.001, 'id', 'the_geom', 'source', 'target', rows_where := 'true', clean := f)
NOTICE: Performing checks, please wait
NOTICE: ----> PGR ERROR in pgr_createTopology: Wrong type of Column id:the_geom
HINT: ----> Expected type of the_geom is integer,smallint or bigint but USER-DEFINED was found
NOTICE: Unexpected error raise_exception
pgr_createtopology

FAIL
(1 row)
```

## When using the named notation

Parameters defined with a default value can be omitted, as long as the value matches the default And The order of the parameters would not matter.

```
SELECT pgr_createTopology('edge_table', 0.001,
 the_geom:= 'the_geom', id:= 'id', source:= 'source', target:= 'target');
pgr_createtopology

OK
(1 row)
```

```
SELECT pgr_createTopology('edge_table', 0.001,
 source:= 'source', id:= 'id', target:= 'target', the_geom:= 'the_geom');
pgr_createtopology

OK
(1 row)
```

```
SELECT pgr_createTopology('edge_table', 0.001, source:= 'source');
pgr_createtopology

OK
(1 row)
```

## Selecting rows using rows\_where parameter

Selecting rows based on the id.

```
SELECT pgr_createTopology('edge_table', 0.001, rows_where:= 'id < 10');
pgr_createtopology

OK
(1 row)
```

Selecting the rows where the geometry is near the geometry of row with `id=5`.

```
SELECT pgr_createTopology('edge_table', 0.001,
 rows_where:='the_geom && (SELECT st_buffer(the_geom, 0.05) FROM edge_table WHERE id=5)');
pgr_createtopology

OK
(1 row)
```

Selecting the rows where the geometry is near the geometry of the row with `gid=100` of the table `othertable`.

```
CREATE TABLE othertable AS (SELECT 100 AS gid, st_point(2.5, 2.5) AS other_geom);
SELECT 1
SELECT pgr_createTopology('edge_table', 0.001,
 rows_where:='the_geom && (SELECT st_buffer(other_geom, 1) FROM othertable WHERE gid=100)');
pgr_createtopology

OK
(1 row)
```

**Usage when the edge table's columns DO NOT MATCH the default values:**

For the following table

```
CREATE TABLE mytable AS (SELECT id AS gid, the_geom AS mygeom, source AS src, target AS tgt FROM edge_table);
SELECT 18
```

### Using positional notation:

The arguments need to be given in the order described in the parameters.

Note that this example uses clean flag. So it recreates the whole vertices table.

```
SELECT pgr_createTopology('mytable', 0.001, 'mygeom', 'gid', 'src', 'tgt', clean := TRUE);
pgr_createtopology

OK
(1 row)
```



### Warning

An error would occur when the arguments are not given in the appropriate order:  
In this example, the column `gid` of the table `mytable` is passed to the function AS the geometry column,  
and the geometry column `mygeom` is passed to the function AS the id column.

```
SELECT pgr_createTopology('mytable', 0.001, 'gid', 'mygeom', 'src', 'tgt');
NOTICE: PROCESSING:
NOTICE: pgr_createTopology('mytable', 0.001, 'gid', 'mygeom', 'src', 'tgt', rows_where := 'true', clean := f)
NOTICE: Performing checks, please wait
NOTICE: ----> PGR ERROR in pgr_createTopology: Wrong type of Column id:mygeom
HINT: ----> Expected type of mygeom is integer,smallint or bigint but USER-DEFINED was found
NOTICE: Unexpected error raise_exception
pgr_createtopology

FAIL
(1 row)
```

### When using the named notation

In this scenario omitting a parameter would create an error because the default values for the column names do not match the column names of the table. The order of the parameters do not matter:

```
SELECT pgr_createTopology('mytable', 0.001, the_geom:='mygeom', id:='gid', source:='src', target:='tgt');
pgr_createtopology

OK
(1 row)
```

```
SELECT pgr_createTopology('mytable', 0.001, source:='src', id:='gid', target:='tgt', the_geom:='mygeom');
pgr_createtopology

OK
(1 row)
```

## Selecting rows using rows\_where parameter

Based on id:

```
SELECT pgr_createTopology('mytable', 0.001, 'mygeom', 'gid', 'src', 'tgt', rows_where:='gid < 10');
pgr_createtopology

OK
(1 row)

SELECT pgr_createTopology('mytable', 0.001, source:='src', id:='gid', target:='tgt', the_geom:='mygeom', rows_where:='gid < 10');
pgr_createtopology

OK
(1 row)

SELECT pgr_createTopology('mytable', 0.001, 'mygeom', 'gid', 'src', 'tgt',
 rows_where:='mygeom && (SELECT st_buffer(mygeom, 1) FROM mytable WHERE gid=5)');
pgr_createtopology

OK
(1 row)

SELECT pgr_createTopology('mytable', 0.001, source:='src', id:='gid', target:='tgt', the_geom:='mygeom',
 rows_where:='mygeom && (SELECT st_buffer(mygeom, 1) FROM mytable WHERE gid=5)');
pgr_createtopology

OK
(1 row)
```

Selecting the rows where the geometry is near the geometry of the row with `gid = 100` of the table `othertable`.

```
SELECT pgr_createTopology('mytable', 0.001, 'mygeom', 'gid', 'src', 'tgt',
 rows_where:='mygeom && (SELECT st_buffer(other_geom, 1) FROM otherTable WHERE gid=100)');
pgr_createtopology

OK
(1 row)

SELECT pgr_createTopology('mytable', 0.001, source:='src', id:='gid', target:='tgt', the_geom:='mygeom',
 rows_where:='mygeom && (SELECT st_buffer(other_geom, 1) FROM otherTable WHERE gid=100)');
pgr_createtopology

OK
(1 row)
```

## Additional Examples

### Example:

With full output

This example start a clean topology, with 5 edges, and then its incremented to the rest of the edges.

```

SELECT pgr_createTopology('edge_table', 0.001, rows_where:='id < 6', clean := true);
NOTICE: PROCESSING:
NOTICE: pgr_createTopology('edge_table', 0.001, 'the_geom', 'id', 'source', 'target', rows_where := 'id < 6', clean := t)
NOTICE: Performing checks, please wait
NOTICE: Creating Topology, Please wait...
NOTICE: -----> TOPOLOGY CREATED FOR 5 edges
NOTICE: Rows with NULL geometry or NULL id: 0
NOTICE: Vertices table for table public.edge_table is: public.edge_table_vertices_pgr
NOTICE: -----
pgr_createtopology

OK
(1 row)

SELECT pgr_createTopology('edge_table', 0.001);
NOTICE: PROCESSING:
NOTICE: pgr_createTopology('edge_table', 0.001, 'the_geom', 'id', 'source', 'target', rows_where := 'true', clean := f)
NOTICE: Performing checks, please wait
NOTICE: Creating Topology, Please wait...
NOTICE: -----> TOPOLOGY CREATED FOR 13 edges
NOTICE: Rows with NULL geometry or NULL id: 0
NOTICE: Vertices table for table public.edge_table is: public.edge_table_vertices_pgr
NOTICE: -----
pgr_createtopology

OK
(1 row)

```

The example uses the **Sample Data** network.

#### See Also

- **Topology - Family of Functions** for an overview of a topology for routing algorithms.
- **pgr\_createVerticesTable** to reconstruct the vertices table based on the source and target information.
- **pgr\_analyzeGraph** to analyze the edges and vertices of the edge table.

#### Indices and tables

- **Index**
- **Search Page**

- **Supported versions: Latest (3.3) 3.2 3.1 3.0**
- **Unsupported versions: 2.6 2.5 2.4 2.3 2.2 2.1 2.0**

#### pgr\_createVerticesTable

**pgr\_createVerticesTable** — Reconstructs the vertices table based on the source and target information.

#### Availability

- Version 2.0.0
  - Renamed from version 1.x
  - **Official** function

#### Description

The function returns:

- **OK** after the vertices table has been reconstructed.
- **FAIL** when the vertices table was not reconstructed due to an error.

#### Signatures

```

pgr_createVerticesTable(edge_table, the_geom, source, target, rows_where)
RETURNS VARCHAR

```

#### Parameters

The reconstruction of the vertices table function accepts the following parameters:

##### edge\_table:

**text** Network table name. (may contain the schema name as well)

##### the\_geom:

**text** Geometry column name of the network table. Default value is `the_geom`.



**source:**

text Source column name of the network table. Default value is `source`.

**target:**

text Target column name of the network table. Default value is `target`.

**rows\_where:**

text Condition to SELECT a subset or rows. Default value is `true` to indicate all rows.

**Warning**

The `edge_table` will be affected

- An index will be created, if it doesn't exist, to speed up the process to the following columns:
  - `the_geom`
  - `source`
  - `target`

The function returns:

- **OK** after the vertices table has been reconstructed.
  - Creates a vertices table: `<edge_table>_vertices_pgr`.
  - Fills `id` and `the_geom` columns of the vertices table based on the source and target columns of the edge table.
- **FAIL** when the vertices table was not reconstructed due to an error.
  - A required column of the Network table is not found or is not of the appropriate type.
  - The condition is not well formed.
  - The names of source, target are the same.
  - The SRID of the geometry could not be determined.

**The Vertices Table**

The vertices table is a requirement of the **pgr\_analyzeGraph** and the **pgr\_analyzeOneWay** functions.

The structure of the vertices table is:

**id:**

bigint Identifier of the vertex.

**cnt:**

integer Number of vertices in the `edge_table` that reference this vertex. See **pgr\_analyzeGraph**.

**chk:**

integer Indicator that the vertex might have a problem. See **pgr\_analyzeGraph**.

**ein:**

integer Number of vertices in the `edge_table` that reference this vertex as incoming. See **pgr\_analyzeOneWay**.

**eout:**

integer Number of vertices in the `edge_table` that reference this vertex as outgoing. See **pgr\_analyzeOneWay**.

**the\_geom:**

geometry Point geometry of the vertex.

**Example 1:**

The simplest way to use `pgr_createVerticesTable`

```
SELECT pgr_createVerticesTable('edge_table');
NOTICE: PROCESSING:
NOTICE: pgr_createVerticesTable('edge_table','the_geom','source','target','true')
NOTICE: Performing checks, please wait
NOTICE: Populating public.edge_table_vertices_pgr, please wait...
NOTICE: -----> VERTICES TABLE CREATED WITH 17 VERTICES
NOTICE: FOR 18 EDGES
NOTICE: Edges with NULL geometry,source or target: 0
NOTICE: Edges processed: 18
NOTICE: Vertices table for table public.edge_table is: public.edge_table_vertices_pgr
NOTICE: -----
pgr_createverticestable

OK
(1 row)
```

**Additional Examples****Example 2:**

When the arguments are given in the order described in the parameters:

```

SELECT pgr_createVerticesTable('edge_table', 'the_geom', 'source', 'target');
NOTICE: PROCESSING:
NOTICE: pgr_createVerticesTable('edge_table','the_geom','source','target','true')
NOTICE: Performing checks, please wait
NOTICE: Populating public.edge_table_vertices_pgr, please wait...
NOTICE: -----> VERTICES TABLE CREATED WITH 17 VERTICES
NOTICE: FOR 18 EDGES
NOTICE: Edges with NULL geometry,source or target: 0
NOTICE: Edges processed: 18
NOTICE: Vertices table for table public.edge_table is: public.edge_table_vertices_pgr
NOTICE: -----
pgr_createvertexestable

OK
(1 row)

```

We get the same result as the simplest way to use the function.



### Warning

An error would occur when the arguments are not given in the appropriate order: In this example, the column source column `source` of the table `mytable` is passed to the function as the geometry column, and the geometry column `the_geom` is passed to the function as the source column.

```

SELECT pgr_createVerticesTable('edge_table', 'source', 'the_geom', 'target');
NOTICE: PROCESSING:
NOTICE: pgr_createVerticesTable('edge_table','source','the_geom','target','true')
NOTICE: Performing checks, please wait
NOTICE: -----> PGR ERROR in pgr_createVerticesTable: Wrong type of Column source: the_geom
HINT: -----> Expected type of the_geom is integer, smallint or bigint but USER-DEFINED was found
NOTICE: Unexpected error raise_exception
pgr_createvertexestable

FAIL
(1 row)

```

## When using the named notation

### Example 3:

The order of the parameters do not matter:

```

SELECT pgr_createVerticesTable('edge_table', the_geom:='the_geom', source:='source', target:='target');
NOTICE: PROCESSING:
NOTICE: pgr_createVerticesTable('edge_table','the_geom','source','target','true')
NOTICE: Performing checks, please wait
NOTICE: Populating public.edge_table_vertices_pgr, please wait...
NOTICE: -----> VERTICES TABLE CREATED WITH 17 VERTICES
NOTICE: FOR 18 EDGES
NOTICE: Edges with NULL geometry,source or target: 0
NOTICE: Edges processed: 18
NOTICE: Vertices table for table public.edge_table is: public.edge_table_vertices_pgr
NOTICE: -----
pgr_createvertexestable

OK
(1 row)

```

### Example 4:

Using a different ordering

```

SELECT pgr_createVerticesTable('edge_table', source:='source', target:='target', the_geom:='the_geom');
NOTICE: PROCESSING:
NOTICE: pgr_createVerticesTable('edge_table','the_geom','source','target','true')
NOTICE: Performing checks, please wait
NOTICE: Populating public.edge_table_vertices_pgr, please wait...
NOTICE: -----> VERTICES TABLE CREATED WITH 17 VERTICES
NOTICE: FOR 18 EDGES
NOTICE: Edges with NULL geometry,source or target: 0
NOTICE: Edges processed: 18
NOTICE: Vertices table for table public.edge_table is: public.edge_table_vertices_pgr
NOTICE: -----
pgr_createvertexestable

OK
(1 row)

```

### Example 5:

Parameters defined with a default value can be omitted, as long as the value matches the default:

```

SELECT pgr_createVerticesTable('edge_table',source:='source');
NOTICE: PROCESSING:
NOTICE: pgr_createVerticesTable('edge_table','the_geom','source','target',true)
NOTICE: Performing checks, please wait
NOTICE: Populating public.edge_table_vertices_pgr, please wait...
NOTICE: -----> VERTICES TABLE CREATED WITH 17 VERTICES
NOTICE: FOR 18 EDGES
NOTICE: Edges with NULL geometry,source or target: 0
NOTICE: Edges processed: 18
NOTICE: Vertices table for table public.edge_table is: public.edge_table_vertices_pgr
NOTICE: -----
pgr_createvertexestable

OK
(1 row)

```

## Selecting rows using rows\_where parameter

### Example 6:

Selecting rows based on the id.

```

SELECT pgr_createVerticesTable('edge_table',rows_where:='id < 10');
NOTICE: PROCESSING:
NOTICE: pgr_createVerticesTable('edge_table','the_geom','source','target','id < 10')
NOTICE: Performing checks, please wait
NOTICE: Populating public.edge_table_vertices_pgr, please wait...
NOTICE: -----> VERTICES TABLE CREATED WITH 9 VERTICES
NOTICE: FOR 10 EDGES
NOTICE: Edges with NULL geometry,source or target: 0
NOTICE: Edges processed: 10
NOTICE: Vertices table for table public.edge_table is: public.edge_table_vertices_pgr
NOTICE: -----
pgr_createvertexestable

OK
(1 row)

```

### Example 7:

Selecting the rows where the geometry is near the geometry of row withid =5 .

```

SELECT pgr_createVerticesTable('edge_table',
 rows_where:='the_geom && (select st_buffer(the_geom,0.5) FROM edge_table WHERE id=5)');
NOTICE: PROCESSING:
NOTICE: pgr_createVerticesTable('edge_table','the_geom','source','target','the_geom && (select st_buffer(the_geom,0.5) FROM edge_table WHERE id=5)')
NOTICE: Performing checks, please wait
NOTICE: Populating public.edge_table_vertices_pgr, please wait...
NOTICE: -----> VERTICES TABLE CREATED WITH 9 VERTICES
NOTICE: FOR 9 EDGES
NOTICE: Edges with NULL geometry,source or target: 0
NOTICE: Edges processed: 9
NOTICE: Vertices table for table public.edge_table is: public.edge_table_vertices_pgr
NOTICE: -----
pgr_createvertexestable

OK
(1 row)

```

### Example 8:

Selecting the rows where the geometry is near the geometry of the row withgid =100 of the tableothertable.

```

DROP TABLE IF EXISTS otherTable;
NOTICE: table "othertable" does not exist, skipping
DROP TABLE
CREATE TABLE otherTable AS (SELECT 100 AS gid, st_point(2.5,2.5) AS other_geom);
SELECT 1
SELECT pgr_createVerticesTable('edge_table',
 rows_where:='the_geom && (select st_buffer(other_geom,0.5) FROM otherTable WHERE gid=100)');
NOTICE: PROCESSING:
NOTICE: pgr_createVerticesTable('edge_table','the_geom','source','target','the_geom && (select st_buffer(other_geom,0.5) FROM otherTable WHERE gid=100)')
NOTICE: Performing checks, please wait
NOTICE: Populating public.edge_table_vertices_pgr, please wait...
NOTICE: -----> VERTICES TABLE CREATED WITH 10 VERTICES
NOTICE: FOR 12 EDGES
NOTICE: Edges with NULL geometry,source or target: 0
NOTICE: Edges processed: 12
NOTICE: Vertices table for table public.edge_table is: public.edge_table_vertices_pgr
NOTICE: -----
pgr_createvertexestable

OK
(1 row)

```

Usage when the edge table's columns DO NOT MATCH the default values:

Using the following table

```
DROP TABLE IF EXISTS mytable;
NOTICE: table "mytable" does not exist, skipping
DROP TABLE
CREATE TABLE mytable AS (SELECT id AS gid, the_geom AS mygeom, source AS src, target AS tgt FROM edge_table);
SELECT 18
```

### Using positional notation:

#### Example 9:

The arguments need to be given in the order described in the parameters:

```
SELECT pgr_createVerticesTable('mytable', 'mygeom', 'src', 'tgt');
NOTICE: PROCESSING:
NOTICE: pgr_createVerticesTable('mytable','mygeom','src','tgt',true)
NOTICE: Performing checks, please wait
NOTICE: Populating public.mytable_vertices_pgr, please wait...
NOTICE: ----> VERTICES TABLE CREATED WITH 17 VERTICES
NOTICE: FOR 18 EDGES
NOTICE: Edges with NULL geometry, source or target: 0
NOTICE: Edges processed: 18
NOTICE: Vertices table for table public.mytable is: public.mytable_vertices_pgr
NOTICE: -----
pgr_createverticestable

OK
(1 row)
```



#### Warning

An error would occur when the arguments are not given in the appropriate order: In this example, the column `src` of the table `mytable` is passed to the function as the geometry column, and the geometry column `mygeom` is passed to the function as the source column.

```
SELECT pgr_createVerticesTable('mytable', 'src', 'mygeom', 'tgt');
NOTICE: PROCESSING:
NOTICE: pgr_createVerticesTable('mytable','src','mygeom','tgt',true)
NOTICE: Performing checks, please wait
NOTICE: ----> PGR ERROR in pgr_createVerticesTable: Wrong type of Column source: mygeom
HINT: ----> Expected type of mygeom is integer, smallint or bigint but USER-DEFINED was found
NOTICE: Unexpected error raise_exception
pgr_createverticestable

FAIL
(1 row)
```

### When using the named notation

#### Example 10:

The order of the parameters do not matter:

```
SELECT pgr_createVerticesTable('mytable', the_geom := 'mygeom', source := 'src', target := 'tgt');
NOTICE: PROCESSING:
NOTICE: pgr_createVerticesTable('mytable','mygeom','src','tgt',true)
NOTICE: Performing checks, please wait
NOTICE: Populating public.mytable_vertices_pgr, please wait...
NOTICE: ----> VERTICES TABLE CREATED WITH 17 VERTICES
NOTICE: FOR 18 EDGES
NOTICE: Edges with NULL geometry, source or target: 0
NOTICE: Edges processed: 18
NOTICE: Vertices table for table public.mytable is: public.mytable_vertices_pgr
NOTICE: -----
pgr_createverticestable

OK
(1 row)
```

#### Example 11:

Using a different ordering

In this scenario omitting a parameter would create an error because the default values for the column names do not match the column names of the table.

```

SELECT pgr_createVerticesTable(
 'mytable', source:='src', target:='tgt',
 the_geom:='mygeom');
NOTICE: PROCESSING:
NOTICE: pgr_createVerticesTable('mytable','mygeom','src','tgt','true')
NOTICE: Performing checks, please wait
NOTICE: Populating public.mytable_vertices_pgr, please wait...
NOTICE: ----> VERTICES TABLE CREATED WITH 17 VERTICES
NOTICE: FOR 18 EDGES
NOTICE: Edges with NULL geometry,source or target: 0
NOTICE: Edges processed: 18
NOTICE: Vertices table for table public.mytable is: public.mytable_vertices_pgr
NOTICE: -----
pgr_createvertexestable

OK
(1 row)

```

## Selecting rows using rows\_where parameter

### Example 12:

Selecting rows based on the gid. (positional notation)

```

SELECT pgr_createVerticesTable(
 'mytable', 'mygeom', 'src', 'tgt',
 rows_where:='gid < 10');
NOTICE: PROCESSING:
NOTICE: pgr_createVerticesTable('mytable','mygeom','src','tgt','gid < 10')
NOTICE: Performing checks, please wait
NOTICE: Populating public.mytable_vertices_pgr, please wait...
NOTICE: ----> VERTICES TABLE CREATED WITH 9 VERTICES
NOTICE: FOR 10 EDGES
NOTICE: Edges with NULL geometry,source or target: 0
NOTICE: Edges processed: 10
NOTICE: Vertices table for table public.mytable is: public.mytable_vertices_pgr
NOTICE: -----
pgr_createvertexestable

OK
(1 row)

```

### Example 13:

Selecting rows based on the gid. (named notation)

```

SELECT pgr_createVerticesTable(
 'mytable', source:='src', target:='tgt', the_geom:='mygeom',
 rows_where:='gid < 10');
NOTICE: PROCESSING:
NOTICE: pgr_createVerticesTable('mytable','mygeom','src','tgt','gid < 10')
NOTICE: Performing checks, please wait
NOTICE: Populating public.mytable_vertices_pgr, please wait...
NOTICE: ----> VERTICES TABLE CREATED WITH 9 VERTICES
NOTICE: FOR 10 EDGES
NOTICE: Edges with NULL geometry,source or target: 0
NOTICE: Edges processed: 10
NOTICE: Vertices table for table public.mytable is: public.mytable_vertices_pgr
NOTICE: -----
pgr_createvertexestable

OK
(1 row)

```

### Example 14:

Selecting the rows where the geometry is near the geometry of row with gid = 5.

```

SELECT pgr_createVerticesTable(
 'mytable', 'mygeom', 'src', 'tgt',
 rows_where := 'the_geom && (SELECT st_buffer(mygeom,0.5) FROM mytable WHERE gid=5)');
NOTICE: PROCESSING:
NOTICE: pgr_createVerticesTable('mytable','mygeom','src','tgt','the_geom && (SELECT st_buffer(mygeom,0.5) FROM mytable WHERE gid=5)')
NOTICE: Performing checks, please wait
NOTICE: Got column "the_geom" does not exist
NOTICE: ERROR: Condition is not correct, please execute the following query to test your condition
NOTICE: select * from public.mytable WHERE true AND (the_geom && (SELECT st_buffer(mygeom,0.5) FROM mytable WHERE gid=5)) limit 1
pgr_createvertexestable

FAIL
(1 row)

```

### Example 15:

TBD

```

SELECT pgr_createVerticesTable(
 'mytable', source:='src', target:='tgt', the_geom:='mygeom',
 rows_where:='mygeom && (SELECT st_buffer(mygeom,0.5) FROM mytable WHERE id=5)');
NOTICE: PROCESSING:
NOTICE: pgr_createVerticesTable('mytable','mygeom','src','tgt','mygeom && (SELECT st_buffer(mygeom,0.5) FROM mytable WHERE id=5)')
NOTICE: Performing checks, please wait
NOTICE: Got column "id" does not exist
NOTICE: ERROR: Condition is not correct, please execute the following query to test your condition
NOTICE: select * from public.mytable WHERE true AND (mygeom && (SELECT st_buffer(mygeom,0.5) FROM mytable WHERE id=5)) limit 1
pgr_createverticestable

FAIL
(1 row)

```

### Example 16:

Selecting the rows where the geometry is near the geometry of the row with `gid=100` of the table `othertable`.

```

DROP TABLE IF EXISTS otherTable;
DROP TABLE
CREATE TABLE otherTable AS (SELECT 100 AS gid, st_point(2.5,2.5) AS other_geom) ;
SELECT 1

```

```

SELECT pgr_createVerticesTable(
 'mytable', 'mygeom', 'src', 'tgt',
 rows_where:='the_geom && (SELECT st_buffer(othergeom,0.5) FROM otherTable WHERE gid=100)');
NOTICE: PROCESSING:
NOTICE: pgr_createVerticesTable('mytable','mygeom','src','tgt','the_geom && (SELECT st_buffer(othergeom,0.5) FROM otherTable WHERE gid=100)')
NOTICE: Performing checks, please wait
NOTICE: Got column "the_geom" does not exist
NOTICE: ERROR: Condition is not correct, please execute the following query to test your condition
NOTICE: select * from public.mytable WHERE true AND (the_geom && (SELECT st_buffer(othergeom,0.5) FROM otherTable WHERE gid=100)) limit 1
pgr_createverticestable

FAIL
(1 row)

```

### Example 17:

TBD

```

SELECT pgr_createVerticesTable(
 'mytable', source:='src', target:='tgt', the_geom:='mygeom',
 rows_where:='the_geom && (SELECT st_buffer(othergeom,0.5) FROM otherTable WHERE gid=100)');
NOTICE: PROCESSING:
NOTICE: pgr_createVerticesTable('mytable','mygeom','src','tgt','the_geom && (SELECT st_buffer(othergeom,0.5) FROM otherTable WHERE gid=100)')
NOTICE: Performing checks, please wait
NOTICE: Got column "the_geom" does not exist
NOTICE: ERROR: Condition is not correct, please execute the following query to test your condition
NOTICE: select * from public.mytable WHERE true AND (the_geom && (SELECT st_buffer(othergeom,0.5) FROM otherTable WHERE gid=100)) limit 1
pgr_createverticestable

FAIL
(1 row)

```

The example uses the **Sample Data** network.

#### See Also

- **Topology - Family of Functions** for an overview of a topology for routing algorithms.
- **pgr\_createTopology** <pgr\_create\_topology>` to create a topology based on the geometry.
- **pgr\_analyzeGraph** to analyze the edges and vertices of the edge table.
- **pgr\_analyzeOneWay** to analyze directionality of the edges.

#### Indices and tables

- **Index**
- **Search Page**

- **Supported versions:** **Latest (3.3)** **3.2** **3.1** **3.0**
- **Unsupported versions:** **2.6** **2.5** **2.4** **2.3** **2.2** **2.1** **2.0**

#### pgr\_analyzeGraph

`pgr_analyzeGraph` — Analyzes the network topology.

#### Availability

- Version 2.0.0
  - Official** function

#### Description

The function returns:

- OK** after the analysis has finished.
- FAIL** when the analysis was not completed due to an error.

```
varchar pgr_analyzeGraph(text edge_table, double precision tolerance,
 text the_geom:= 'the_geom', text id:= 'id',
 text source:= 'source', text target:= 'target', text rows_where:= 'true')
```

#### Prerequisites

The edge table to be analyzed must contain a source column and a target column filled with id's of the vertices of the segments and the corresponding vertices table <edge\_table>\_vertices\_pgr that stores the vertices information.

- Use **pgr\_createVerticesTable** to create the vertices table.
- Use **pgr\_createTopology** to create the topology and the vertices table.

#### Parameters

The analyze graph function accepts the following parameters:

##### edge\_table:

text Network table name. (may contain the schema name as well)

##### tolerance:

float8 Snapping tolerance of disconnected edges. (in projection unit)

##### the\_geom:

text Geometry column name of the network table. Default value is the\_geom.

##### id:

text Primary key column name of the network table. Default value is id.

##### source:

text Source column name of the network table. Default value is source.

##### target:

text Target column name of the network table. Default value is target.

##### rows\_where:

text Condition to select a subset or rows. Default value is true to indicate all rows.

The function returns:

- OK** after the analysis has finished.
  - Uses the vertices table: <edge\_table>\_vertices\_pgr.
  - Fills completely the cnt and chk columns of the vertices table.
  - Returns the analysis of the section of the network defined by rows\_where
- FAIL** when the analysis was not completed due to an error.
  - The vertices table is not found.
  - A required column of the Network table is not found or is not of the appropriate type.
  - The condition is not well formed.
  - The names of source , target or id are the same.
  - The SRID of the geometry could not be determined.

#### The Vertices Table

The vertices table can be created with **pgr\_createVerticesTable** or **pgr\_createTopology**

The structure of the vertices table is:

##### id:

bigint Identifier of the vertex.

##### cnt:

integer Number of vertices in the edge\_table that reference this vertex.

##### chk:

integer Indicator that the vertex might have a problem.

##### ein:

integer Number of vertices in the edge\_table that reference this vertex as incoming. See **pgr\_analyzeOneWay**.

##### eout:

integer Number of vertices in the edge\_table that reference this vertex as outgoing. See **pgr\_analyzeOneWay**.

## the\_geom:

**geometry** Point geometry of the vertex.

Usage when the edge table's columns MATCH the default values:

### The simplest way to use pgr\_analyzeGraph is:

```
SELECT pgr_createTopology('edge_table',0.001, clean := true);
NOTICE: PROCESSING:
NOTICE: pgr_createTopology('edge_table', 0.001, 'the_geom', 'id', 'source', 'target', rows_where := 'true', clean := t)
NOTICE: Performing checks, please wait
NOTICE: Creating Topology, Please wait...
NOTICE: -----> TOPOLOGY CREATED FOR 18 edges
NOTICE: Rows with NULL geometry or NULL id: 0
NOTICE: Vertices table for table public.edge_table is: public.edge_table_vertices_pgr
NOTICE: -----
pgr_createtopology

OK
(1 row)

SELECT pgr_analyzeGraph('edge_table',0.001);
NOTICE: PROCESSING:
NOTICE: pgr_analyzeGraph('edge_table',0.001,'the_geom','id','source','target','true')
NOTICE: Performing checks, please wait ...
NOTICE: Analyzing for dead ends. Please wait...
NOTICE: Analyzing for gaps. Please wait...
NOTICE: Analyzing for isolated edges. Please wait...
NOTICE: Analyzing for ring geometries. Please wait...
NOTICE: Analyzing for intersections. Please wait...
NOTICE: ANALYSIS RESULTS FOR SELECTED EDGES:
NOTICE: Isolated segments: 2
NOTICE: Dead ends: 7
NOTICE: Potential gaps found near dead ends: 1
NOTICE: Intersections detected: 1
NOTICE: Ring geometries: 0
pgr_analyzegraph

OK
(1 row)
```

### When the arguments are given in the order described in the parameters:

```
SELECT pgr_analyzeGraph('edge_table',0.001,'the_geom','id','source','target');
NOTICE: PROCESSING:
NOTICE: pgr_analyzeGraph('edge_table',0.001,'the_geom','id','source','target','true')
NOTICE: Performing checks, please wait ...
NOTICE: Analyzing for dead ends. Please wait...
NOTICE: Analyzing for gaps. Please wait...
NOTICE: Analyzing for isolated edges. Please wait...
NOTICE: Analyzing for ring geometries. Please wait...
NOTICE: Analyzing for intersections. Please wait...
NOTICE: ANALYSIS RESULTS FOR SELECTED EDGES:
NOTICE: Isolated segments: 2
NOTICE: Dead ends: 7
NOTICE: Potential gaps found near dead ends: 1
NOTICE: Intersections detected: 1
NOTICE: Ring geometries: 0
pgr_analyzegraph

OK
(1 row)
```

We get the same result as the simplest way to use the function.



#### Warning

An error would occur when the arguments are not given in the appropriate order: In this example, the column `id` of the table `mytable` is passed to the function as the geometry column, and the geometry column `the_geom` is passed to the function as the id column.



```

SELECT pgr_analyzeGraph('edge_table',0.001,'id','the_geom','source','target');
NOTICE: PROCESSING:
NOTICE: pgr_analyzeGraph('edge_table',0.001,'id','the_geom','source','target','true')
NOTICE: Performing checks, please wait ...
NOTICE: Got function st_srid(bigint) does not exist
NOTICE: ERROR: something went wrong when checking for SRID of id in table public.edge_table
pgr_analyzegraph

FAIL
(1 row)

```

## When using the named notation

The order of the parameters do not matter:

```

SELECT pgr_analyzeGraph('edge_table',0.001,the_geom:='the_geom',id:='id',source:='source',target:='target');
NOTICE: PROCESSING:
NOTICE: pgr_analyzeGraph('edge_table',0.001,'the_geom','id','source','target','true')
NOTICE: Performing checks, please wait ...
NOTICE: Analyzing for dead ends. Please wait...
NOTICE: Analyzing for gaps. Please wait...
NOTICE: Analyzing for isolated edges. Please wait...
NOTICE: Analyzing for ring geometries. Please wait...
NOTICE: Analyzing for intersections. Please wait...
NOTICE: ANALYSIS RESULTS FOR SELECTED EDGES:
NOTICE: Isolated segments: 2
NOTICE: Dead ends: 7
NOTICE: Potential gaps found near dead ends: 1
NOTICE: Intersections detected: 1
NOTICE: Ring geometries: 0
pgr_analyzegraph

OK
(1 row)

```

```

SELECT pgr_analyzeGraph('edge_table',0.001,source:='source',id:='id',target:='target',the_geom:='the_geom');
NOTICE: PROCESSING:
NOTICE: pgr_analyzeGraph('edge_table',0.001,'the_geom','id','source','target','true')
NOTICE: Performing checks, please wait ...
NOTICE: Analyzing for dead ends. Please wait...
NOTICE: Analyzing for gaps. Please wait...
NOTICE: Analyzing for isolated edges. Please wait...
NOTICE: Analyzing for ring geometries. Please wait...
NOTICE: Analyzing for intersections. Please wait...
NOTICE: ANALYSIS RESULTS FOR SELECTED EDGES:
NOTICE: Isolated segments: 2
NOTICE: Dead ends: 7
NOTICE: Potential gaps found near dead ends: 1
NOTICE: Intersections detected: 1
NOTICE: Ring geometries: 0
pgr_analyzegraph

OK
(1 row)

```

Parameters defined with a default value can be omitted, as long as the value matches the default:

```

SELECT pgr_analyzeGraph('edge_table',0.001,source:='source');
NOTICE: PROCESSING:
NOTICE: pgr_analyzeGraph('edge_table',0.001,'the_geom','id','source','target','true')
NOTICE: Performing checks, please wait ...
NOTICE: Analyzing for dead ends. Please wait...
NOTICE: Analyzing for gaps. Please wait...
NOTICE: Analyzing for isolated edges. Please wait...
NOTICE: Analyzing for ring geometries. Please wait...
NOTICE: Analyzing for intersections. Please wait...
NOTICE: ANALYSIS RESULTS FOR SELECTED EDGES:
NOTICE: Isolated segments: 2
NOTICE: Dead ends: 7
NOTICE: Potential gaps found near dead ends: 1
NOTICE: Intersections detected: 1
NOTICE: Ring geometries: 0
pgr_analyzegraph

OK
(1 row)

```

## Selecting rows using rows\_where parameter

Selecting rows based on the id. Displays the analysis a the section of the network.

```

SELECT pgr_analyzeGraph('edge_table',0.001,rows_where:='id < 10');
NOTICE: PROCESSING:
NOTICE: pgr_analyzeGraph('edge_table',0.001,'the_geom','id','source','target','id < 10')
NOTICE: Performing checks, please wait ...
NOTICE: Analyzing for dead ends. Please wait...
NOTICE: Analyzing for gaps. Please wait...
NOTICE: Analyzing for isolated edges. Please wait...
NOTICE: Analyzing for ring geometries. Please wait...
NOTICE: Analyzing for intersections. Please wait...
NOTICE: ANALYSIS RESULTS FOR SELECTED EDGES:
NOTICE: Isolated segments: 0
NOTICE: Dead ends: 4
NOTICE: Potential gaps found near dead ends: 0
NOTICE: Intersections detected: 0
NOTICE: Ring geometries: 0
pgr_analyzegraph

OK
(1 row)

```

Selecting the rows where the geometry is near the geometry of row with `id = 5` .

```

SELECT pgr_analyzeGraph('edge_table',0.001,rows_where:='the_geom && (SELECT st_buffer(the_geom,0.05) FROM edge_table WHERE id=5)');
NOTICE: PROCESSING:
NOTICE: pgr_analyzeGraph('edge_table',0.001,'the_geom','id','source','target','the_geom && (SELECT st_buffer(the_geom,0.05) FROM edge_table WHERE id=5)')
NOTICE: Performing checks, please wait ...
NOTICE: Analyzing for dead ends. Please wait...
NOTICE: Analyzing for gaps. Please wait...
NOTICE: Analyzing for isolated edges. Please wait...
NOTICE: Analyzing for ring geometries. Please wait...
NOTICE: Analyzing for intersections. Please wait...
NOTICE: ANALYSIS RESULTS FOR SELECTED EDGES:
NOTICE: Isolated segments: 0
NOTICE: Dead ends: 5
NOTICE: Potential gaps found near dead ends: 0
NOTICE: Intersections detected: 0
NOTICE: Ring geometries: 0
pgr_analyzegraph

OK
(1 row)

```

Selecting the rows where the geometry is near the geometry of the row with `gid = 100` of the table `othertable`.

```

CREATE TABLE otherTable AS (SELECT 100 AS gid, st_point(2.5,2.5) AS other_geom) ;
SELECT 1
SELECT pgr_analyzeGraph('edge_table',0.001,rows_where:='the_geom && (SELECT st_buffer(other_geom,1) FROM otherTable WHERE gid=100)');
NOTICE: PROCESSING:
NOTICE: pgr_analyzeGraph('edge_table',0.001,'the_geom','id','source','target','the_geom && (SELECT st_buffer(other_geom,1) FROM otherTable WHERE gid=100)')
NOTICE: Performing checks, please wait ...
NOTICE: Analyzing for dead ends. Please wait...
NOTICE: Analyzing for gaps. Please wait...
NOTICE: Analyzing for isolated edges. Please wait...
NOTICE: Analyzing for ring geometries. Please wait...
NOTICE: Analyzing for intersections. Please wait...
NOTICE: ANALYSIS RESULTS FOR SELECTED EDGES:
NOTICE: Isolated segments: 2
NOTICE: Dead ends: 10
NOTICE: Potential gaps found near dead ends: 1
NOTICE: Intersections detected: 1
NOTICE: Ring geometries: 0
pgr_analyzegraph

OK
(1 row)

```

**Usage when the edge table's columns DO NOT MATCH the default values:**

For the following table

```

CREATE TABLE mytable AS (SELECT id AS gid, source AS src, target AS tgt, the_geom AS mygeom FROM edge_table);
SELECT 18
NOTICE: pgr_createTopology('mytable',0.001,'mygeom','gid','src','tgt', clean := true);
NOTICE: PROCESSING:
NOTICE: pgr_createTopology('mytable', 0.001, 'mygeom', 'gid', 'src', 'tgt', rows_where := 'true', clean := t)
NOTICE: Performing checks, please wait
NOTICE: Creating Topology, Please wait...
NOTICE: -----> TOPOLOGY CREATED FOR 18 edges
NOTICE: Rows with NULL geometry or NULL id: 0
NOTICE: Vertices table for table public.mytable is: public.mytable_vertices_pgr
NOTICE: -----
pgr_createtopology

OK
(1 row)

```

## Using positional notation:

The arguments need to be given in the order described in the parameters:

```

SELECT pgr_analyzeGraph('mytable',0.001,'mygeom','gid','src','tgt');
NOTICE: PROCESSING:
NOTICE: pgr_analyzeGraph('mytable',0.001,'mygeom','gid','src','tgt','true')
NOTICE: Performing checks, please wait ...
NOTICE: Analyzing for dead ends. Please wait...
NOTICE: Analyzing for gaps. Please wait...
NOTICE: Analyzing for isolated edges. Please wait...
NOTICE: Analyzing for ring geometries. Please wait...
NOTICE: Analyzing for intersections. Please wait...
NOTICE: ANALYSIS RESULTS FOR SELECTED EDGES:
NOTICE: Isolated segments: 2
NOTICE: Dead ends: 7
NOTICE: Potential gaps found near dead ends: 1
NOTICE: Intersections detected: 1
NOTICE: Ring geometries: 0
pgr_analyzegraph

OK
(1 row)

```



### Warning

An error would occur when the arguments are not given in the appropriate order: In this example, the column `gid` of the table `mytable` is passed to the function as the geometry column, and the geometry column `mygeom` is passed to the function as the id column.

```

SELECT pgr_analyzeGraph('mytable',0.0001,'gid','mygeom','src','tgt');
NOTICE: PROCESSING:
NOTICE: pgr_analyzeGraph('mytable',0.0001,'gid','mygeom','src','tgt','true')
NOTICE: Performing checks, please wait ...
NOTICE: Got function st_srid(bigint) does not exist
NOTICE: ERROR: something went wrong when checking for SRID of gid in table public.mytable
pgr_analyzegraph

FAIL
(1 row)

```

## When using the named notation

The order of the parameters do not matter:

```

SELECT pgr_analyzeGraph('mytable',0.001,the_geom:= 'mygeom',id:= 'gid',source:= 'src',target:= 'tgt');
NOTICE: PROCESSING:
NOTICE: pgr_analyzeGraph('mytable',0.001,'mygeom','gid','src','tgt','true')
NOTICE: Performing checks, please wait ...
NOTICE: Analyzing for dead ends. Please wait...
NOTICE: Analyzing for gaps. Please wait...
NOTICE: Analyzing for isolated edges. Please wait...
NOTICE: Analyzing for ring geometries. Please wait...
NOTICE: Analyzing for intersections. Please wait...
NOTICE: ANALYSIS RESULTS FOR SELECTED EDGES:
NOTICE: Isolated segments: 2
NOTICE: Dead ends: 7
NOTICE: Potential gaps found near dead ends: 1
NOTICE: Intersections detected: 1
NOTICE: Ring geometries: 0
pgr_analyzegraph

OK
(1 row)

```

```

SELECT pgr_analyzeGraph('mytable',0.001,source:= 'src',id:= 'gid',target:= 'tgt',the_geom:= 'mygeom');
NOTICE: PROCESSING:
NOTICE: pgr_analyzeGraph('mytable',0.001,'mygeom','gid','src','tgt','true')
NOTICE: Performing checks, please wait ...
NOTICE: Analyzing for dead ends. Please wait...
NOTICE: Analyzing for gaps. Please wait...
NOTICE: Analyzing for isolated edges. Please wait...
NOTICE: Analyzing for ring geometries. Please wait...
NOTICE: Analyzing for intersections. Please wait...
NOTICE: ANALYSIS RESULTS FOR SELECTED EDGES:
NOTICE: Isolated segments: 2
NOTICE: Dead ends: 7
NOTICE: Potential gaps found near dead ends: 1
NOTICE: Intersections detected: 1
NOTICE: Ring geometries: 0
pgr_analyzegraph

OK
(1 row)

```

In this scenario omitting a parameter would create an error because the default values for the column names do not match the column names of the table.

### Selecting rows using rows\_where parameter

Selecting rows based on the id.

```

SELECT pgr_analyzeGraph('mytable',0.001,'mygeom','gid','src','tgt',rows_where:= 'gid < 10');
NOTICE: PROCESSING:
NOTICE: pgr_analyzeGraph('mytable',0.001,'mygeom','gid','src','tgt','gid < 10')
NOTICE: Performing checks, please wait ...
NOTICE: Analyzing for dead ends. Please wait...
NOTICE: Analyzing for gaps. Please wait...
NOTICE: Analyzing for isolated edges. Please wait...
NOTICE: Analyzing for ring geometries. Please wait...
NOTICE: Analyzing for intersections. Please wait...
NOTICE: ANALYSIS RESULTS FOR SELECTED EDGES:
NOTICE: Isolated segments: 0
NOTICE: Dead ends: 4
NOTICE: Potential gaps found near dead ends: 0
NOTICE: Intersections detected: 0
NOTICE: Ring geometries: 0
pgr_analyzegraph

OK
(1 row)

```

```

SELECT pgr_analyzeGraph('mytable',0.001,source:='src',id:='gid',target:='tgt',the_geom:='mygeom',rows_where:='gid < 10');
NOTICE: PROCESSING:
NOTICE: pgr_analyzeGraph('mytable',0.001,'mygeom','gid','src','tgt','gid < 10')
NOTICE: Performing checks, please wait ...
NOTICE: Analyzing for dead ends. Please wait...
NOTICE: Analyzing for gaps. Please wait...
NOTICE: Analyzing for isolated edges. Please wait...
NOTICE: Analyzing for ring geometries. Please wait...
NOTICE: Analyzing for intersections. Please wait...
NOTICE: ANALYSIS RESULTS FOR SELECTED EDGES:
NOTICE: Isolated segments: 0
NOTICE: Dead ends: 4
NOTICE: Potential gaps found near dead ends: 0
NOTICE: Intersections detected: 0
NOTICE: Ring geometries: 0
pgr_analyzegraph

OK
(1 row)

```

Selecting the rows WHERE the geometry is near the geometry of row with `gid = 5` .

```

SELECT pgr_analyzeGraph('mytable',0.001,'mygeom','gid','src','tgt',
 rows_where:='mygeom && (SELECT st_buffer(mygeom,1) FROM mytable WHERE gid=5)');
NOTICE: PROCESSING:
NOTICE: pgr_analyzeGraph('mytable',0.001,'mygeom','gid','src','tgt','mygeom && (SELECT st_buffer(mygeom,1) FROM mytable WHERE gid=5)')
NOTICE: Performing checks, please wait ...
NOTICE: Analyzing for dead ends. Please wait...
NOTICE: Analyzing for gaps. Please wait...
NOTICE: Analyzing for isolated edges. Please wait...
NOTICE: Analyzing for ring geometries. Please wait...
NOTICE: Analyzing for intersections. Please wait...
NOTICE: ANALYSIS RESULTS FOR SELECTED EDGES:
NOTICE: Isolated segments: 1
NOTICE: Dead ends: 5
NOTICE: Potential gaps found near dead ends: 0
NOTICE: Intersections detected: 1
NOTICE: Ring geometries: 0
pgr_analyzegraph

OK
(1 row)

```

```

SELECT pgr_analyzeGraph('mytable',0.001,source:='src',id:='gid',target:='tgt',the_geom:='mygeom',
 rows_where:='mygeom && (SELECT st_buffer(mygeom,1) FROM mytable WHERE gid=5)');
NOTICE: PROCESSING:
NOTICE: pgr_analyzeGraph('mytable',0.001,'mygeom','gid','src','tgt','mygeom && (SELECT st_buffer(mygeom,1) FROM mytable WHERE gid=5)')
NOTICE: Performing checks, please wait ...
NOTICE: Analyzing for dead ends. Please wait...
NOTICE: Analyzing for gaps. Please wait...
NOTICE: Analyzing for isolated edges. Please wait...
NOTICE: Analyzing for ring geometries. Please wait...
NOTICE: Analyzing for intersections. Please wait...
NOTICE: ANALYSIS RESULTS FOR SELECTED EDGES:
NOTICE: Isolated segments: 1
NOTICE: Dead ends: 5
NOTICE: Potential gaps found near dead ends: 0
NOTICE: Intersections detected: 1
NOTICE: Ring geometries: 0
pgr_analyzegraph

OK
(1 row)

```

Selecting the rows WHERE the geometry is near the place='myhouse' of the table `othertable`. (note the use of `quote_literal`)

```

DROP TABLE IF EXISTS otherTable;
DROP TABLE
CREATE TABLE otherTable AS (SELECT 'myhouse'::text AS place, st_point(2.5,2.5) AS other_geom) ;
SELECT 1
SELECT pgr_analyzeGraph('mytable',0.001,'mygeom','gid','src','tgt',
 rows_where:='mygeom && (SELECT st_buffer(other_geom,1) FROM otherTable WHERE place=||quote_literal('myhouse')||)');
NOTICE: PROCESSING:
NOTICE: pgr_analyzeGraph('mytable',0.001,'mygeom','gid','src','tgt','mygeom && (SELECT st_buffer(other_geom,1) FROM otherTable WHERE place='myhouse')')
NOTICE: Performing checks, please wait ...
NOTICE: Analyzing for dead ends. Please wait...
NOTICE: Analyzing for gaps. Please wait...
NOTICE: Analyzing for isolated edges. Please wait...
NOTICE: Analyzing for ring geometries. Please wait...
NOTICE: Analyzing for intersections. Please wait...
NOTICE: ANALYSIS RESULTS FOR SELECTED EDGES:
NOTICE: Isolated segments: 2
NOTICE: Dead ends: 10
NOTICE: Potential gaps found near dead ends: 1
NOTICE: Intersections detected: 1
NOTICE: Ring geometries: 0
pgr_analyzegraph

OK
(1 row)

```

```

SELECT pgr_analyzeGraph('mytable',0.001,source:='src',id:='gid',target:='tgt',the_geom:='mygeom',
 rows_where:='mygeom && (SELECT st_buffer(other_geom,1) FROM otherTable WHERE place=||quote_literal('myhouse')||)');
NOTICE: PROCESSING:
NOTICE: pgr_analyzeGraph('mytable',0.001,'mygeom','gid','src','tgt','mygeom && (SELECT st_buffer(other_geom,1) FROM otherTable WHERE place='myhouse')')
NOTICE: Performing checks, please wait ...
NOTICE: Analyzing for dead ends. Please wait...
NOTICE: Analyzing for gaps. Please wait...
NOTICE: Analyzing for isolated edges. Please wait...
NOTICE: Analyzing for ring geometries. Please wait...
NOTICE: Analyzing for intersections. Please wait...
NOTICE: ANALYSIS RESULTS FOR SELECTED EDGES:
NOTICE: Isolated segments: 2
NOTICE: Dead ends: 10
NOTICE: Potential gaps found near dead ends: 1
NOTICE: Intersections detected: 1
NOTICE: Ring geometries: 0
pgr_analyzegraph

OK
(1 row)

```

#### Additional Examples

```

SELECT pgr_createTopology('edge_table',0.001, clean := true);
NOTICE: PROCESSING:
NOTICE: pgr_createTopology('edge_table', 0.001, 'the_geom', 'id', 'source', 'target', rows_where := 'true', clean := t)
NOTICE: Performing checks, please wait
NOTICE: Creating Topology, Please wait...
NOTICE: -----> TOPOLOGY CREATED FOR 18 edges
NOTICE: Rows with NULL geometry or NULL id: 0
NOTICE: Vertices table for table public.edge_table is: public.edge_table_vertices_pgr
NOTICE: -----
pgr_createtopology

OK
(1 row)

SELECT pgr_analyzeGraph('edge_table', 0.001);
NOTICE: PROCESSING:
NOTICE: pgr_analyzeGraph('edge_table',0.001,'the_geom','id','source','target','true')
NOTICE: Performing checks, please wait ...
NOTICE: Analyzing for dead ends. Please wait...
NOTICE: Analyzing for gaps. Please wait...
NOTICE: Analyzing for isolated edges. Please wait...
NOTICE: Analyzing for ring geometries. Please wait...
NOTICE: Analyzing for intersections. Please wait...
NOTICE: ANALYSIS RESULTS FOR SELECTED EDGES:
NOTICE: Isolated segments: 2
NOTICE: Dead ends: 7
NOTICE: Potential gaps found near dead ends: 1
NOTICE: Intersections detected: 1
NOTICE: Ring geometries: 0
pgr_analyzegraph

OK
(1 row)

```

```

SELECT pgr_analyzeGraph('edge_table',0.001,rows_where:='id < 10');
NOTICE: PROCESSING:
NOTICE: pgr_analyzeGraph('edge_table',0.001,'the_geom','id','source','target','id < 10')
NOTICE: Performing checks, please wait ...
NOTICE: Analyzing for dead ends. Please wait...
NOTICE: Analyzing for gaps. Please wait...
NOTICE: Analyzing for isolated edges. Please wait...
NOTICE: Analyzing for ring geometries. Please wait...
NOTICE: Analyzing for intersections. Please wait...
NOTICE: ANALYSIS RESULTS FOR SELECTED EDGES:
NOTICE: Isolated segments: 0
NOTICE: Dead ends: 4
NOTICE: Potential gaps found near dead ends: 0
NOTICE: Intersections detected: 0
NOTICE: Ring geometries: 0
pgr_analyzegraph

OK
(1 row)

```

```

SELECT pgr_analyzeGraph('edge_table',0.001,rows_where:='id >= 10');
NOTICE: PROCESSING:
NOTICE: pgr_analyzeGraph('edge_table',0.001,'the_geom','id','source','target','id >= 10')
NOTICE: Performing checks, please wait ...
NOTICE: Analyzing for dead ends. Please wait...
NOTICE: Analyzing for gaps. Please wait...
NOTICE: Analyzing for isolated edges. Please wait...
NOTICE: Analyzing for ring geometries. Please wait...
NOTICE: Analyzing for intersections. Please wait...
NOTICE: ANALYSIS RESULTS FOR SELECTED EDGES:
NOTICE: Isolated segments: 2
NOTICE: Dead ends: 8
NOTICE: Potential gaps found near dead ends: 1
NOTICE: Intersections detected: 1
NOTICE: Ring geometries: 0
pgr_analyzegraph

OK
(1 row)

```

```

SELECT pgr_analyzeGraph('edge_table',0.001,rows_where:='id < 17');
NOTICE: PROCESSING:
NOTICE: pgr_analyzeGraph('edge_table',0.001,'the_geom','id','source','target','id < 17')
NOTICE: Performing checks, please wait ...
NOTICE: Analyzing for dead ends. Please wait...
NOTICE: Analyzing for gaps. Please wait...
NOTICE: Analyzing for isolated edges. Please wait...
NOTICE: Analyzing for ring geometries. Please wait...
NOTICE: Analyzing for intersections. Please wait...
NOTICE: ANALYSIS RESULTS FOR SELECTED EDGES:
NOTICE: Isolated segments: 0
NOTICE: Dead ends: 3
NOTICE: Potential gaps found near dead ends: 0
NOTICE: Intersections detected: 0
NOTICE: Ring geometries: 0
pgr_analyzegraph

OK
(1 row)

```

```

SELECT pgr_createTopology('edge_table', 0.001,rows_where:='id <17', clean := true);
NOTICE: PROCESSING:
NOTICE: pgr_createTopology('edge_table', 0.001, 'the_geom', 'id', 'source', 'target', rows_where := 'id <17', clean := t)
NOTICE: Performing checks, please wait
NOTICE: Creating Topology, Please wait...
NOTICE: -----> TOPOLOGY CREATED FOR 16 edges
NOTICE: Rows with NULL geometry or NULL id: 0
NOTICE: Vertices table for table public.edge_table is: public.edge_table_vertices_pgr
NOTICE: -----
pgr_createtopology

OK
(1 row)

```

```

SELECT pgr_analyzeGraph('edge_table', 0.001);
NOTICE: PROCESSING:
NOTICE: pgr_analyzeGraph('edge_table',0.001,'the_geom','id','source','target','true')
NOTICE: Performing checks, please wait ...
NOTICE: Analyzing for dead ends. Please wait...
NOTICE: Analyzing for gaps. Please wait...
NOTICE: Analyzing for isolated edges. Please wait...
NOTICE: Analyzing for ring geometries. Please wait...
NOTICE: Analyzing for intersections. Please wait...
NOTICE: ANALYSIS RESULTS FOR SELECTED EDGES:
NOTICE: Isolated segments: 0
NOTICE: Dead ends: 3
NOTICE: Potential gaps found near dead ends: 0
NOTICE: Intersections detected: 0
NOTICE: Ring geometries: 0
pgr_analyzegraph

OK
(1 row)

```

The examples use the **Sample Data** network.

#### See Also

- **Topology - Family of Functions** for an overview of a topology for routing algorithms.
- **pgr\_analyzeOneWay** to analyze directionality of the edges.
- **pgr\_createVerticesTable** to reconstruct the vertices table based on the source and target information.
- **pgr\_nodeNetwork** to create nodes to a not noded edge table.

#### Indices and tables

- **Index**
- **Search Page**

- **Supported versions: Latest (3.3) 3.2 3.1 3.0**
- **Unsupported versions: 2.6 2.5 2.4 2.3 2.2 2.1 2.0**

#### pgr\_analyzeOneWay

**pgr\_analyzeOneWay** — Analyzes oneway Sstreets and identifies flipped segments.

This function analyzes oneway streets in a graph and identifies any flipped segments.

#### Availability

- Version 2.0.0
  - **Official** function

#### Description

The analyses of one way segments is pretty simple but can be a powerful tools to identifying some the potential problems created by setting the direction of a segment the wrong way. A node is a *source* if it has edges the exit from that node and no edges enter that node. Conversely, a node is a *sink* if all edges enter the node but none exit that node. For a *source* type node it is logically impossible to exist because no vehicle can exit the node if no vehicle and enter the node. Likewise, if you had a *sink* node you would have an infinite number of vehicle piling up on this node because you can enter it but not leave it.

So why do we care if the are not feasible? Well if the direction of an edge was reversed by mistake we could generate exactly these conditions. Think about a divided highway and on the north bound lane one segment got entered wrong or maybe a sequence of multiple segments got entered wrong or maybe this happened on a round-about. The result would be potentially a *source* and/or a *sink* node.

So by counting the number of edges entering and exiting each node we can identify both *source* and *sink* nodes so that you can look at those areas of your network to make repairs and/or report the problem back to your data vendor.

#### Prerequisites

The edge table to be analyzed must contain a source column and a target column filled with id's of the vertices of the segments and the corresponding vertices table <edge\_table>\_vertices\_pgr that stores the vertices information.

- Use **pgr\_createVerticesTable** to create the vertices table.
- Use **pgr\_createTopology** to create the topology and the vertices table.

#### Signatures



```
text pgr_analyzeOneWay(geom_table text,
 text[] s_in_rules, text[] s_out_rules,
 text[] t_in_rules, text[] t_out_rules,
 text oneway='oneway', text source='source', text target='target',
 boolean two_way_if_null=true);
```

#### Parameters

##### edge\_table:

text Network table name. (may contain the schema name as well)

##### s\_in\_rules:

text[] source node **in** rules

##### s\_out\_rules:

text[] source node **out** rules

##### t\_in\_rules:

text[] target node **in** rules

##### t\_out\_rules:

text[] target node **out** rules

##### oneway:

text oneway column name name of the network table. Default value is `oneway`.

##### source:

text Source column name of the network table. Default value is `source`.

##### target:

text Target column name of the network table. Default value is `target`.

##### two\_way\_if\_null:

boolean flag to treat oneway NULL values as bi-directional. Default value is `true`.



#### Note

It is strongly recommended to use the named notation. See [pgr\\_createVerticesTable](#) or [pgr\\_createTopology](#) for examples.

The function returns:

- **OK** after the analysis has finished.
  - Uses the vertices table: `<edge_table>_vertices_pgr`.
  - Fills completely the `ein` and `eout` columns of the vertices table.
- **FAIL** when the analysis was not completed due to an error.
  - The vertices table is not found.
  - A required column of the Network table is not found or is not of the appropriate type.
  - The names of source , target or oneway are the same.

The rules are defined as an array of text strings that if match the `oneway` value would be counted as `true` for the source or target **in** or **out** condition.

#### The Vertices Table

The vertices table can be created with [pgr\\_createVerticesTable](#) or [pgr\\_createTopology](#)

The structure of the vertices table is:

##### id:

bigint Identifier of the vertex.

##### cnt:

integer Number of vertices in the edge\_table that reference this vertex. See [pgr\\_analyzeGgraph](#).

##### chk:

integer Indicator that the vertex might have a problem. See [pgr\\_analyzeGraph](#).

##### ein:

integer Number of vertices in the edge\_table that reference this vertex as incoming.

##### eout:

integer Number of vertices in the edge\_table that reference this vertex as outgoing.

##### the\_geom:

geometry Point geometry of the vertex.

#### Additional Examples

```

SELECT pgr_analyzeOneWay('edge_table',
 ARRAY["", 'B', 'TF'],
 ARRAY["", 'B', 'FT'],
 ARRAY["", 'B', 'FT'],
 ARRAY["", 'B', 'TF'],
 oneway:='dir');
NOTICE: PROCESSING:
NOTICE: pgr_analyzeOneWay('edge_table',{'""',B,TF},{""',B,FT},{""',B,FT},{""',B,TF}','dir','source','target',t)
NOTICE: Analyzing graph for one way street errors.
NOTICE: Analysis 25% complete ...
NOTICE: Analysis 50% complete ...
NOTICE: Analysis 75% complete ...
NOTICE: Analysis 100% complete ...
NOTICE: Found 0 potential problems in directionality
pgr_analyzeoneway

OK
(1 row)

```

The queries use the **Sample Data** network.

#### See Also

- **Topology - Family of Functions** for an overview of a topology for routing algorithms.
- **Graph Analytics** for an overview of the analysis of a graph.
- **pgr\_analyzeGraph** to analyze the edges and vertices of the edge table.
- **pgr\_createVerticesTable** to reconstruct the vertices table based on the source and target information.

#### Indices and tables

- **Index**
- **Search Page**

- **Supported versions: Latest (3.3) 3.2 3.1 3.0**
- **Unsupported versions: 2.6 2.5 2.4 2.3 2.2 2.1 2.0**

#### pgr\_nodeNetwork

`pgr_nodeNetwork` - Nodes an network edge table.

##### Author:

Nicolas Ribot

##### Copyright:

Nicolas Ribot, The source code is released under the MIT-X license.

The function reads edges from a not “noded” network table and writes the “noded” edges into a new table.

```

pgr_nodenetwork(edge_table, tolerance, id, text the_geom, table_ending, rows_where, outall)
RETURNS TEXT

```

#### Availability

- Version 2.0.0
  - **Official** function

#### Description

##### The main characteristics are:

A common problem associated with bringing GIS data into pgRouting is the fact that the data is often not “noded” correctly. This will create invalid topologies, which will result in routes that are incorrect.

What we mean by “noded” is that at every intersection in the road network all the edges will be broken into separate road segments. There are cases like an over-pass and under-pass intersection where you can not traverse from the over-pass to the under-pass, but this function does not have the ability to detect and accommodate those situations.

This function reads the `edge_table` table, that has a primary key column `id` and geometry column named `the_geom` and intersect all the segments in it against all the other segments and then creates a table `edge_table_noded`. It uses the `tolerance` for deciding that multiple nodes within the tolerance are considered the same node.

#### Parameters

**edge\_table:**

`text` Network table name. (may contain the schema name as well)

**tolerance:**

`float8` tolerance for coincident points (in projection unit)

**id:**

`text` Primary key column name of the network table. Default value is `id`.

**the\_geom:**

`text` Geometry column name of the network table. Default value is `the_geom`.

**table\_ending:**

`text` Suffix for the new table's. Default value is `noded`.

The output table will have for `edge_table_noded`

**id:**

`bigint` Unique identifier for the table

**old\_id:**

`bigint` Identifier of the edge in original table

**sub\_id:**

`integer` Segment number of the original edge

**source:**

`integer` Empty source column to be used with **pgr\_createTopology** function

**target:**

`integer` Empty target column to be used with **pgr\_createTopology** function

**the\_geom:**

`geometry` Geometry column of the noded network

**Examples**

Let's create the topology for the data in **Sample Data**

```
SELECT pgr_createTopology('edge_table', 0.001, clean := TRUE);
NOTICE: PROCESSING:
NOTICE: pgr_createTopology('edge_table', 0.001, 'the_geom', 'id', 'source', 'target', rows_where := 'true', clean := t)
NOTICE: Performing checks, please wait
NOTICE: Creating Topology, Please wait...
NOTICE: -----> TOPOLOGY CREATED FOR 18 edges
NOTICE: Rows with NULL geometry or NULL id: 0
NOTICE: Vertices table for table public.edge_table is: public.edge_table_vertices_pgr
NOTICE: -----
pgr_createtopology

OK
(1 row)
```

Now we can analyze the network.

```
SELECT pgr_analyzeGraph('edge_table', 0.001);
NOTICE: PROCESSING:
NOTICE: pgr_analyzeGraph('edge_table', 0.001, 'the_geom', 'id', 'source', 'target', 'true')
NOTICE: Performing checks, please wait ...
NOTICE: Analyzing for dead ends. Please wait...
NOTICE: Analyzing for gaps. Please wait...
NOTICE: Analyzing for isolated edges. Please wait...
NOTICE: Analyzing for ring geometries. Please wait...
NOTICE: Analyzing for intersections. Please wait...
NOTICE: ANALYSIS RESULTS FOR SELECTED EDGES:
NOTICE: Isolated segments: 2
NOTICE: Dead ends: 7
NOTICE: Potential gaps found near dead ends: 1
NOTICE: Intersections detected: 1
NOTICE: Ring geometries: 0
pgr_analyzegraph

OK
(1 row)
```

The analysis tell us that the network has a gap and an intersection. We try to fix the problem using:

```

SELECT pgr_nodeNetwork('edge_table', 0.001);
NOTICE: PROCESSING:
NOTICE: id: id
NOTICE: the_geom: the_geom
NOTICE: table_ending: noded
NOTICE: rows_where:
NOTICE: outall: f
NOTICE: pgr_nodeNetwork('edge_table', 0.001, 'id', 'the_geom', 'noded', ", f)
NOTICE: Performing checks, please wait
NOTICE: Processing, please wait
NOTICE: Split Edges: 3
NOTICE: Untouched Edges: 15
NOTICE: Total original Edges: 18
NOTICE: Edges generated: 6
NOTICE: Untouched Edges: 15
NOTICE: Total New segments: 21
NOTICE: New Table: public.edge_table_noded
NOTICE: -----
pgr_nodenetwork

OK
(1 row)

```

Inspecting the generated table, we can see that edges 13,14 and 18 has been segmented

```

SELECT old_id, sub_id FROM edge_table_noded ORDER BY old_id, sub_id;
old_id | sub_id
-----+-----
 1 | 1
 2 | 1
 3 | 1
 4 | 1
 5 | 1
 6 | 1
 7 | 1
 8 | 1
 9 | 1
10 | 1
11 | 1
12 | 1
13 | 1
13 | 2
14 | 1
14 | 2
15 | 1
16 | 1
17 | 1
18 | 1
18 | 2
(21 rows)

```

We can create the topology of the new network

```

SELECT pgr_createTopology('edge_table_noded', 0.001);
NOTICE: PROCESSING:
NOTICE: pgr_createTopology('edge_table_noded', 0.001, 'the_geom', 'id', 'source', 'target', rows_where := 'true', clean := f)
NOTICE: Performing checks, please wait
NOTICE: Creating Topology, Please wait...
NOTICE: -----> TOPOLOGY CREATED FOR 21 edges
NOTICE: Rows with NULL geometry or NULL id: 0
NOTICE: Vertices table for table public.edge_table_noded is: public.edge_table_noded_vertices_pgr
NOTICE: -----
pgr_createtopology

OK
(1 row)

```

Now let's analyze the new topology

```

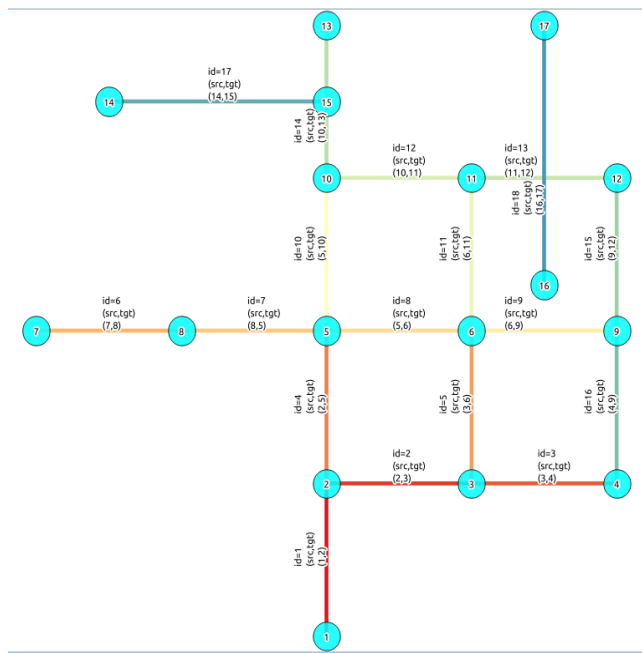
SELECT pgr_analyzeGraph('edge_table_noded',0.001);
NOTICE: PROCESSING:
NOTICE: pgr_analyzeGraph('edge_table_noded',0.001,'the_geom','id','source','target','true')
NOTICE: Performing checks, please wait ...
NOTICE: Analyzing for dead ends. Please wait...
NOTICE: Analyzing for gaps. Please wait...
NOTICE: Analyzing for isolated edges. Please wait...
NOTICE: Analyzing for ring geometries. Please wait...
NOTICE: Analyzing for intersections. Please wait...
NOTICE: ANALYSIS RESULTS FOR SELECTED EDGES:
NOTICE: Isolated segments: 0
NOTICE: Dead ends: 6
NOTICE: Potential gaps found near dead ends: 0
NOTICE: Intersections detected: 0
NOTICE: Ring geometries: 0
pgr_analyzeGraph

OK
(1 row)

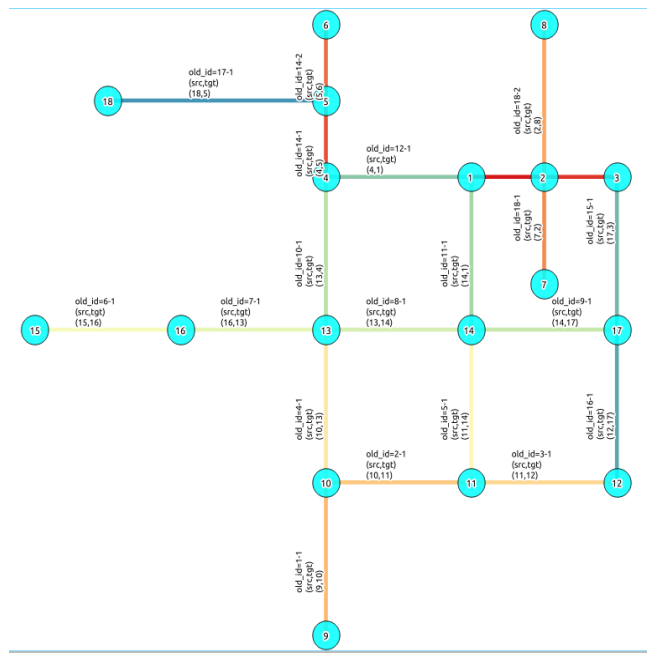
```

## Images

Before Image



After Image



## Comparing the results

Comparing with the Analysis in the original edge\_table, we see that.

|                   | Before                                                                                                                                                                                                                         | After                                                                                                                                                                                               |
|-------------------|--------------------------------------------------------------------------------------------------------------------------------------------------------------------------------------------------------------------------------|-----------------------------------------------------------------------------------------------------------------------------------------------------------------------------------------------------|
| Table name        | edge_table                                                                                                                                                                                                                     | edge_table_noded                                                                                                                                                                                    |
| Fields            | All original fields                                                                                                                                                                                                            | Has only basic fields to do a topology analysis                                                                                                                                                     |
| Dead ends         | <ul style="list-style-type: none"> <li>Edges with 1 dead end: 1,6,24</li> <li>Edges with 2 dead ends 17,18</li> </ul> <p>Edge 17's right node is a dead end because there is no other edge sharing that same node. (cnt=1)</p> | Edges with 1 dead end: 1-1 ,6-1,14-2, 18-1 17-1 18-2                                                                                                                                                |
| Isolated segments | two isolated segments: 17 and 18 both they have 2 dead ends                                                                                                                                                                    | <p>No Isolated segments</p> <ul style="list-style-type: none"> <li>Edge 17 now shares a node with edges 14-1 and 14-2</li> <li>Edges 18-1 and 18-2 share a node with edges 13-1 and 13-2</li> </ul> |
| Gaps              | There is a gap between edge 17 and 14 because edge 14 is near to the right node of edge 17                                                                                                                                     | Edge 14 was segmented Now edges: 14-1 14-2 17 share the same node The tolerance value was taken in account                                                                                          |
| Intersections     | Edges 13 and 18 were intersecting                                                                                                                                                                                              | Edges were segmented, So, now in the interection's point there is a node and the following edges share it: 13-1 13-2 18-1 18-2                                                                      |

Now, we are going to include the segments 13-1, 13-2 14-1, 14-2 ,18-1 and 18-2 into our edge-table, copying the data for

dir, cost, and reverse cost with the following steps:

- Add a column old\_id into edge\_table, this column is going to keep track the id of the original edge
- Insert only the segmented edges, that is, the ones whose max(sub\_id) > 1

```
alter table edge_table drop column if exists old_id;
NOTICE: column "old_id" of relation "edge_table" does not exist, skipping
ALTER TABLE
alter table edge_table add column old_id integer;
ALTER TABLE
insert into edge_table (old_id, dir, cost, reverse_cost, the_geom)
 (with
 segmented as (select old_id, count(*) as i from edge_table_noded group by old_id)
 select segments.old_id, dir, cost, reverse_cost, segments.the_geom
 from edge_table as edges join edge_table_noded as segments on (edges.id = segments.old_id)
 where edges.id in (select old_id from segmented where i > 1));
INSERT 0 6
```

We recreate the topology:

```
SELECT pgr_createTopology('edge_table', 0.001);
NOTICE: PROCESSING:
NOTICE: pgr_createTopology('edge_table', 0.001, 'the_geom', 'id', 'source', 'target', rows_where := 'true', clean := f)
NOTICE: Performing checks, please wait
NOTICE: Creating Topology, Please wait...
NOTICE: -----> TOPOLOGY CREATED FOR 6 edges
NOTICE: Rows with NULL geometry or NULL id: 0
NOTICE: Vertices table for table public.edge_table is: public.edge_table_vertices_pgr
NOTICE: -----
pgr_createtopology

OK
(1 row)
```

To get the same analysis results as the topology of edge\_table\_noded, we do the following query:

```
SELECT pgr_analyzeGraph('edge_table', 0.001, rows_where := 'id not in (select old_id from edge_table where old_id is not null)');
NOTICE: PROCESSING:
NOTICE: pgr_analyzeGraph('edge_table', 0.001, 'the_geom', 'id', 'source', 'target', 'id not in (select old_id from edge_table where old_id is not null)')
NOTICE: Performing checks, please wait ...
NOTICE: Analyzing for dead ends. Please wait...
NOTICE: Analyzing for gaps. Please wait...
NOTICE: Analyzing for isolated edges. Please wait...
NOTICE: Analyzing for ring geometries. Please wait...
NOTICE: Analyzing for intersections. Please wait...
NOTICE: ANALYSIS RESULTS FOR SELECTED EDGES:
NOTICE: Isolated segments: 0
NOTICE: Dead ends: 6
NOTICE: Potential gaps found near dead ends: 0
NOTICE: Intersections detected: 0
NOTICE: Ring geometries: 0
pgr_analyzegraph

OK
(1 row)
```

To get the same analysis results as the original edge\_table, we do the following query:

```
SELECT pgr_analyzeGraph('edge_table', 0.001, rows_where := 'old_id is null');
NOTICE: PROCESSING:
NOTICE: pgr_analyzeGraph('edge_table', 0.001, 'the_geom', 'id', 'source', 'target', 'old_id is null')
NOTICE: Performing checks, please wait ...
NOTICE: Analyzing for dead ends. Please wait...
NOTICE: Analyzing for gaps. Please wait...
NOTICE: Analyzing for isolated edges. Please wait...
NOTICE: Analyzing for ring geometries. Please wait...
NOTICE: Analyzing for intersections. Please wait...
NOTICE: ANALYSIS RESULTS FOR SELECTED EDGES:
NOTICE: Isolated segments: 2
NOTICE: Dead ends: 7
NOTICE: Potential gaps found near dead ends: 1
NOTICE: Intersections detected: 1
NOTICE: Ring geometries: 0
pgr_analyzegraph

OK
(1 row)
```

Or we can analyze everything because, maybe edge 18 is an overpass, edge 14 is an under pass and there is also a street level junction, and the same happens with edges 17 and 13.

```

SELECT pgr_analyzeGraph('edge_table', 0.001);
NOTICE: PROCESSING:
NOTICE: pgr_analyzeGraph('edge_table',0.001,'the_geom','id','source','target','true')
NOTICE: Performing checks, please wait ...
NOTICE: Analyzing for dead ends. Please wait...
NOTICE: Analyzing for gaps. Please wait...
NOTICE: Analyzing for isolated edges. Please wait...
NOTICE: Analyzing for ring geometries. Please wait...
NOTICE: Analyzing for intersections. Please wait...
NOTICE: ANALYSIS RESULTS FOR SELECTED EDGES:
NOTICE: Isolated segments: 0
NOTICE: Dead ends: 3
NOTICE: Potential gaps found near dead ends: 0
NOTICE: Intersections detected: 5
NOTICE: Ring geometries: 0
pgr_analyzeGraph

OK
(1 row)

```

#### See Also

**Topology - Family of Functions** for an overview of a topology for routing algorithms. **pgr\_analyzeOneWay** to analyze directionality of the edges. **pgr\_createTopology** to create a topology based on the geometry. **pgr\_analyzeGraph** to analyze the edges and vertices of the edge table.

#### Indices and tables

- **Index**
- **Search Page**

- **Supported versions: Latest (3.3) 3.2 3.1 3.0**

#### pgr\_extractVertices - Proposed

**pgr\_extractVertices** — Extracts the vertices information based on the source and target.



#### Warning

Proposed functions for next mayor release.

- They are not officially in the current release.
- They will likely officially be part of the next mayor release:
  - The functions make use of ANY-INTEGER and ANY-NUMERICAL
  - Name might not change. (But still can)
  - Signature might not change. (But still can)
  - Functionality might not change. (But still can)
  - pgTap tests have being done. But might need more.
  - Documentation might need refinement.

#### Availability

- Version 3.3.0
  - Clasified as **proposed** function
- Version 3.0.0
  - New **experimental** function

#### Description

This is an auxiliary function for extracting the vertex information of the set of edges of a graph.

- When the edge identifier is given, then it will also calculate the in and out edges

#### Signatures

```

pgr_extractVertices(Edges SQL [, dryrun])
RETURNS SETOF (id, in_edges, out_edges, x, y, geom)

```

#### Example:

Extracting the vertex information

```
SELECT * FROM pgr_extractVertices(
'SELECT id, the_geom AS geom
FROM edge_table');
id | in_edges | out_edges | x | y | geom
-----+-----+-----+-----+-----+-----
1 | | {6} | 0 | 2 | 010100000000000000000000000000000000000040
2 | | {17} | 0.5 | 3.5 | 010100000000000000000000E03F000000000000C40
3 | {6} | {7} | 1 | 2 | 010100000000000000000000F03F000000000000040
4 | {17} | | 1.999999999999999 | 3.5 | 010100000068EEFFFFFFFFF3F0000000000000C40
5 | | {1} | 2 | 0 | 01010000000000000000000004000000000000000
6 | {1} | {2,4} | | | 01010000000000000000000004000000000000F03F
7 | {4,7} | {8,10} | 2 | 2 | 010100000000000000000000040000000000000040
8 | {10} | {12,14} | 2 | 3 | 010100000000000000000000040000000000000840
9 | {14} | | 2 | 4 | 010100000000000000000000040000000000001040
10 | {2} | {3,5} | 3 | 1 | 01010000000000000000000008400000000000F03F
11 | {5,8} | {9,11} | 3 | 2 | 01010000000000000000000008400000000000040
12 | {11,12} | {13} | 3 | 3 | 010100000000000000000000084000000000000840
13 | | {18} | 3.5 | 2.3 | 0101000000000000000000000C40666666666660240
14 | {18} | | 3.5 | 4 | 010100000000000000000000C40000000000001040
15 | {3} | {16} | 4 | 1 | 01010000000000000000000010400000000000F03F
16 | {9,16} | {15} | 4 | 2 | 010100000000000000000000104000000000000040
17 | {13,15} | | 4 | 3 | 0101000000000000000000001040000000000000840
(17 rows)
```

## Parameters

| Parameter        | Type | Description                                                                    |
|------------------|------|--------------------------------------------------------------------------------|
| <b>Edges SQL</b> | TEXT | The set of edges of the graph. It is an <b>Inner Query</b> as described below. |
| <b>dryrun</b>    | TEXT | Don't process and get in a NOTICE the resulting query.                         |

### Inner Query

## When line geometry is known

| Column | Type       | Description                        |
|--------|------------|------------------------------------|
| id     | BIGINT     | (Optional) identifier of the edge. |
| geom   | LINestring | LINestring geometry of the edge.   |

This inner query takes precedence over the next two inner query, therefore other columns are ignored where `geom` column appears.

- Ignored columns:
  - startpoint
  - endpoint
  - source
  - target

## When vertex geometry is known

To use this inner query the column `geom` should not be part of the set of columns.

| Column            | Type          | Description                            |
|-------------------|---------------|----------------------------------------|
| <b>id</b>         | <b>BIGINT</b> | (Optional) identifier of the edge.     |
| <b>startpoint</b> | <b>POINT</b>  | POINT geometry of the starting vertex. |
| <b>endpoint</b>   | <b>POINT</b>  | POINT geometry of the ending vertex.   |

This inner query takes precedence over the next inner query, therefore other columns are ignored where `startpoint` and `endpoint` columns appears.

- Ignored columns:
- source
  - target

### When identifiers of vertices are known

To use this inner query the columns `geom`, `startpoint` and `endpoint` should not be part of the set of columns.

| Column | Type   | Description                        |
|--------|--------|------------------------------------|
| id     | BIGINT | (Optional) identifier of the edge. |



| Column        | Type        | Description                                            |
|---------------|-------------|--------------------------------------------------------|
| <b>source</b> | ANY-INTEGER | Identifier of the first end point vertex of the edge.  |
| <b>target</b> | ANY-INTEGER | Identifier of the second end point vertex of the edge. |

#### Result Columns

Returns set of (id, in\_edges, out\_edges, x, y, geom)

| Column           | Type     | Description                                                                                                                                                                                            |
|------------------|----------|--------------------------------------------------------------------------------------------------------------------------------------------------------------------------------------------------------|
| <b>id</b>        | BIGINT   | Identifier of the first end point vertex of the edge.                                                                                                                                                  |
| <b>in_edges</b>  | BIGINT[] | Array of identifiers of the edges that have the vertex <b>id</b> as <i>first end point</i> . <ul style="list-style-type: none"> <li>NULL When the <b>id</b> is not part of the inner query</li> </ul>  |
| <b>out_edges</b> | BIGINT[] | Array of identifiers of the edges that have the vertex <b>id</b> as <i>second end point</i> . <ul style="list-style-type: none"> <li>NULL When the <b>id</b> is not part of the inner query</li> </ul> |
| <b>x</b>         | FLOAT    | X value of the POINT geometry <ul style="list-style-type: none"> <li>NULL When no geometry is provided</li> </ul>                                                                                      |
| <b>y</b>         | FLOAT    | Y value of the POINT geometry <ul style="list-style-type: none"> <li>NULL When no geometry is provided</li> </ul>                                                                                      |
| <b>geom</b>      | POINT    | Geometry of the POINT <ul style="list-style-type: none"> <li>NULL When no geometry is provided</li> </ul>                                                                                              |

#### Additional Examples

##### Example 1:

Dryrun execution

To get the query generated used to get the vertex information, use `dryrun := true`.

The results can be used as base code to make a refinement based on the backend development needs.

```
SELECT * FROM pgr_extractVertices(
 'SELECT id, the_geom AS geom FROM edge_table',
 dryrun := true);
NOTICE:
WITH

 main_sql AS (
 SELECT id, the_geom AS geom FROM edge_table
),

 the_out AS (
 SELECT id::BIGINT AS out_edge, ST_StartPoint(geom) AS geom
 FROM main_sql
),

 agg_out AS (
 SELECT array_agg(out_edge ORDER BY out_edge) AS out_edges, ST_x(geom) AS x, ST_Y(geom) AS y, geom
 FROM the_out
 GROUP BY geom
),

 the_in AS (
 SELECT id::BIGINT AS in_edge, ST_EndPoint(geom) AS geom
 FROM main_sql
),

 agg_in AS (
 SELECT array_agg(in_edge ORDER BY in_edge) AS in_edges, ST_x(geom) AS x, ST_Y(geom) AS y, geom
 FROM the_in
 GROUP BY geom
),

 the_points AS (
 SELECT in_edges, out_edges, coalesce(agg_out.geom, agg_in.geom) AS geom
 FROM agg_out
 FULL OUTER JOIN agg_in USING (x, y)
)

 SELECT row_number() over(ORDER BY ST_X(geom), ST_Y(geom)) AS id, in_edges, out_edges, ST_X(geom), ST_Y(geom), geom
 FROM the_points;
id | in_edges | out_edges | x | y | geom
-----+-----+-----+---+---+-----
(0 rows)
```

##### Example 2:

## 6. Inspection of the routing topology

```
SELECT id, source, target, x1, y1, x2, y2
FROM edge_table;
id | source | target | x1 | y1 | x2 | y2
---+-----+-----+----+----+----+----
6 | 1 | 3 | 0 | 2 | 1 | 2
17 | 2 | 4 | 0.5 | 3.5 | 1.9999999999999999 | 3.5
1 | 5 | 6 | 2 | 0 | 2 | 1
4 | 6 | 7 | 2 | 1 | 2 | 2
7 | 3 | 7 | 1 | 2 | 2 | 2
10 | 7 | 8 | 2 | 2 | 2 | 3
14 | 8 | 9 | 2 | 3 | 2 | 4
2 | 6 | 10 | 2 | 1 | 3 | 1
5 | 10 | 11 | 3 | 1 | 3 | 2
8 | 7 | 11 | 2 | 2 | 3 | 2
11 | 11 | 12 | 3 | 2 | 3 | 3
12 | 8 | 12 | 2 | 3 | 3 | 3
18 | 13 | 14 | 3.5 | 2.3 | 3.5 | 4
3 | 10 | 15 | 3 | 1 | 4 | 1
9 | 11 | 16 | 3 | 2 | 4 | 2
16 | 15 | 16 | 4 | 1 | 4 | 2
13 | 12 | 17 | 3 | 3 | 4 | 3
15 | 16 | 17 | 4 | 2 | 4 | 3
(18 rows)
```

See Also

- **Topology - Family of Functions** for an overview of a topology for routing algorithms.
- **pgr\_createVerticesTable** to create a topology based on the geometry.

## Indices and tables

- **Index**
- **Search Page**

See Also

## Indices and tables

- **Index**
- **Search Page**

- **Supported versions: Latest (3.3) 3.2 3.1 3.0**
- **Unsupported versions: 2.6 2.5 2.4 2.3**

## Traveling Sales Person - Family of functions

- **pgr\_TSP** - When input is given as matrix cell information.
- **pgr\_TSPeuclidean** - When input are coordinates.

- **Supported versions: Latest (3.3) 3.2 3.1 3.0**
- **Unsupported versions: 2.6 2.5 2.4 2.3 2.2 2.1 2.0**

## pgr\_TSP

- **pgr\_TSP** - Aproximation using *metric* algorithm.



Boost Graph Inside

## Availability:

- Version 3.2.1
  - Metric Algorithm from **Boost library**
  - Simulated Annealing Algorithm no longer supported
    - The Simulated Annealing Algorithm related parameters are ignored: max\_processing\_time, tries\_per\_temperature, max\_changes\_per\_temperature, max\_consecutive\_non\_changes, initial\_temperature, final\_temperature, cooling\_factor, randomize
- Version 2.3.0

- Signature change
    - Old signature no longer supported
- Version 2.0.0
  - Official** function

#### Description

#### Problem Definition

The travelling salesperson problem (TSP) asks the following question:

*Given a list of cities and the distances between each pair of cities, which is the shortest possible route that visits each city exactly once and returns to the origin city?*

#### General Characteristics

- This problem is an NP-hard optimization problem.
- Metric Algorithm is used
- Implementation generates solutions that *are twice as long as the optimal tour in the worst case* when:
  - Graph is undirected
  - Graph is fully connected
  - Graph where traveling costs on edges obey the triangle inequality.
- On an undirected graph:
  - The traveling costs are symmetric:
  - Traveling costs from  $u$  to  $v$  are just as much as traveling from  $v$  to  $u$

#### Characteristics

- Can be Used with **Cost Matrix - Category** functions preferably with *directed* => *false*.
  - With `directed => false`
    - Will generate a graph that:
      - is undirected
      - is fully connected (As long as the graph has one component)
      - all traveling costs on edges obey the triangle inequality.
    - When `start_vid = 0 OR end_vid = 0`
      - The solutions generated is guaranteed to *betwice as long as the optimal tour in the worst case*
    - When `start_vid != 0 AND end_vid != 0 AND start_vid != end_vid`
      - It is **not guaranteed** that the solution will be, in the worse case, twice as long as the optimal tour, due to the fact that `end_vid` is forced to be in a fixed position.
  - With `directed => true`
    - It is **not guaranteed** that the solution will be, in the worse case, twice as long as the optimal tour
    - Will generate a graph that:
      - is directed
      - is fully connected (As long as the graph has one component)
      - some (or all) traveling costs on edges might not obey the triangle inequality.
    - As an undirected graph is required, the directed graph is transformed as follows:
      - edges  $(u, v)$  and  $(v, u)$  is considered to be the same edge (denoted  $(u, v)$ )
      - if `agg_cost` differs between one or more instances of edge  $(u, v)$
      - The minimum value of the `agg_cost` all instances of edge  $(u, v)$  is going to be considered as the `agg_cost` of edge  $(u, v)$
      - Some (or all) traveling costs on edges will still might not obey the triangle inequality.
  - When the data is incomplete, but it is a connected graph, the missing values will be calculated with dijkstra algorithm.

#### Signatures

#### Summary

```
pgr_TSP(Matrix SQL, [start_id], [end_id])
RETURNS SETOF (seq, node, cost, agg_cost)
```

#### Example: Using **pgr\_dijkstraCostMatrix** to generate the matrix information

- Line 5** Vertices 15 to 18 are not included because they are not connected.

```

1 SELECT * FROM pgr_TSP(
2 $$
3 SELECT * FROM pgr_dijkstraCostMatrix(
4 'SELECT id, source, target, cost, reverse_cost FROM edge_table',
5 (SELECT array_agg(id) FROM edge_table_vertices_pgr WHERE id < 14),
6 directed => false)
7 $$);
8 seq | node | cost | agg_cost
9 -----+-----+-----+-----
10 1 | 1 | 0 | 0
11 2 | 2 | 1 | 1
12 3 | 3 | 1 | 2
13 4 | 4 | 1 | 3
14 5 | 9 | 1 | 4
15 6 | 12 | 1 | 5
16 7 | 6 | 2 | 7
17 8 | 5 | 1 | 8
18 9 | 8 | 1 | 9
19 10 | 7 | 1 | 10
20 11 | 10 | 3 | 13
21 12 | 11 | 1 | 14
22 13 | 13 | 2 | 16
23 14 | 1 | 4 | 20
24 (14 rows)
25

```

#### Parameters

| Parameter         | Type   | Default | Description                                                                                                                                                                                                                                                                                                   |
|-------------------|--------|---------|---------------------------------------------------------------------------------------------------------------------------------------------------------------------------------------------------------------------------------------------------------------------------------------------------------------|
| <b>Matrix SQL</b> | TEXT   |         | An SQL query, described in the <b>Matrix SQL</b> section.                                                                                                                                                                                                                                                     |
| <b>start_vid</b>  | BIGINT | 0       | The first visiting vertex <ul style="list-style-type: none"> <li>When 0 any vertex can become the first visiting vertex.</li> </ul>                                                                                                                                                                           |
| <b>end_vid</b>    | BIGINT | 0       | Last visiting vertex before returning to <code>start_vid</code> . <ul style="list-style-type: none"> <li>When 0 any vertex can become the last visiting vertex before returning to <code>start_vid</code>.</li> <li>When NOT 0 and <code>start_vid = 0</code> then it is the first and last vertex</li> </ul> |

#### Inner query

#### Matrix SQL

**Matrix SQL**: an SQL query, which should return a set of rows with the following columns:

| Column           | Type          | Description                                                        |
|------------------|---------------|--------------------------------------------------------------------|
| <b>start_vid</b> | ANY-INTEGER   | Identifier of the starting vertex.                                 |
| <b>end_vid</b>   | ANY-INTEGER   | Identifier of the ending vertex.                                   |
| <b>agg_cost</b>  | ANY-NUMERICAL | Cost for going from <code>start_vid</code> to <code>end_vid</code> |

#### Result Columns

Returns SET OF (seq, node, cost, agg\_cost)

| Column          | Type    | Description                                                                                                                                                                                        |
|-----------------|---------|----------------------------------------------------------------------------------------------------------------------------------------------------------------------------------------------------|
| <b>seq</b>      | INTEGER | Row sequence.                                                                                                                                                                                      |
| <b>node</b>     | BIGINT  | Identifier of the node/coordinate/point.                                                                                                                                                           |
| <b>cost</b>     | FLOAT   | Cost to traverse from the current <code>node</code> to the next <code>node</code> in the path sequence. <ul style="list-style-type: none"> <li>0 for the last row in the tour sequence.</li> </ul> |
| <b>agg_cost</b> | FLOAT   | Aggregate cost from the <code>node</code> at <code>seq = 1</code> to the current node. <ul style="list-style-type: none"> <li>0 for the first row in the tour sequence.</li> </ul>                 |

#### Additional Examples

##### Example:

Start from vertex \{7\}

- Line 9 `start_vid => 7`

```

1 SELECT * FROM pgr_TSP(
2 $$
3 SELECT * FROM pgr_dijkstraCostMatrix(
4 'SELECT id, source, target, cost, reverse_cost FROM edge_table',
5 (SELECT array_agg(id) FROM edge_table_vertices_pgr WHERE id < 14),
6 directed => false
7)
8 $$,
9 start_id => 7
10);
11 seq | node | cost | agg_cost
12 ---+---+---+---
13 1 | 7 | 0 | 0
14 2 | 8 | 1 | 1
15 3 | 5 | 1 | 2
16 4 | 2 | 1 | 3
17 5 | 1 | 1 | 4
18 6 | 3 | 2 | 6
19 7 | 4 | 1 | 7
20 8 | 9 | 1 | 8
21 9 | 12 | 1 | 9
22 10 | 11 | 1 | 10
23 11 | 6 | 1 | 11
24 12 | 10 | 2 | 13
25 13 | 13 | 1 | 14
26 14 | 7 | 4 | 18
27 (14 rows)
28

```

### Example:

Using points of interest to generate an asymmetric matrix.

To generate an asymmetric matrix:

- **Line 5** The `side` information of `pointsOfInterest` is ignored by not including it in the query
- **Line 7** Generating an asymmetric matrix with `directed => true`
  - $\min(\text{agg\_cost}(u, v), \text{agg\_cost}(v, u))$  is going to be considered as the `agg_cost`
  - The solution that can be larger than *twice as long as the optimal tour* because:
    - Triangle inequality might not be satisfied.
    - `start_id != 0 AND end_id != 0`

```

1 SELECT * FROM pgr_TSP(
2 $$
3 SELECT * FROM pgr_withPointsCostMatrix(
4 'SELECT id, source, target, cost, reverse_cost FROM edge_table ORDER BY id',
5 'SELECT pid, edge_id, fraction from pointsOfInterest',
6 array[-1, 3, 5, 6, -6],
7 directed => true)
8 $$,
9 start_id => 5,
10 end_id => 6
11);
12 seq | node | cost | agg_cost
13 ---+---+---+---
14 1 | 5 | 0 | 0
15 2 | -6 | 0.3 | 0.3
16 3 | -1 | 1.3 | 1.6
17 4 | 3 | 1.6 | 3.2
18 5 | 6 | 1 | 4.2
19 6 | 5 | 1 | 5.2
20 (6 rows)
21

```

### Example:

Connected incomplete data

Using selected edges (2, 4, 5, 8, 9, 15) the matrix is not complete but it is connected

```

1 SELECT source AS start_vid, target AS end_vid, 1 AS agg_cost
2 FROM edge_table WHERE id IN (2, 4, 5, 8, 9, 15);
3 start_vid | end_vid | agg_cost
4 ---+---+---
5 2 | 3 | 1
6 2 | 5 | 1
7 3 | 6 | 1
8 5 | 6 | 1
9 6 | 9 | 1
10 9 | 12 | 1
11 (6 rows)
12

```

Edge (5,12) does not exist on the initial data, but it is calculated internally.

```

1 SELECT * FROM pgr_TSP(
2 $$
3 SELECT source AS start_vid, target AS end_vid, 1 AS agg_cost
4 FROM edge_table WHERE id IN (2, 4, 5, 8, 9, 15)
5 $$);
6 seq | node | cost | agg_cost
7 ----+-----+-----+-----
8 1 | 2 | 0 | 0
9 2 | 3 | 1 | 1
10 3 | 6 | 1 | 2
11 4 | 12 | 1 | 3
12 5 | 9 | 1 | 4
13 6 | 5 | 1 | 5
14 7 | 2 | 1 | 6
15 (7 rows)
16

```

The queries use the **Sample Data** network.

#### See Also

- **Traveling Sales Person - Family of functions**
- Metric Algorithm from **Boost library**
- **Boost library**
- **Wikipedia: Traveling Salesman Problem**

#### Indices and tables

- **Index**
- **Search Page**

- **Supported versions: Latest (3.3) 3.2 3.1 3.0**
- **Unsupported versions: 2.5 2.4 2.3**

#### pgr\_TSPeuclidean

- `pgr_TSPeuclidean` - Approximation using *metric* algorithm.



Boost Graph Inside

#### Availability:

- Version 3.2.1
  - Metric Algorithm from **Boost library**
  - Simulated Annealing Algorithm no longer supported
    - The Simulated Annealing Algorithm related parameters are ignored: `max_processing_time`, `tries_per_temperature`, `max_changes_per_temperature`, `max_consecutive_non_changes`, `initial_temperature`, `final_temperature`, `cooling_factor`, `randomize`
- Version 3.0.0
  - Name change from `pgr_euclidianTSP`
- Version 2.3.0
  - New **Official** function

#### Description

##### Problem Definition

The travelling salesperson problem (TSP) asks the following question:

*Given a list of cities and the distances between each pair of cities, which is the shortest possible route that visits each city exactly once and returns to the origin city?*

##### General Characteristics

- This problem is an NP-hard optimization problem.
- Metric Algorithm is used
- Implementation generates solutions that *are twice as long as the optimal tour in the worst case* when:
  - Graph is undirected

- Graph is fully connected
- Graph where traveling costs on edges obey the triangle inequality.
- On an undirected graph:
  - The traveling costs are symmetric:
  - Traveling costs from  $u$  to  $v$  are just as much as traveling from  $v$  to  $u$

#### Characteristics

- Duplicated identifiers with different coordinates are not allowed
  - The coordinates are quite the same for the same identifier, for example

```
1, 3.5, 1
1, 3.499999999999 0.9999999
```

- The coordinates are quite different for the same identifier, for example

```
2, 3.5, 1.0
2, 3.6, 1.1
```

- Any duplicated identifier will be ignored. The coordinates that will be kept is arbitrarily.

#### Signatures

#### Summary

```
pgr_TSPeuclidean(Coordinates SQL, [start_id], [end_id])
RETURNS SETOF (seq, node, cost, agg_cost)
```

#### Example:

With default values

```
SELECT * FROM pgr_TSPeuclidean(
 $$
 SELECT id, st_X(the_geom) AS x, st_Y(the_geom) AS y FROM edge_table_vertices_pgr
 $$);
seq | node | cost | agg_cost
-----+-----+-----+-----
1 | 1 | 0 | 0
2 | 2 | 1 | 1
3 | 8 | 1.41421356237 | 2.41421356237
4 | 7 | 1 | 3.41421356237
5 | 14 | 1.58113883008 | 4.99535239246
6 | 15 | 1.5 | 6.49535239246
7 | 13 | 0.5 | 6.99535239246
8 | 17 | 1.5 | 8.49535239246
9 | 12 | 1.11803398875 | 9.61338638121
10 | 9 | 1 | 10.6133863812
11 | 16 | 0.583095189485 | 11.1964815707
12 | 6 | 0.583095189485 | 11.7795767602
13 | 11 | 1 | 12.7795767602
14 | 10 | 1 | 13.7795767602
15 | 5 | 1 | 14.7795767602
16 | 4 | 2.2360679775 | 17.0156447377
17 | 3 | 1 | 18.0156447377
18 | 1 | 1.41421356237 | 19.4298583
(18 rows)
```

#### Parameters

| Parameter              | Type   | Default | Description                                                                                                                                                                                                                                                                                 |
|------------------------|--------|---------|---------------------------------------------------------------------------------------------------------------------------------------------------------------------------------------------------------------------------------------------------------------------------------------------|
| <b>Coordinates SQL</b> | TEXT   |         | An SQL query, described in the <b>Coordinates SQL</b> section                                                                                                                                                                                                                               |
| <b>start_vid</b>       | BIGINT | 0       | The first visiting vertex <ul style="list-style-type: none"> <li>When 0 any vertex can become the first visiting vertex.</li> </ul>                                                                                                                                                         |
| <b>end_vid</b>         | BIGINT | 0       | Last visiting vertex before returning to <b>start_vid</b> . <ul style="list-style-type: none"> <li>When 0 any vertex can become the last visiting vertex before returning to <b>start_vid</b>.</li> <li>When NOT 0 and <b>start_vid</b> = 0 then it is the first and last vertex</li> </ul> |

#### Inner query

#### Coordinates SQL

**Coordinates SQL:** an SQL query, which should return a set of rows with the following columns:



| Column    | Type          | Description                        |
|-----------|---------------|------------------------------------|
| <b>id</b> | ANY-INTEGER   | Identifier of the starting vertex. |
| <b>x</b>  | ANY-NUMERICAL | X value of the coordinate.         |
| <b>y</b>  | ANY-NUMERICAL | Y value of the coordinate.         |

#### Result Columns

Returns SET OF (seq, node, cost, agg\_cost)

| Column          | Type    | Description                                                                                                                                                                                           |
|-----------------|---------|-------------------------------------------------------------------------------------------------------------------------------------------------------------------------------------------------------|
| <b>seq</b>      | INTEGER | Row sequence.                                                                                                                                                                                         |
| <b>node</b>     | BIGINT  | Identifier of the node/coordinate/point.                                                                                                                                                              |
| <b>cost</b>     | FLOAT   | Cost to traverse from the current <code>node</code> to the next <code>node</code> in the path sequence.<br><ul style="list-style-type: none"> <li>0 for the last row in the tour sequence.</li> </ul> |
| <b>agg_cost</b> | FLOAT   | Aggregate cost from the <code>node</code> at <code>seq = 1</code> to the current node.<br><ul style="list-style-type: none"> <li>0 for the first row in the tour sequence.</li> </ul>                 |

#### Additional Examples

##### Example:

Test 29 cities of Western Sahara

This example shows how to make performance tests using University of Waterloo's **example data** using the 29 cities of **Western Sahara dataset**

Creating a table for the data and storing the data

```
CREATE TABLE wi29 (id BIGINT, x FLOAT, y FLOAT, geom geometry);
INSERT INTO wi29 (id, x, y) VALUES
(1,20833.3333,17100.0000),
(2,20900.0000,17066.6667),
(3,21300.0000,13016.6667),
(4,21600.0000,14150.0000),
(5,21600.0000,14966.6667),
(6,21600.0000,16500.0000),
(7,22183.3333,13133.3333),
(8,22583.3333,14300.0000),
(9,22683.3333,12716.6667),
(10,23616.6667,15866.6667),
(11,23700.0000,15933.3333),
(12,23883.3333,14533.3333),
(13,24166.6667,13250.0000),
(14,25149.1667,12365.8333),
(15,26133.3333,14500.0000),
(16,26150.0000,10550.0000),
(17,26283.3333,12766.6667),
(18,26433.3333,13433.3333),
(19,26550.0000,13850.0000),
(20,26733.3333,11683.3333),
(21,27026.1111,13051.9444),
(22,27096.1111,13415.8333),
(23,27153.6111,13203.3333),
(24,27166.6667,9833.3333),
(25,27233.3333,10450.0000),
(26,27233.3333,11783.3333),
(27,27266.6667,10383.3333),
(28,27433.3333,12400.0000),
(29,27462.5000,12992.2222);
```

Adding a geometry (for visual purposes)

```
UPDATE wi29 SET geom = ST_makePoint(x,y);
```

Getting a total cost of the tour, compare the value with the length of an optimal tour is 27603, given on the dataset

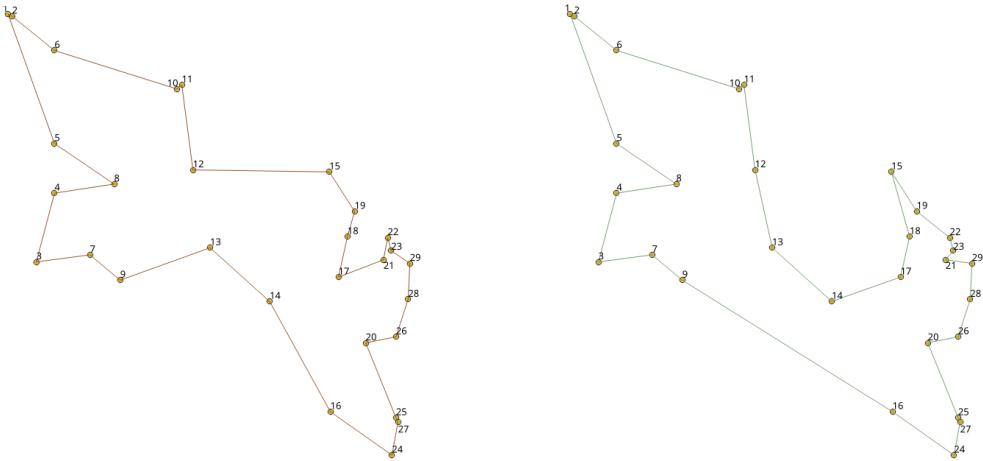
```
SELECT *
FROM pgr_TSPeclidean($$SELECT * FROM wi29$$)
WHERE seq = 30;
seq | node | cost | agg_cost
-----+-----+-----+-----
30 | 1 | 2266.91173136 | 28777.4854127
(1 row)
```

Getting a geometry of the tour

```
WITH
tsp_results AS (SELECT seq, geom FROM pgr_TSPeclidean($$SELECT * FROM wi29$$) JOIN wi29 ON (node = id))
SELECT ST_MakeLine(ARRAY(SELECT geom FROM tsp_results ORDER BY seq));

010200000001E000000F085C9545558D4400000000000B3D040000000000069D440107A36ABAAAD040000000000018D540000000000001DD040107A36AB2A10D
(1 row)
```

Visually, The first image is the **optimal solution** and the second image is the solution obtained with `pgr_TSPeclidean`.



See Also

- [Traveling Sales Person - Family of functions](#)
- [Sample Data](#) network.
- Metric Algorithm from [Boost library](#)
- [University of Waterloo TSP](#)
- [Wikipedia: Traveling Salesman Problem](#)

Indices and tables

- [Index](#)
- [Search Page](#)

**Table of Contents**

- **General Information**
  - **Problem Definition**
  - **Origin**
  - **General Characteristics**
  - **See Also**

General Information

Problem Definition

The travelling salesperson problem (TSP) asks the following question:

*Given a list of cities and the distances between each pair of cities, which is the shortest possible route that visits each city exactly once and returns to the origin city?*

Origin

The traveling sales person problem was studied in the 18th century by mathematicians

**Sir William Rowam Hamilton** and **Thomas Penyngton Kirkman**.

A discussion about the work of Hamilton & Kirkman can be found in the book **Graph Theory (Biggs et al. 1976)**.

- ISBN-13: 978-0198539162
- ISBN-10: 0198539169

It is believed that the general form of the TSP have been first studied by Kalr Menger in Vienna and Harvard. The problem was

later promoted by Hassler, Whitney & Merrill at Princeton. A detailed description about the connection between Menger & Whitney, and the development of the TSP can be found in [On the history of combinatorial optimization \(till 1960\)](#)

To calculate the number of different tours through  $(n)$  cities:

- Given a starting city,
- There are  $(n-1)$  choices for the second city,
- And  $(n-2)$  choices for the third city, etc.
- Multiplying these together we get  $((n-1)! = (n-1) (n-2) \dots 1)$ .
- Now since the travel costs do not depend on the direction taken around the tour:
  - this number by 2
  - $((n-1)!/2)$ .

#### General Characteristics

- This problem is an NP-hard optimization problem.
- Metric Algorithm is used
- Implementation generates solutions that *are twice as long as the optimal tour in the worst case* when:
  - Graph is undirected
  - Graph is fully connected
  - Graph where traveling costs on edges obey the triangle inequality.
- On an undirected graph:
  - The traveling costs are symmetric:
  - Traveling costs from  $u$  to  $v$  are just as much as traveling from  $v$  to  $u$

#### See Also

#### References

- Metric Algorithm from [Boost library](#)
- [University of Waterloo TSP](#)
- [Wikipedia: Traveling Salesman Problem](#)

#### Indices and tables

- [Index](#)
- [Search Page](#)

- Supported versions:** [Latest \(3.3\)](#) [3.2](#) [3.1](#) [3.0](#)

#### Spanning Tree - Category

- [Kruskal - Family of functions](#)
- [Prim - Family of functions](#)

A spanning tree of an undirected graph is a tree that includes all the vertices of  $G$  with the minimum possible number of edges.

For a disconnected graph, there is no single tree, but a spanning forest, consisting of a spanning tree of each connected component.

#### See Also

- [Boost: Prim's algorithm documentation](#)
- [Wikipedia: Prim's algorithm](#)

#### Indices and tables

- [Index](#)
- [Search Page](#)

- Supported versions:** [Latest \(3.3\)](#) [3.2](#) [3.1](#) [3.0](#)
- Unsupported versions:** [2.5](#) [2.4](#) [2.6](#)

#### K shortest paths - Category

- [pgr\\_KSP](#) - Yen's algorithm based on `pgr_dijkstra`

#### Proposed



### Warning

Proposed functions for next mayor release.

- They are not officially in the current release.
- They will likely officially be part of the next mayor release:
  - The functions make use of ANY-INTEGER and ANY-NUMERICAL
  - Name might not change. (But still can)
  - Signature might not change. (But still can)
  - Functionality might not change. (But still can)
  - pgTap tests have being done. But might need more.
  - Documentation might need refinement.

- **pgr\_withPointsKSP - Proposed** - Yen's algorithm based on pgr\_withPoints

### Indices and tables

- **Index**
- **Search Page**

- **Supported versions: Latest (3.3) 3.2 3.1 3.0**
- **Unsupported versions: 2.6 2.5 2.4 2.3 2.2 2.1 2.0**

### pgr\_trsp - Turn Restriction Shortest Path (TRSP)

`pgr_trsp` — Returns the shortest path with support for turn restrictions.

### Availability

- Version 2.1.0
  - New *Via* **prototypes**
    - `pgr_trspViaVertices`
    - `pgr_trspViaEdges`
- Version 2.0.0
  - **Official** function

### Description

The turn restricted shortest path (TRSP) is a shortest path algorithm that can optionally take into account complicated turn restrictions like those found in real world navigable road networks. Performamnce wise it is nearly as fast as the A\* search but has many additional features like it works with edges rather than the nodes of the network. Returns a set of (seq, id1, id2, cost) or (seq, id1, id2, id3, cost) rows, that make up a path.

```
pgr_trsp(sql text, source integer, target integer,
 directed boolean, has_rcost boolean [, restrict_sql text]);
RETURNS SETOF (seq, id1, id2, cost)
```

```
pgr_trsp(sql text, source_edge integer, source_pos float8,
 target_edge integer, target_pos float8,
 directed boolean, has_rcost boolean [, restrict_sql text]);
RETURNS SETOF (seq, id1, id2, cost)
```

```
pgr_trspViaVertices(sql text, vids integer[],
 directed boolean, has_rcost boolean
 [, turn_restrict_sql text]);
RETURNS SETOF (seq, id1, id2, id3, cost)
```

```
pgr_trspViaEdges(sql text, eids integer[], pcts float8[],
 directed boolean, has_rcost boolean
 [, turn_restrict_sql text]);
RETURNS SETOF (seq, id1, id2, id3, cost)
```

### The main characteristics are:

The Turn Restricted Shortest Path algorithm (TRSP) is similar to the shooting star in that you can specify turn restrictions.

The TRSP setup is mostly the same as **Dijkstra shortest path** with the addition of an optional turn restriction table. This provides an easy way of adding turn restrictions to a road network by placing them in a separate table.

**sql:**

a SQL query, which should return a set of rows with the following columns:

```
SELECT id, source, target, cost, [,reverse_cost] FROM edge_table
```

**id:**

`int4` identifier of the edge

**source:**

`int4` identifier of the source vertex

**target:**

`int4` identifier of the target vertex

**cost:**

`float8` value, of the edge traversal cost. A negative cost will prevent the edge from being inserted in the graph.

**reverse\_cost:**

(optional) the cost for the reverse traversal of the edge. This is only used when `thedirected` and `has_rcost` parameters are `true` (see the above remark about negative costs).

**source:**

`int4` **NODE id** of the start point

**target:**

`int4` **NODE id** of the end point

**directed:**

`true` if the graph is directed

**has\_rcost:**

if `true`, the `reverse_cost` column of the SQL generated set of rows will be used for the cost of the traversal of the edge in the opposite direction.

**restrict\_sql:**

(optional) a SQL query, which should return a set of rows with the following columns:

```
SELECT to_cost, target_id, via_path FROM restrictions
```

**to\_cost:**

`float8` turn restriction cost

**target\_id:**

`int4` target id

**via\_path:**

`text` comma separated list of edges in the reverse order of `rule`

Another variant of TRSP allows to specify **EDGE id** of source and target together with a fraction to interpolate the position:

**source\_edge:**

`int4` **EDGE id** of the start edge

**source\_pos:**

`float8` fraction of 1 defines the position on the start edge

**target\_edge:**

`int4` **EDGE id** of the end edge

**target\_pos:**

`float8` fraction of 1 defines the position on the end edge

Returns set of:

**seq:**

row sequence

**id1:**

node ID

**id2:**

edge ID (`-1` for the last row)

**cost:**

cost to traverse from `id1` using `id2`

**Support for Vias**



**Warning**

The Support for Vias functions are prototypes. Not all corner cases are being considered.

We also have support for vias where you can say generate a from A to B to C, etc. We support both methods above only you pass an array of vertices or and array of edges and percentage position along the edge in two arrays.

**sql:**

a SQL query, which should return a set of rows with the following columns:

```
SELECT id, source, target, cost, [,reverse_cost] FROM edge_table
```

**id:**

`int4` identifier of the edge

**source:**

`int4` identifier of the source vertex

**target:**

`int4` identifier of the target vertex

**cost:**

`float8` value, of the edge traversal cost. A negative cost will prevent the edge from being inserted in the graph.

**reverse\_cost:**

(optional) the cost for the reverse traversal of the edge. This is only used when the `directed` and `has_rcost` parameters are `true` (see the above remark about negative costs).

**vids:**

`int4[]` An ordered array of **NODE id** the path will go through from start to end.

**directed:**

`true` if the graph is directed

**has\_rcost:**

if `true`, the `reverse_cost` column of the SQL generated set of rows will be used for the cost of the traversal of the edge in the opposite direction.

**restrict\_sql:**

(optional) a SQL query, which should return a set of rows with the following columns:

```
SELECT to_cost, target_id, via_path FROM restrictions
```

**to\_cost:**

`float8` turn restriction cost

**target\_id:**

`int4` target id

**via\_path:**

`text` comma separated list of edges in the reverse order of `rule`

Another variant of TRSP allows to specify **EDGE id** together with a fraction to interpolate the position:

**eids:**

`int4` An ordered array of **EDGE id** that the path has to traverse

**pcts:**

`float8` An array of fractional positions along the respective edges in `eids`, where 0.0 is the start of the edge and 1.0 is the end of the edge.

Returns set of:

**seq:**

row sequence

**id1:**

route ID

**id2:**

node ID

**id3:**

edge ID (-1 for the last row)

**cost:**

cost to traverse from `id2` using `id3`

**Additional Examples****Example:**

Without turn restrictions

```

SELECT * FROM pgr_trsp(
 'SELECT id::INTEGER, source::INTEGER, target::INTEGER, cost FROM edge_table',
 7, 12, false, false
);
seq | id1 | id2 | cost
-----+-----+-----+-----
0 | 7 | 6 | 1
1 | 8 | 7 | 1
2 | 5 | 8 | 1
3 | 6 | 9 | 1
4 | 9 | 15 | 1
5 | 12 | -1 | 0
(6 rows)

```

### Example:

With turn restrictions

Then a query with turn restrictions is created as:

```

SELECT * FROM pgr_trsp(
 'SELECT id::INTEGER, source::INTEGER, target::INTEGER, cost FROM edge_table',
 2, 7, false, false,
 'SELECT to_cost, target_id::int4,
 from_edge || coalesce(" " || via_path, "") AS via_path
 FROM restrictions'
);
seq | id1 | id2 | cost
-----+-----+-----+-----
0 | 2 | 4 | 1
1 | 5 | 10 | 1
2 | 10 | 12 | 1
3 | 11 | 11 | 1
4 | 6 | 8 | 1
5 | 5 | 7 | 1
6 | 8 | 6 | 1
7 | 7 | -1 | 0
(8 rows)

SELECT * FROM pgr_trsp(
 'SELECT id::INTEGER, source::INTEGER, target::INTEGER, cost FROM edge_table',
 7, 11, false, false,
 'SELECT to_cost, target_id::int4,
 from_edge || coalesce(" " || via_path, "") AS via_path
 FROM restrictions'
);
seq | id1 | id2 | cost
-----+-----+-----+-----
0 | 7 | 6 | 1
1 | 8 | 7 | 1
2 | 5 | 8 | 1
3 | 6 | 9 | 1
4 | 9 | 15 | 1
5 | 12 | 13 | 1
6 | 11 | -1 | 0
(7 rows)

```

An example query using vertex ids and via points:

```

SELECT * FROM pgr_trspViaVertices(
 'SELECT id::INTEGER, source::INTEGER, target::INTEGER, cost FROM edge_table',
 ARRAY[2,7,11]::INTEGER[],
 false, false,
 'SELECT to_cost, target_id::int4, from_edge ||
 coalesce(" " || via_path, "") AS via_path FROM restrictions');
seq | id1 | id2 | id3 | cost
-----+-----+-----+-----+-----
1 | 1 | 1 | 2 | 4 | 1
2 | 1 | 5 | 10 | 1
3 | 1 | 10 | 12 | 1
4 | 1 | 11 | 11 | 1
5 | 1 | 6 | 8 | 1
6 | 1 | 5 | 7 | 1
7 | 1 | 8 | 6 | 1
8 | 2 | 7 | 6 | 1
9 | 2 | 8 | 7 | 1
10 | 2 | 5 | 8 | 1
11 | 2 | 6 | 9 | 1
12 | 2 | 9 | 15 | 1
13 | 2 | 12 | 13 | 1
14 | 2 | 11 | -1 | 0
(14 rows)

```

An example query using edge ids and vias:

```

SELECT * FROM pgr_trspViaEdges(
'SELECT id::INTEGER, source::INTEGER, target::INTEGER, cost,
reverse_cost FROM edge_table',
ARRAY[2,7,11)::INTEGER[],
ARRAY[0.5, 0.5, 0.5)::FLOAT[],
true,
true,
'SELECT to_cost, target_id::int4, FROM_edge ||
coalesce("",||via_path,"") AS via_path FROM restrictions');
seq | id1 | id2 | id3 | cost
-----+-----+-----+-----+-----
1 | 1 | -1 | 2 | 0.5
2 | 1 | 2 | 4 | 1
3 | 1 | 5 | 8 | 1
4 | 1 | 6 | 9 | 1
5 | 1 | 9 | 16 | 1
6 | 1 | 4 | 3 | 1
7 | 1 | 3 | 5 | 1
8 | 1 | 6 | 8 | 1
9 | 1 | 5 | 7 | 1
10 | 2 | 5 | 8 | 1
11 | 2 | 6 | 9 | 1
12 | 2 | 9 | 16 | 1
13 | 2 | 4 | 3 | 1
14 | 2 | 3 | 5 | 1
15 | 2 | 6 | 11 | 0.5
(15 rows)

```

The queries use the **Sample Data** network.

#### Known Issues

#### Introduction

pgr\_trsp code has issues that are not being fixed yet, but as time passes and new functionality is added to pgRouting with wrappers to **hide** the issues, not to fix them.

For clarity on the queries:

- \_pgr\_trsp (internal\_function) is the original code
- pgr\_trsp (lower case) represents the wrapper calling the original code
- pgr\_TRSP (upper case) represents the wrapper calling the replacement function, depending on the function, it can be:
  - pgr\_dijkstra
  - pgr\_dijkstraVia
  - pgr\_withPoints
  - \_pgr\_withPointsVia (internal function)

#### The restrictions

The restriction used in the examples does not have to do anything with the graph:

- No vertex has id: 25, 32 or 33
- No edge has id: 25, 32 or 33

A restriction is assigned as:

```

SELECT 100::float AS to_cost, 25::INTEGER AS target_id, '32, 33'::TEXT AS via_path;
to_cost | target_id | via_path
-----+-----+-----
100 | 25 | 32, 33
(1 row)

```

The back end code has that same restriction as follows

```

SELECT 1 AS id, 100::float AS cost, 25::INTEGER AS target_id, ARRAY[33, 32, 25] AS path;
id | cost | target_id | path
-----+-----+-----+-----
1 | 100 | 25 | {33,32,25}
(1 row)

```

therefore the shortest path expected are as if there was no restriction involved

#### The “Vertices” signature version

```

pgr_trsp(sql text, source integer, target integer,
directed boolean, has_rcost boolean [,restrict_sql text]);

```



#### Different ways to represent 'no path found'

- Sometimes represents with EMPTY SET a no path found
- Sometimes represents with Error a no path found

#### Returning EMPTY SET to represent no path found

```
SELECT * FROM pgr_trsp(
 $$SELECT id::INTEGER, source::INTEGER, target::INTEGER, cost, reverse_cost FROM edge_table$$,
 1, 15, true, true
);
seq | id1 | id2 | cost
-----+-----+-----+-----
(0 rows)
```

pgr\_trsp calls **pgr\_dijkstra** when there are no restrictions which returns *EMPTY SET* when a path is not found

```
SELECT * FROM pgr_dijkstra(
 $$SELECT id::INTEGER, source::INTEGER, target::INTEGER, cost, reverse_cost FROM edge_table$$,
 1, 15
);
seq | path_seq | node | edge | cost | agg_cost
-----+-----+-----+-----+-----+-----
(0 rows)
```

#### Throwing EXCEPTION to represent no path found

```
SELECT * FROM pgr_trsp(
 $$SELECT id::INTEGER, source::INTEGER, target::INTEGER, cost, reverse_cost FROM edge_table$$,
 1, 15, true, true,
 $$SELECT 100::float AS to_cost, 25::INTEGER AS target_id, '32, 33'::TEXT AS via_path$$
);
ERROR: Error computing path: Path Not Found
CONTEXT: PL/pgSQL function pgr_trsp(text,integer,integer,boolean,boolean,text) line 53 at RAISE
```

pgr\_trsp use the original code when there are restrictions, even if they have nothing to do with the graph, which will throw an EXCEPTION to represent no path found.

#### Routing from/to same location

When routing from location\{(1)\} to the same location\{(1)\}, no path is needed to reach the destination, its already there. Therefore is expected to return an *EMPTY SET* or an *EXCEPTION* depending on the parameters

- Sometimes represents with EMPTY SET no path found (expected)
- Sometimes represents with EXCEPTION no path found (expected)
- Sometimes finds a path (not expected)

#### Returning expected EMPTY SET to represent no path found

```
SELECT * FROM pgr_trsp(
 $$SELECT id::INTEGER, source::INTEGER, target::INTEGER, cost, reverse_cost FROM edge_table$$,
 1, 1, true, true
);
seq | id1 | id2 | cost
-----+-----+-----+-----
(0 rows)
```

pgr\_trsp calls **pgr\_dijkstra** when there are no restrictions which returns the expected to return *EMPTY SET* to represent no path found.

#### Returning expected EXCEPTION to represent no path found

```
SELECT * FROM pgr_trsp(
 $$SELECT id::INTEGER, source::INTEGER, target::INTEGER, cost, reverse_cost FROM edge_table$$,
 14, 14, true, true,
 $$SELECT 100::float AS to_cost, 25::INTEGER AS target_id, '32, 33'::TEXT AS via_path$$
);
ERROR: Error computing path: Path Not Found
CONTEXT: PL/pgSQL function pgr_trsp(text,integer,integer,boolean,boolean,text) line 53 at RAISE
```

In this case pgr\_trsp calls the original code when there are restrictions, even if they have nothing to do with the graph, in this case that code throws the expected EXCEPTION

## Returning unexpected path

```
SELECT * FROM pgr_trsp(
 $$SELECT id::INTEGER, source::INTEGER, target::INTEGER, cost, reverse_cost FROM edge_table$$,
 1, 1, true, true,
 $$SELECT 100::float AS to_cost, 25::INTEGER AS target_id, '32, 33'::TEXT AS via_path$$
);
seq | id1 | id2 | cost
-----+-----+-----+-----
0 | 1 | 1 | 1
1 | 2 | 4 | 1
2 | 5 | 8 | 1
3 | 6 | 9 | 1
4 | 9 | 16 | 1
5 | 4 | 3 | 1
6 | 3 | 2 | 1
7 | 2 | 1 | 1
8 | 1 | -1 | 0
(9 rows)
```

In this case `pgr_trsp` calls the original code when there are restrictions, even if they have nothing to do with the graph, in this case that code finds an unexpected path.

### User contradictions

`pgr_trsp` unlike other pgRouting functions does not autodetect the existence of `reverse_cost` column. Therefore it has `has_rcost` parameter to check the existence of `reverse_cost` column. Contradictions happen:

- When the `reverse_cost` is missing, and the flag `has_rcost` is set to true
- When the `reverse_cost` exists, and the flag `has_rcost` is set to false

### When the `reverse_cost` is missing, and the flag `has_rcost` is set to true.

```
SELECT * FROM pgr_trsp(
 $$SELECT id::INTEGER, source::INTEGER, target::INTEGER, cost FROM edge_table$$,
 2, 3, false, true,
 $$SELECT 100::float AS to_cost, 25::INTEGER AS target_id, '32, 33'::TEXT AS via_path$$
);
ERROR: Error, reverse_cost is used, but query didn't return 'reverse_cost' column
CONTEXT: PL/pgSQL function pgr_trsp(text,integer,integer,boolean,boolean,text) line 24 at RAISE
```

An EXCEPTION is thrown.

### When the `reverse_cost` exists, and the flag `has_rcost` is set to false

```
SELECT * FROM pgr_trsp(
 $$SELECT id::INTEGER, source::INTEGER, target::INTEGER, cost, reverse_cost FROM edge_table$$,
 2, 3, false, false,
 $$SELECT 100::float AS to_cost, 25::INTEGER AS target_id, '32, 33'::TEXT AS via_path$$
);
seq | id1 | id2 | cost
-----+-----+-----+-----
0 | 2 | 4 | 1
1 | 5 | 8 | 1
2 | 6 | 5 | 1
3 | 3 | -1 | 0
(4 rows)
```

The `reverse_cost` column will be effectively removed and will cost execution time

### The “Edges” signature version

```
pgr_trsp(sql text, source_edge integer, source_pos float8,
 target_edge integer, target_pos float8,
 directed boolean, has_rcost boolean [,restrict_sql text]);
```

### Different ways to represent ‘no path found’

- Sometimes represents with EMPTY SET a no path found
- Sometimes represents with EXCEPTION a no path found

## Returning EMPTY SET to represent no path found

```

SELECT * FROM pgr_trsp(
 $$SELECT id::INTEGER, source::INTEGER, target::INTEGER, cost, reverse_cost FROM edge_table$$,
 1, 0.5, 17, 0.5, true, true
);
seq | id1 | id2 | cost
-----+-----+-----+-----
(0 rows)

```

pgr\_trsp calls **pgr\_withPoints - Proposed** when there are no restrictions which returns *EMPTY SET* when a path is not found

### Throwing EXCEPTION to represent no path found

```

SELECT * FROM _pgr_trsp(
 $$SELECT id::INTEGER, source::INTEGER, target::INTEGER, cost, reverse_cost FROM edge_table$$,
 1, 0.5, 17, 0.5, true, true,
 $$SELECT 100::float AS to_cost, 25::INTEGER AS target_id, '32, 33'::TEXT AS via_path$$
);
ERROR: Error computing path: Path Not Found

```

pgr\_trsp use the original code when there are restrictions, even if they have nothing to do with the graph, which will throw an EXCEPTION to represent no path found.

### Paths with equal number of vertices and edges

A path is made of  $N$  vertices and  $N - 1$  edges.

- Sometimes returns  $N$  vertices and  $N - 1$  edges.
- Sometimes returns  $N - 1$  vertices and  $N - 1$  edges.

### Returning $N$ vertices and $N - 1$ edges.

```

SELECT * FROM pgr_TRSP(
 $$SELECT id::INTEGER, source::INTEGER, target::INTEGER, cost, reverse_cost FROM edge_table$$,
 1, 0.5, 1, 0.8, true, true
);
seq | id1 | id2 | cost
-----+-----+-----+-----
0 | -1 | 1 | 0.3
1 | -2 | -1 | 0
(2 rows)

```

pgr\_trsp calls **pgr\_withPoints - Proposed** when there are no restrictions which returns the correct number of rows that will include all the vertices. The last row will have a **-1** on the edge column to indicate the edge number is invalid for that row.

### Returning $N - 1$ vertices and $N - 1$ edges.

```

SELECT * FROM pgr_TRSP(
 $$SELECT id::INTEGER, source::INTEGER, target::INTEGER, cost, reverse_cost FROM edge_table$$,
 1, 0.5, 1, 0.8, true, true,
 $$SELECT 100::float AS to_cost, 25::INTEGER AS target_id, '32, 33'::TEXT AS via_path$$
);
seq | id1 | id2 | cost
-----+-----+-----+-----
0 | -1 | 1 | 0.3
(1 row)

```

pgr\_trsp use the original code when there are restrictions, even if they have nothing to do with the graph, and will not return the last vertex of the path.

### Routing from/to same location

When routing from the same edge and position to the same edge and position, no path is needed to reach the destination, its already there. Therefore is expected to return an *EMPTY SET* or an *EXCEPTION* depending on the parameters, non of which is happening.

### A path with 2 vertices and edge cost 0

```
SELECT * FROM pgr_TRSP(
 $$SELECT id::INTEGER, source::INTEGER, target::INTEGER, cost, reverse_cost FROM edge_table$$,
 1, 0.5, 1, 0.5, true, true
);
seq | id1 | id2 | cost
-----+-----+-----+-----
0 | -1 | 1 | 0
1 | -2 | -1 | 0
(2 rows)
```

pgr\_trsp calls **pgr\_withPoints - Proposed** setting the first \((edge, position)\) with a different point id from the second \((edge, position)\) making them different points. But the cost using the edge, is \((0)\).

### A path with 1 vertices and edge cost 0

```
SELECT * FROM pgr_TRSP(
 $$SELECT id::INTEGER, source::INTEGER, target::INTEGER, cost, reverse_cost FROM edge_table$$,
 1, 0.5, 1, 0.5, true, true,
 $$SELECT 100::float AS to_cost, 25::INTEGER AS target_id, '32, 33'::TEXT AS via_path$$
);
seq | id1 | id2 | cost
-----+-----+-----+-----
0 | -1 | 1 | 0
(1 row)
```

pgr\_trsp use the original code when there are restrictions, even if they have nothing to do with the graph, and will not have the row for the vertex \((-2)\).

#### User contradictions

pgr\_trsp unlike other pgRouting functions does not autodetect the existence of `reverse_cost` column. Therefore it has `has_rcost` parameter to check the existence of `reverse_cost` column. Contradictions happen:

- When the `reverse_cost` is missing, and the flag `has_rcost` is set to true
- When the `reverse_cost` exists, and the flag `has_rcost` is set to false

### When the reverse\_cost is missing, and the flag has\_rcost is set to true.

```
SELECT * FROM pgr_trsp(
 $$SELECT id::INTEGER, source::INTEGER, target::INTEGER, cost FROM edge_table$$,
 1, 0.5, 1, 0.8, false, true,
 $$SELECT 100::float AS to_cost, 25::INTEGER AS target_id, '32, 33'::TEXT AS via_path$$
);
ERROR: Error, reverse_cost is used, but query didn't return 'reverse_cost' column
CONTEXT: PL/pgSQL function pgr_trsp(text,integer,double precision,integer,double precision,boolean,boolean,text) line 36 at RAISE
```

An EXCEPTION is thrown.

### When the reverse\_cost exists, and the flag has\_rcost is set to false

```
SELECT * FROM pgr_trsp(
 $$SELECT id::INTEGER, source::INTEGER, target::INTEGER, cost, reverse_cost FROM edge_table$$,
 1, 0.5, 1, 0.8, false, false,
 $$SELECT 100::float AS to_cost, 25::INTEGER AS target_id, '32, 33'::TEXT AS via_path$$
);
seq | id1 | id2 | cost
-----+-----+-----+-----
0 | -1 | 1 | 0.3
(1 row)
```

The `reverse_cost` column will be effectively removed and will cost execution time

#### Using a points of interest table

Given a set of points of interest:

```
SELECT * FROM pointsOfInterest;
pid | x | y | edge_id | side | fraction | the_geom | newpoint
-----+-----+-----+-----+-----+-----+-----+-----
1 | 1.8 | 0.4 | 1 | l | 0.4 | 0101000000CDCCCCCCCCCFC3F9A999999999D93F | 0101000000000000000000000000409A999999999D93F
2 | 4.2 | 2.4 | 15 | r | 0.4 | 0101000000CDCCCCCCCCC1040333333333330340 | 0101000000000000000000000104033333333330340
3 | 2.6 | 3.2 | 12 | l | 0.6 | 0101000000CDCCCCCCCCC04409A99999999990940 | 0101000000CDCCCCCCCCC04400000000000000840
4 | 0.3 | 1.8 | 6 | r | 0.3 | 0101000000333333333333333D33FCDCCCCCCCCCFC3F | 0101000000333333333333333D33F00000000000000040
5 | 2.9 | 1.8 | 5 | l | 0.8 | 010100000033333333333330740CDCCCCCCCCCFC3F | 010100000000000000000000840CDCCCCCCCCCFC3F
6 | 2.2 | 1.7 | 4 | b | 0.7 | 01010000009A9999999999014033333333333FB3F | 01010000000000000000000004033333333333FB3F
(6 rows)
```

## Using pgr\_trsp

```
SELECT * FROM pgr_TRSP(
 $$SELECT id::INTEGER, source::INTEGER, target::INTEGER, cost, reverse_cost FROM edge_table$$,
 (SELECT edge_id::INTEGER FROM pointsOfInterest WHERE pid = 1),
 (SELECT fraction FROM pointsOfInterest WHERE pid = 1),
 (SELECT edge_id::INTEGER FROM pointsOfInterest WHERE pid = 6),
 (SELECT fraction FROM pointsOfInterest WHERE pid = 6),
 true, true,
 $$SELECT 100::float AS to_cost, 25::INTEGER AS target_id, '32, 33'::TEXT AS via_path$$
);
seq | id1 | id2 | cost
-----+-----+-----+-----
0 | -1 | 1 | 0.6
1 | 2 | 4 | 0.7
(2 rows)
```

On *pgr\_trsp*, to be able to use the table information:

- Each parameter has to be extracted explicitly from the table
- Regardless of the point pid original value
  - will always be -1 for the first point
  - will always be -2 for the second point
    - the row reaching point -2 will not be shown

## Using pgr\_withPoints - Proposed

```
SELECT * FROM pgr_withPoints(
 $$SELECT id::INTEGER, source::INTEGER, target::INTEGER, cost, reverse_cost FROM edge_table$$,
 $$SELECT pid, edge_id, fraction FROM pointsOfInterest$$,
 -1, -6
);
seq | path_seq | node | edge | cost | agg_cost
-----+-----+-----+-----+-----+-----
1 | 1 | -1 | 1 | 0.6 | 0
2 | 2 | 2 | 4 | 0.7 | 0.6
3 | 3 | -6 | -1 | 0 | 1.3
(3 rows)
```

Suggestion: use **pgr\_withPoints - Proposed** when there are no turn restrictions:

- Results are more complete
- Column names are meaningful

### Routing from a vertex to a point

Solving a shortest path from vertex\6\ to pid 1 using a points of interest table

## Using pgr\_trsp

```
SELECT * FROM pgr_trsp(
 $$SELECT id::INTEGER, source::INTEGER, target::INTEGER, cost, reverse_cost FROM edge_table$$,
 8, 1,
 (SELECT edge_id::INTEGER FROM pointsOfInterest WHERE pid = 1),
 (SELECT fraction FROM pointsOfInterest WHERE pid = 1),
 true, true,
 $$SELECT 100::float AS to_cost, 25::INTEGER AS target_id, '32, 33'::TEXT AS via_path$$
);
seq | id1 | id2 | cost
-----+-----+-----+-----
0 | 6 | 8 | 1
1 | 5 | 4 | 1
2 | 2 | 1 | 0.6
(3 rows)
```

- Vertex 6 is on edge 8 at 1 fraction

```
SELECT * FROM pgr_trsp(
 $$SELECT id::INTEGER, source::INTEGER, target::INTEGER, cost, reverse_cost FROM edge_table$$,
 11, 0,
 (SELECT edge_id::INTEGER FROM pointsOfInterest WHERE pid = 1),
 (SELECT fraction FROM pointsOfInterest WHERE pid = 1),
 true, true,
 $$SELECT 100::float AS to_cost, 25::INTEGER AS target_id, '32, 33'::TEXT AS via_path$$
);
```

| seq | id1 | id2 | cost |
|-----|-----|-----|------|
| 0   | 6   | 8   | 1    |
| 1   | 5   | 4   | 1    |
| 2   | 2   | 1   | 0.6  |

(3 rows)

- Vertex 6 is also edge 11 at 0 fraction

### Using **pgr\_withPoints** - Proposed

```
SELECT * FROM pgr_withPoints(
 $$SELECT id::INTEGER, source::INTEGER, target::INTEGER, cost, reverse_cost FROM edge_table$$,
 $$SELECT pid, edge_id, fraction FROM pointsOfInterest$$,
 6, -1
);
```

| seq | path_seq | node | edge | cost | agg_cost |
|-----|----------|------|------|------|----------|
| 1   | 1        | 6    | 8    | 1    | 0        |
| 2   | 2        | 5    | 4    | 1    | 1        |
| 3   | 3        | 2    | 1    | 0.6  | 2        |
| 4   | 4        | -1   | -1   | 0    | 2.6      |

(4 rows)

Suggestion: use **pgr\_withPoints** - Proposed when there are no turn restrictions:

- No need to choose where the vertex is located.
- Results are more complete
- Column names are meaningful

#### prototypes

`pgr_trspViaVertices` and `pgr_trspViaEdges` were added to pgRouting as prototypes

These functions use the `pgr_trsp` functions inheriting all the problems mentioned above. When there are no restrictions and have a routing "via" problem with vertices:

- pgr\_dijkstraVia** - Proposed

#### See Also

#### Indices and tables

- Index**
- Search Page**

- Supported versions: Latest (3.3) 3.2 3.1 3.0**
- Unsupported versions: 2.5 2.4 2.6**

#### Cost - Category

- pgr\_aStarCost**
- pgr\_dijkstraCost**

#### Proposed



#### Warning

Proposed functions for next mayor release.

- They are not officially in the current release.
- They will likely officially be part of the next mayor release:
  - The functions make use of ANY-INTEGER and ANY-NUMERICAL
  - Name might not change. (But still can)

- Signature might not change. (But still can)
- Functionality might not change. (But still can)
- pgTap tests have being done. But might need more.
- Documentation might need refinement.

## • **pgr\_withPointsCost - Proposed**

### General Information

#### Characteristics

The main Characteristics are:

- Each function works as part of the family it belongs to.
- It does not return a path.
- Returns the sum of the costs of the resulting path(s) for pair combination of nodes in the graph.
- Process is done only on edges with positive costs.
- Values are returned when there is a path.
  - The returned values are in the form of a set of(*start\_vid*, *end\_vid*, *agg\_cost*).
  - When the starting vertex and ending vertex are the same, there is no path.
    - The *agg\_cost* in the non included values(*v*, *v*) is 0.
  - When the starting vertex and ending vertex are the different and there is no path.
    - The *agg\_cost* in the non included values(*u*, *v*) is  $\infty$ .
- Let be the case the values returned are stored in a table, so the unique index would be the pair(*start\_vid*, *end\_vid*).
- Depending on the function and its parameters, the results can be symmetric.
  - The *agg\_cost* of (*u*, *v*) is the same as for(*v*, *u*).
- Any duplicated value in the *start\_vids* or in *end\_vids* are ignored.
- The returned values are ordered:
  - *start\_vid* ascending
  - *end\_vid* ascending

See Also

### Indices and tables

- **Index**
- **Search Page**

- **Supported versions: Latest (3.3) 3.2 3.1 3.0**
- **Unsupported versions: 2.6 2.5 2.4**

### Cost Matrix - Category

- **pgr\_aStarCostMatrix**
- **pgr\_dijkstraCostMatrix**

### proposed



#### Warning

Proposed functions for next mayor release.

- They are not officially in the current release.
- They will likely officially be part of the next mayor release:
  - The functions make use of ANY-INTEGER and ANY-NUMERICAL
  - Name might not change. (But still can)
  - Signature might not change. (But still can)
  - Functionality might not change. (But still can)
  - pgTap tests have being done. But might need more.
  - Documentation might need refinement.

## • **pgr\_withPointsCostMatrix - proposed**

- **Supported versions: Latest (3.3) 3.2 3.1 3.0**
- **Unsupported versions: 2.6 2.5 2.4 2.3**

pgr\_withPointsCostMatrix - proposed

`pgr_withPointsCostMatrix` - Calculates the shortest path and returns only the aggregate cost of the shortest path(s) found, for the combination of points given.



### Warning

Proposed functions for next mayor release.

- They are not officially in the current release.
- They will likely officially be part of the next mayor release:
  - The functions make use of ANY-INTEGER and ANY-NUMERICAL
  - Name might not change. (But still can)
  - Signature might not change. (But still can)
  - Functionality might not change. (But still can)
  - pgTap tests have being done. But might need more.
  - Documentation might need refinement.



Boost Graph Inside

### Availability

- Version 2.2.0
  - New **proposed** function

### Description

- **TBD**

### Signatures

### Summary

```
pgr_withPointsCostMatrix(edges_sql, points_sql, start_vids [, directed] [, driving_side])
RETURNS SET OF (start_vid, end_vid, agg_cost)
```



### Note

There is no **details** flag, unlike the other members of the withPoints family of functions.

### Using default

The minimal signature:

- Is for a **directed** graph.
- The driving side is set as **b** both. So arriving/departing to/from the point(s) can be in any direction.

```
pgr_withPointsCostMatrix(edges_sql, points_sql, start_vid)
RETURNS SET OF (start_vid, end_vid, agg_cost)
```

### Example:

Cost matrix for points  $\{\{1, 6\}\}$  and vertices  $\{\{3, 6\}\}$  on a **directed** graph



```
SELECT * FROM pgr_withPointsCostMatrix(
'SELECT id, source, target, cost, reverse_cost FROM edge_table ORDER BY id',
'SELECT pid, edge_id, fraction from pointsOfInterest',
array[-1, 3, 6, -6]);
start_vid | end_vid | agg_cost
-----+-----+-----
-6 | -1 | 1.3
-6 | 3 | 4.3
-6 | 6 | 1.3
-1 | -6 | 1.3
-1 | 3 | 5.6
-1 | 6 | 2.6
3 | -6 | 1.7
3 | -1 | 1.6
3 | 6 | 1
6 | -6 | 1.3
6 | -1 | 2.6
6 | 3 | 3
(12 rows)
```

#### Complete Signature

```
pgr_withPointsCostMatrix(edges_sql, points_sql, start_vids,
directed:=true, driving_side:=b')
RETURNS SET OF (start_vid, end_vid, agg_cost)
```

#### Example:

Cost matrix for points  $\{\{1, 6\}\}$  and vertices  $\{\{3, 6\}\}$  on an **undirected** graph

- Returning a **symmetrical** cost matrix
- Using the default **side** value on the **points\_sql** query
- Using the default **driving\_side** value

```
SELECT * FROM pgr_withPointsCostMatrix(
'SELECT id, source, target, cost, reverse_cost FROM edge_table ORDER BY id',
'SELECT pid, edge_id, fraction from pointsOfInterest',
array[-1, 3, 6, -6], directed := false);
start_vid | end_vid | agg_cost
-----+-----+-----
-6 | -1 | 1.3
-6 | 3 | 1.7
-6 | 6 | 1.3
-1 | -6 | 1.3
-1 | 3 | 1.6
-1 | 6 | 2.6
3 | -6 | 1.7
3 | -1 | 1.6
3 | 6 | 1
6 | -6 | 1.3
6 | -1 | 2.6
6 | 3 | 1
(12 rows)
```

#### Parameters

| Parameter           | Type               | Description                                                                                                                                                                                                                                              |
|---------------------|--------------------|----------------------------------------------------------------------------------------------------------------------------------------------------------------------------------------------------------------------------------------------------------|
| <b>edges_sql</b>    | TEXT               | Edges SQL query as described above.                                                                                                                                                                                                                      |
| <b>points_sql</b>   | TEXT               | Points SQL query as described above.                                                                                                                                                                                                                     |
| <b>start_vids</b>   | ARRAY[ANY-INTEGER] | Array of identifiers of starting vertices. When negative: is a point's pid.                                                                                                                                                                              |
| <b>directed</b>     | BOOLEAN            | (optional). When <code>false</code> the graph is considered as Undirected. Default is <code>true</code> which considers the graph as Directed.                                                                                                           |
| <b>driving_side</b> | CHAR               | (optional) Value in ['b', 'r', 'l', NULL] indicating if the driving side is: <ul style="list-style-type: none"> <li>In the right or left or</li> <li>If it doesn't matter with 'b' or NULL.</li> <li>If column not present 'b' is considered.</li> </ul> |

Returns SET OF (start\_vid, end\_vid, agg\_cost)

| Column           | Type   | Description                               |
|------------------|--------|-------------------------------------------|
| <b>start_vid</b> | BIGINT | Identifier of the starting vertex.        |
| <b>end_vid</b>   | BIGINT | Identifier of the ending vertex.          |
| <b>agg_cost</b>  | FLOAT  | Aggregate cost from start_vid to end_vid. |

#### Inner query

| Column              | Type          | Default | Description                                                                                                                                                                                                      |
|---------------------|---------------|---------|------------------------------------------------------------------------------------------------------------------------------------------------------------------------------------------------------------------|
| <b>id</b>           | ANY-INTEGER   |         | Identifier of the edge.                                                                                                                                                                                          |
| <b>source</b>       | ANY-INTEGER   |         | Identifier of the first end point vertex of the edge.                                                                                                                                                            |
| <b>target</b>       | ANY-INTEGER   |         | Identifier of the second end point vertex of the edge.                                                                                                                                                           |
| <b>cost</b>         | ANY-NUMERICAL |         | Weight of the edge ( <i>source</i> , <i>target</i> ) <ul style="list-style-type: none"> <li>When negative: edge (<i>source</i>, <i>target</i>) does not exist, therefore it's not part of the graph.</li> </ul>  |
| <b>reverse_cost</b> | ANY-NUMERICAL | -1      | Weight of the edge ( <i>target</i> , <i>source</i> ), <ul style="list-style-type: none"> <li>When negative: edge (<i>target</i>, <i>source</i>) does not exist, therefore it's not part of the graph.</li> </ul> |

Where:

**ANY-INTEGER:**

SMALLINT, INTEGER, BIGINT

**ANY-NUMERICAL:**

SMALLINT, INTEGER, BIGINT, REAL, FLOAT

## Description of the Points SQL query

**points\_sql:**

an SQL query, which should return a set of rows with the following columns:

| Column          | Type          | Description                                                                                                                                                                                                                                                 |
|-----------------|---------------|-------------------------------------------------------------------------------------------------------------------------------------------------------------------------------------------------------------------------------------------------------------|
| <b>pid</b>      | ANY-INTEGER   | (optional) Identifier of the point. <ul style="list-style-type: none"> <li>If column present, it can not be NULL.</li> <li>If column not present, a sequential identifier will be given automatically.</li> </ul>                                           |
| <b>edge_id</b>  | ANY-INTEGER   | Identifier of the "closest" edge to the point.                                                                                                                                                                                                              |
| <b>fraction</b> | ANY-NUMERICAL | Value in <0,1> that indicates the relative position from the first end point of the edge.                                                                                                                                                                   |
| <b>side</b>     | CHAR          | (optional) Value in ['b', 'r', 'l', NULL] indicating if the point is: <ul style="list-style-type: none"> <li>In the right, left of the edge or</li> <li>If it doesn't matter with 'b' or NULL.</li> <li>If column not present 'b' is considered.</li> </ul> |

Where:

**ANY-INTEGER:**

smallint, int, bigint

**ANY-NUMERICAL:**

smallint, int, bigint, real, float

### Additional Examples

**Example:**

**pgr\_TSP** using `pgr_withPointsCostMatrix` for points  $\{\{1, 6\}\}$  and vertices  $\{\{3, 6\}\}$  on an **undirected** graph

```
SELECT * FROM pgr_TSP(
 $$
 SELECT * FROM pgr_withPointsCostMatrix(
 'SELECT id, source, target, cost, reverse_cost FROM edge_table ORDER BY id',
 'SELECT pid, edge_id, fraction from pointsOfInterest',
 array[-1, 3, 6, -6], directed := false);
 $$
);
seq | node | cost | agg_cost
-----+-----+-----+-----
1 | -6 | 0 | 0
2 | -1 | 1.3 | 1.3
3 | 3 | 1.6 | 2.9
4 | 6 | 1 | 3.9
5 | -6 | 1.3 | 5.2
(5 rows)
```

See Also

- pgr\_withPoints - Proposed**
- Cost Matrix - Category**
- pgr\_TSP**

- [sampledata](#) network.

## Indices and tables

- [Index](#)
- [Search Page](#)

### General Information

#### Synopsis

**Traveling Sales Person - Family of functions** needs as input a symmetric cost matrix and no edge( $u, v$ ) must value  $\infty$ .

This collection of functions will return a cost matrix in form of a table.

#### Characteristics

The main Characteristics are:

- Can be used as input to **pgr\_TSP**.
  - **directly:** when the resulting matrix is symmetric and there is no  $\infty$  value.
  - It will be the users responsibility to make the matrix symmetric.
    - By using geometric or harmonic average of the non symmetric values.
    - By using max or min the non symmetric values.
    - By setting the upper triangle to be the mirror image of the lower triangle.
    - By setting the lower triangle to be the mirror image of the upper triangle.
  - It is also the users responsibility to fix an  $\infty$  value.
- Each function works as part of the family it belongs to.
- It does not return a path.
- Returns the sum of the costs of the shortest path for pair combination of nodes in the graph.
- Process is done only on edges with positive costs.
- Values are returned when there is a path.
  - The returned values are in the form of a set of( $start\_vid, end\_vid, agg\_cost$ ).
  - When the starting vertex and ending vertex are the same, there is no path.
    - The  $agg\_cost$  in the non included values( $v, v$ ) is 0.
  - When the starting vertex and ending vertex are the different and there is no path.
    - The  $agg\_cost$  in the non included values( $u, v$ ) is  $\infty$ .
- Let be the case the values returned are stored in a table, so the unique index would be the pair( $start\_vid, end\_vid$ ).
- Depending on the function and its parameters, the results can be symmetric.
  - The  $agg\_cost$  of ( $u, v$ ) is the same as for ( $v, u$ ).
- Any duplicated value in the  $start\_vids$  are ignored.
- The returned values are ordered:
  - $start\_vid$  ascending
  - $end\_vid$  ascending
- Running time: approximately  $O(|start\_vids| * (V \log V + E))$

#### See Also

- [Traveling Sales Person - Family of functions](#)

## Indices and tables

- [Index](#)
- [Search Page](#)

- **Supported versions:** **Latest (3.3)** **3.2** **3.1** **3.0**
- **Unsupported versions:** **2.6** **2.5** **2.4**

### Driving Distance - Category

- **pgr\_drivingDistance** - Driving Distance based on Dijkstra's algorithm
- **pgr\_primDD** - Driving Distance based on Prim's algorithm
- **pgr\_kruskalDD** - Driving Distance based on Kruskal's algorithm
- Post processing
  - **pgr\_alphaShape** - Alpha shape computation

## Proposed



### Warning

Proposed functions for next mayor release.

- They are not officially in the current release.
- They will likely officially be part of the next mayor release:
  - The functions make use of ANY-INTEGER and ANY-NUMERICAL
  - Name might not change. (But still can)
  - Signature might not change. (But still can)
  - Functionality might not change. (But still can)
  - pgTap tests have being done. But might need more.
  - Documentation might need refinement.

- **pgr\_withPointsDD - Proposed** - Driving Distance based on pgr\_withPoints

- **Supported versions: Latest (3.3) 3.2 3.1 3.0**
- **Unsupported versions: 2.6 2.5 2.4 2.3 2.2 2.1 2.0**

**pgr\_alphaShape**

`pgr_alphaShape` — Polygon part of an alpha shape.

### Availability

- Version 3.0.0
  - Breaking change on signature
  - Old signature no longer supported
  - **Boost 1.54 & Boost 1.55** are supported
  - **Boost 1.56+** is preferable
    - Boost Geometry is stable on Boost 1.56
- Version 2.1.0
  - Added alpha argument with default 0 (use optimal value)
  - Support to return multiple outer/inner ring
- Version 2.0.0
  - **Official** function
  - Renamed from version 1.x

### Support

- **Supported versions:** current(**3.1**) **3.0**
- **Unsupported versions:** **2.6 2.5 2.4 2.3 2.2 2.1 2.0**

### Description

Returns the polygon part of an alpha shape.

### Characteristics

- Input is a *geometry* and returns a *geometry*
- Uses PostGis ST\_DelaunyTriangles
- Instead of using CGAL's definition of *alpha* it use the `spoon_radius`
  - $\backslash(\text{spoon\_radius} = \sqrt{\text{alpha}})$
- A Triangle area is considered part of the alpha shape when  $\backslash(\text{circumcenter}\backslash \text{radius} < \text{spoon}\backslash \text{radius})$
- When the total number of points is less than 3, returns an EMPTY geometry

### Signatures

### Summary

```
pgr_alphaShape(geometry, [spoon_radius])
RETURNS geometry
```

**Example: passing a geometry collection with spoon radius  $\backslash(1.5\backslash)$  using the return variable `geom`**

```
SELECT ST_Area(pgr_alphaShape((SELECT ST_Collect(the_geom) FROM edge_table_vertices_pgr), 1.5));
st_area
```

9.75  
(1 row)

#### Parameters

| Parameter           | Type     | Default | Description                     |
|---------------------|----------|---------|---------------------------------|
| <b>geometry</b>     | geometry |         | Geometry with at least 3 points |
| <b>spoon_radius</b> | FLOAT    |         | The radius of the spoon         |

#### Return Value

| Kind of geometry | Description              |
|------------------|--------------------------|
| GEOMETRY         | A Geometry collection of |
| COLLECTION       | Polygons                 |

#### See Also

- [pgr\\_drivingDistance](#)
- [Sample Data](#) network.
- [ST\\_ConcaveHull](#)

#### Indices and tables

- [Index](#)
- [Search Page](#)

#### See Also

#### Indices and tables

- [Index](#)
- [Search Page](#)

#### See Also

#### Indices and tables

- [Index](#)
- [Search Page](#)

#### All Pairs - Family of Functions

- [pgr\\_floydWarshall](#) - Floyd-Warshall's algorithm.
- [pgr\\_johnson](#) - Johnson's algorithm

#### aStar - Family of functions

- [pgr\\_aStar](#) - A\* algorithm for the shortest path.
- [pgr\\_aStarCost](#) - Get the aggregate cost of the shortest paths.
- [pgr\\_aStarCostMatrix](#) - Get the cost matrix of the shortest paths.

#### Bidirectional A\* - Family of functions

- [pgr\\_bdAStar](#) - Bidirectional A\* algorithm for obtaining paths.
- [pgr\\_bdAStarCost](#) - Bidirectional A\* algorithm to calculate the cost of the paths.
- [pgr\\_bdAStarCostMatrix](#) - Bidirectional A\* algorithm to calculate a cost matrix of paths.

#### Bidirectional Dijkstra - Family of functions

- [pgr\\_bdDijkstra](#) - Bidirectional Dijkstra algorithm for the shortest paths.
- [pgr\\_bdDijkstraCost](#) - Bidirectional Dijkstra to calculate the cost of the shortest paths
- [pgr\\_bdDijkstraCostMatrix](#) - Bidirectional Dijkstra algorithm to create a matrix of costs of the shortest paths.

#### Components - Family of functions

- [pgr\\_connectedComponents](#) - Connected components of an undirected graph.
- [pgr\\_strongComponents](#) - Strongly connected components of a directed graph.
- [pgr\\_biconnectedComponents](#) - Biconnected components of an undirected graph.

- **pgr\_articulationPoints** - Articulation points of an undirected graph.
- **pgr\_bridges** - Bridges of an undirected graph.

#### Contraction - Family of functions

- **pgr\_contraction**

#### Dijkstra - Family of functions

- **pgr\_dijkstra** - Dijkstra's algorithm for the shortest paths.
- **pgr\_dijkstraCost** - Get the aggregate cost of the shortest paths.
- **pgr\_dijkstraCostMatrix** - Use pgr\_dijkstra to create a costs matrix.
- **pgr\_drivingDistance** - Use pgr\_dijkstra to calculate catchment information.
- **pgr\_KSP** - Use Yen algorithm with pgr\_dijkstra to get the K shortest paths.

#### Flow - Family of functions

- **pgr\_maxFlow** - Only the Max flow calculation using Push and Relabel algorithm.
- **pgr\_boykovKolmogorov** - Boykov and Kolmogorov with details of flow on edges.
- **pgr\_edmondsKarp** - Edmonds and Karp algorithm with details of flow on edges.
- **pgr\_pushRelabel** - Push and relabel algorithm with details of flow on edges.
- Applications
  - **pgr\_edgeDisjointPaths** - Calculates edge disjoint paths between two groups of vertices.
  - **pgr\_maxCardinalityMatch** - Calculates a maximum cardinality matching in a graph.

#### Kruskal - Family of functions

- **pgr\_kruskal**
- **pgr\_kruskalBFS**
- **pgr\_kruskalDD**
- **pgr\_kruskalDFS**

#### Prim - Family of functions

- **pgr\_prim**
- **pgr\_primBFS**
- **pgr\_primDD**
- **pgr\_primDFS**

#### Topology - Family of Functions

- **pgr\_createTopology** - to create a topology based on the geometry.
- **pgr\_createVerticesTable** - to reconstruct the vertices table based on the source and target information.
- **pgr\_analyzeGraph** - to analyze the edges and vertices of the edge table.
- **pgr\_analyzeOneWay** - to analyze directionality of the edges.
- **pgr\_nodeNetwork** -to create nodes to a not noded edge table.

#### Traveling Sales Person - Family of functions

- **pgr\_TSP** - When input is given as matrix cell information.
- **pgr\_TSPeuclidean** - When input are coordinates.

**pgr\_trsp - Turn Restriction Shortest Path (TRSP)** - Turn Restriction Shortest Path (TRSP)

### Functions by categories

---

#### Cost - Category

- **pgr\_aStarCost**
- **pgr\_dijkstraCost**

#### Cost Matrix - Category

- **pgr\_aStarCostMatrix**
- **pgr\_dijkstraCostMatrix**

#### Driving Distance - Category

- **pgr\_drivingDistance** - Driving Distance based on Dijkstra's algorithm
- **pgr\_primDD** - Driving Distance based on Prim's algorithm
- **pgr\_kruskalDD** - Driving Distance based on Kruskal's algorithm
- Post processing
  - **pgr\_alphaShape** - Alpha shape computation

#### K shortest paths - Category

- **pgr\_KSP** - Yen's algorithm based on pgr\_dijkstra

### Spanning Tree - Category

- **Kruskal - Family of functions**
- **Prim - Family of functions**

### Available Functions but not official pgRouting functions

---

- **Proposed Functions**
- **Experimental Functions**

- **Supported versions: Latest (3.3) 3.2 3.1 3.0**
- **Unsupported versions: 2.6 2.5 2.4 2.3 2.2**

### Proposed Functions



#### Warning

Proposed functions for next mayor release.

- They are not officially in the current release.
- They will likely officially be part of the next mayor release:
  - The functions make use of ANY-INTEGER and ANY-NUMERICAL
  - Name might not change. (But still can)
  - Signature might not change. (But still can)
  - Functionality might not change. (But still can)
  - pgTap tests have being done. But might need more.
  - Documentation might need refinement.

### Families

#### Dijkstra - Family of functions

- **pgr\_dijkstraVia - Proposed** - Get a route of a seunce of vertices.
- **pgr\_dijkstraNear - Proposed** - Get the route to the nearest vertex.
- **pgr\_dijkstraNearCost - Proposed** - Get the cost to the nearest vertex.

#### withPoints - Family of functions

- **pgr\_withPoints - Proposed** - Route from/to points anywhere on the graph.
- **pgr\_withPointsCost - Proposed** - Costs of the shortest paths.
- **pgr\_withPointsCostMatrix - proposed** - Costs of the shortest paths.
- **pgr\_withPointsKSP - Proposed** - K shortest paths.
- **pgr\_withPointsDD - Proposed** - Driving distance.

#### Topology - Family of Functions

- **pgr\_extractVertices - Proposed** - Extracts vertices information based on the source and target.

#### Traversal - Family of functions

- **pgr\_depthFirstSearch - Proposed** - Depth first search traversal of the graph.

#### Coloring - Family of functions

- **pgr\_sequentialVertexColoring - Proposed** - Vertex coloring algorithm using greedy approach.

- **Supported versions: Latest (3.3) 3.2**

### Traversal - Family of functions

### Proposed



#### Warning

Proposed functions for next mayor release.

- They are not officially in the current release.

- They will likely officially be part of the next mayor release:
  - The functions make use of ANY-INTEGGER and ANY-NUMERICAL
  - Name might not change. (But still can)
  - Signature might not change. (But still can)
  - Functionality might not change. (But still can)
  - pgTap tests have being done. But might need more.
  - Documentation might need refinement.

• **pgr\_depthFirstSearch - Proposed** - Depth first search traversal of the graph.

• **Supported versions: Latest (3.3) 3.2**

#### pgr\_depthFirstSearch - Proposed

`pgr_depthFirstSearch` — Returns a depth first search traversal of the graph. The graph can be directed or undirected.



Boost Graph Inside



#### Warning

Proposed functions for next mayor release.

- They are not officially in the current release.
- They will likely officially be part of the next mayor release:
  - The functions make use of ANY-INTEGGER and ANY-NUMERICAL
  - Name might not change. (But still can)
  - Signature might not change. (But still can)
  - Functionality might not change. (But still can)
  - pgTap tests have being done. But might need more.
  - Documentation might need refinement.

#### Availability

- Version 3.3.0
  - Promoted to **proposed** function
- Version 3.2.0
  - New **experimental** function

#### Description

Depth First Search algorithm is a traversal algorithm which starts from a root vertex, goes as deep as possible, and backtracks once a vertex is reached with no adjacent vertices or with all visited adjacent vertices. The traversal continues until all the vertices reachable from the root vertex are visited.

#### The main Characteristics are:

- The implementation works for both **directed** and **undirected** graphs.
- Provides the Depth First Search traversal order from a root vertex or from a set of root vertices.
- An optional non-negative maximum depth parameter to limit the results up to a particular depth.
- For optimization purposes, any duplicated values in the *Root vids* are ignored.
- It does not produce the shortest path from a root vertex to a target vertex.
- The aggregate cost of traversal is not guaranteed to be minimal.
- The returned values are ordered in ascending order of *start\_vid*.
- Depth First Search Running time:  $\mathcal{O}(E + V)$

#### Signatures

#### Summary

```
pgr_depthFirstSearch(Edges SQL, Root vid [, directed] [, max_depth])
pgr_depthFirstSearch(Edges SQL, Root vids [, directed] [, max_depth])
```

RETURNS SET OF (seq, depth, start\_vid, node, edge, cost, agg\_cost)



Using defaults

Example:

From root vertex \2\ on a **directed** graph

```
SELECT * FROM pgr_depthFirstSearch(
 'SELECT id, source, target, cost, reverse_cost FROM edge_table
 ORDER BY id',
 2
);
```

| seq | depth | start_vid | node | edge | cost | agg_cost |
|-----|-------|-----------|------|------|------|----------|
| 1   | 0     | 2         | 2    | -1   | 0    | 0        |
| 2   | 1     | 2         | 1    | 1    | 1    | 1        |
| 3   | 1     | 2         | 5    | 4    | 1    | 1        |
| 4   | 2     | 2         | 8    | 7    | 1    | 2        |
| 5   | 3     | 2         | 7    | 6    | 1    | 3        |
| 6   | 2     | 2         | 6    | 8    | 1    | 2        |
| 7   | 3     | 2         | 9    | 9    | 1    | 3        |
| 8   | 4     | 2         | 12   | 15   | 1    | 4        |
| 9   | 4     | 2         | 4    | 16   | 1    | 4        |
| 10  | 5     | 2         | 3    | 3    | 1    | 5        |
| 11  | 3     | 2         | 11   | 11   | 1    | 3        |
| 12  | 2     | 2         | 10   | 10   | 1    | 2        |
| 13  | 3     | 2         | 13   | 14   | 1    | 3        |

(13 rows)

Single vertex

```
pgr_depthFirstSearch(Edges SQL, Root vid [, directed] [, max_depth])
```

RETURNS SET OF (seq, depth, start\_vid, node, edge, cost, agg\_cost)

Example:

From root vertex \2\ on an **undirected** graph, with \depth <= 2\

```
SELECT * FROM pgr_depthFirstSearch(
 'SELECT id, source, target, cost, reverse_cost FROM edge_table
 ORDER BY id',
 2, directed => false, max_depth => 2
);
```

| seq | depth | start_vid | node | edge | cost | agg_cost |
|-----|-------|-----------|------|------|------|----------|
| 1   | 0     | 2         | 2    | -1   | 0    | 0        |
| 2   | 1     | 2         | 1    | 1    | 1    | 1        |
| 3   | 1     | 2         | 3    | 2    | 1    | 1        |
| 4   | 2     | 2         | 4    | 3    | 1    | 2        |
| 5   | 2     | 2         | 6    | 5    | 1    | 2        |
| 6   | 1     | 2         | 5    | 4    | 1    | 1        |
| 7   | 2     | 2         | 8    | 7    | 1    | 2        |
| 8   | 2     | 2         | 10   | 10   | 1    | 2        |

(8 rows)

Multiple vertices

```
pgr_depthFirstSearch(Edges SQL, Root vids [, directed] [, max_depth])
```

RETURNS SET OF (seq, depth, start\_vid, node, edge, cost, agg\_cost)

Example:

From root vertices \{11, 2\} on an **undirected** graph with \depth <= 2\

```

SELECT * FROM pgr_depthFirstSearch(
'SELECT id, source, target, cost, reverse_cost FROM edge_table
ORDER BY id',
ARRAY[11, 2], directed => false, max_depth => 2
);
seq | depth | start_vid | node | edge | cost | agg_cost
-----+-----+-----+-----+-----+-----+-----
 1 | 0 | 2 | 2 | -1 | 0 | 0
 2 | 1 | 2 | 1 | 1 | 1 | 1
 3 | 1 | 2 | 3 | 2 | 1 | 1
 4 | 2 | 2 | 4 | 3 | 1 | 2
 5 | 2 | 2 | 6 | 5 | 1 | 2
 6 | 1 | 2 | 5 | 4 | 1 | 1
 7 | 2 | 2 | 8 | 7 | 1 | 2
 8 | 2 | 2 | 10 | 10 | 1 | 2
 9 | 0 | 11 | 11 | -1 | 0 | 0
10 | 1 | 11 | 6 | 11 | 1 | 1
11 | 2 | 11 | 3 | 5 | 1 | 2
12 | 2 | 11 | 5 | 8 | 1 | 2
13 | 2 | 11 | 9 | 9 | 1 | 2
14 | 1 | 11 | 10 | 12 | 1 | 1
15 | 2 | 11 | 13 | 14 | 1 | 2
16 | 1 | 11 | 12 | 13 | 1 | 1
(16 rows)

```

#### Parameters

| Parameter        | Type               | Description                                                                                                                                                                                         |
|------------------|--------------------|-----------------------------------------------------------------------------------------------------------------------------------------------------------------------------------------------------|
| <b>Edges SQL</b> | TEXT               | SQL query described in <b>Inner query</b> .                                                                                                                                                         |
| <b>Root vid</b>  | BIGINT             | Identifier of the root vertex of the tree. <ul style="list-style-type: none"> <li>Used on <b>Single Vertex</b>.</li> </ul>                                                                          |
| <b>Root vids</b> | ARRAY[ANY-INTEGER] | Array of identifiers of the root vertices. <ul style="list-style-type: none"> <li>Used on <b>Multiple Vertices</b>.</li> <li>For optimization purposes, any duplicated value is ignored.</li> </ul> |

#### Optional Parameters

| Parameter        | Type    | Default                 | Description                                                                                                                                            |
|------------------|---------|-------------------------|--------------------------------------------------------------------------------------------------------------------------------------------------------|
| <b>directed</b>  | BOOLEAN | true                    | <ul style="list-style-type: none"> <li>When <b>true</b> Graph is <i>Directed</i></li> <li>When <b>false</b> the graph is <i>Undirected</i>.</li> </ul> |
| <b>max_depth</b> | BIGINT  | \(9223372036854775807\) | Upper limit for the depth of traversal <ul style="list-style-type: none"> <li>When value is <b>Negative</b> then <b>throws error</b></li> </ul>        |

#### Inner query

#### Edges SQL

| Column              | Type          | Default | Description                                                                                                                                                                                                       |
|---------------------|---------------|---------|-------------------------------------------------------------------------------------------------------------------------------------------------------------------------------------------------------------------|
| <b>id</b>           | ANY-INTEGER   |         | Identifier of the edge.                                                                                                                                                                                           |
| <b>source</b>       | ANY-INTEGER   |         | Identifier of the first end point vertex of the edge.                                                                                                                                                             |
| <b>target</b>       | ANY-INTEGER   |         | Identifier of the second end point vertex of the edge.                                                                                                                                                            |
| <b>cost</b>         | ANY-NUMERICAL |         | <ul style="list-style-type: none"> <li>When positive: edge (<i>source</i>, <i>target</i>) exist on the graph.</li> <li>When negative: edge (<i>source</i>, <i>target</i>) does not exist on the graph.</li> </ul> |
| <b>reverse_cost</b> | ANY-NUMERICAL | -1      | <ul style="list-style-type: none"> <li>When positive: edge (<i>target</i>, <i>source</i>) exist on the graph.</li> <li>When negative: edge (<i>target</i>, <i>source</i>) does not exist on the graph.</li> </ul> |

Where:

#### ANY-INTEGER:

SMALLINT, INTEGER, BIGINT

#### ANY-NUMERICAL:

SMALLINT, INTEGER, BIGINT, REAL, FLOAT

#### Result Columns

Returns SET OF (seq, depth, start\_vid, node, edge, cost, agg\_cost)

| Column    | Type   | Description                                                                                                                                  |
|-----------|--------|----------------------------------------------------------------------------------------------------------------------------------------------|
| seq       | BIGINT | Sequential value starting from \{1\}.                                                                                                        |
| depth     | BIGINT | Depth of the node. <ul style="list-style-type: none"> <li>\{0\} when node = start_vid.</li> </ul>                                            |
| start_vid | BIGINT | Identifier of the root vertex. <ul style="list-style-type: none"> <li>In <b>Multiple Vertices</b> results are in ascending order.</li> </ul> |
| node      | BIGINT | Identifier of node reached using edge.                                                                                                       |
| edge      | BIGINT | Identifier of the edge used to arrive to node. <ul style="list-style-type: none"> <li>\{-1\} when node = start_vid.</li> </ul>               |
| cost      | FLOAT  | Cost to traverse edge.                                                                                                                       |
| agg_cost  | FLOAT  | Aggregate cost from start_vid to node.                                                                                                       |

Additional Examples

The examples of this section are based on the**Sample Data** network.

Example: No internal ordering on traversal

In the following query, the inner query of the example: “Using defaults” is modified so that the data is entered into the algorithm is given in the reverse ordering of the id.

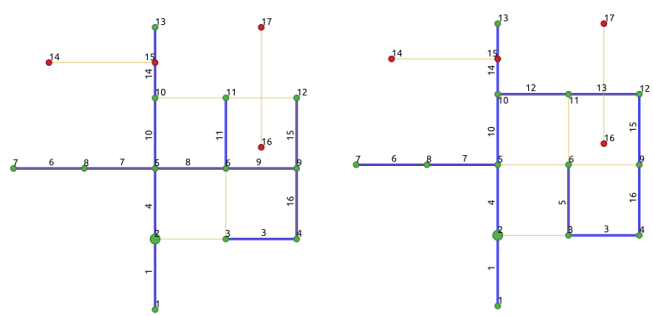
```

SELECT * FROM pgr_depthFirstSearch(
 'SELECT id, source, target, cost, reverse_cost FROM edge_table
 ORDER BY id DESC',
 2
);
seq | depth | start_vid | node | edge | cost | agg_cost
-----+-----+-----+-----+-----+-----+-----
1 | 0 | 2 | 2 | -1 | 0 | 0
2 | 1 | 2 | 5 | 4 | 1 | 1
3 | 2 | 2 | 10 | 10 | 1 | 2
4 | 3 | 2 | 13 | 14 | 1 | 3
5 | 3 | 2 | 11 | 12 | 1 | 3
6 | 4 | 2 | 12 | 13 | 1 | 4
7 | 5 | 2 | 9 | 15 | 1 | 5
8 | 6 | 2 | 4 | 16 | 1 | 6
9 | 7 | 2 | 3 | 3 | 1 | 7
10 | 8 | 2 | 6 | 5 | 1 | 8
11 | 2 | 2 | 8 | 7 | 1 | 2
12 | 3 | 2 | 7 | 6 | 1 | 3
13 | 1 | 2 | 1 | 1 | 1 | 1
(13 rows)

```

The resulting traversal is different.

The left image shows the result with ascending order of ids and the right image shows with descending order of ids:



See Also

- The queries use the **Sample Data** network.
- **Boost: Depth First Search algorithm documentation**
- **Boost: Undirected DFS algorithm documentation**
- **Wikipedia: Depth First Search algorithm**

Indices and tables

- **Index**
- **Search Page**

## Edges SQL

| Column              | Type          | Default | Description                                                                                                                                                                                                       |
|---------------------|---------------|---------|-------------------------------------------------------------------------------------------------------------------------------------------------------------------------------------------------------------------|
| <b>id</b>           | ANY-INTEGER   |         | Identifier of the edge.                                                                                                                                                                                           |
| <b>source</b>       | ANY-INTEGER   |         | Identifier of the first end point vertex of the edge.                                                                                                                                                             |
| <b>target</b>       | ANY-INTEGER   |         | Identifier of the second end point vertex of the edge.                                                                                                                                                            |
| <b>cost</b>         | ANY-NUMERICAL |         | <ul style="list-style-type: none"> <li>When positive: edge (<i>source</i>, <i>target</i>) exist on the graph.</li> <li>When negative: edge (<i>source</i>, <i>target</i>) does not exist on the graph.</li> </ul> |
| <b>reverse_cost</b> | ANY-NUMERICAL | -1      | <ul style="list-style-type: none"> <li>When positive: edge (<i>target</i>, <i>source</i>) exist on the graph.</li> <li>When negative: edge (<i>target</i>, <i>source</i>) does not exist on the graph.</li> </ul> |

Where:

**ANY-INTEGER:**

SMALLINT, INTEGER, BIGINT

**ANY-NUMERICAL:**

SMALLINT, INTEGER, BIGINT, REAL, FLOAT

## See Also

- [Boost: Depth First Search algorithm documentation](#)
- [Boost: Undirected DFS algorithm documentation](#)
- [Wikipedia: Depth First Search algorithm](#)

## Indices and tables

- [Index](#)
- [Search Page](#)

## categories

**Cost - Category**

- **pgr\_withPointsCost - Proposed**

**Cost Matrix - Category**

- **pgr\_withPointsCostMatrix - proposed**

**Driving Distance - Category**

- **pgr\_withPointsDD - Proposed** - Driving Distance based on pgr\_withPoints

**K shortest paths - Category**

- **pgr\_withPointsKSP - Proposed** - Yen's algorithm based on pgr\_withPoints

- **Supported versions: Latest (3.3) 3.2 3.1 3.0**
- **Unsupported versions: 2.6 2.5 2.4 2.3 2.2**

## withPoints - Family of functions

When points are also given as input:

**Warning**

Proposed functions for next mayor release.

- They are not officially in the current release.
- They will likely officially be part of the next mayor release:
  - The functions make use of ANY-INTEGER and ANY-NUMERICAL
  - Name might not change. (But still can)
  - Signature might not change. (But still can)
  - Functionality might not change. (But still can)
  - pgTap tests have being done. But might need more.
  - Documentation might need refinement.

- **pgr\_withPoints - Proposed** - Route from/to points anywhere on the graph.
- **pgr\_withPointsCost - Proposed** - Costs of the shortest paths.
- **pgr\_withPointsCostMatrix - proposed** - Costs of the shortest paths.
- **pgr\_withPointsKSP - Proposed** - K shortest paths.
- **pgr\_withPointsDD - Proposed** - Driving distance.

- **Supported versions: Latest (3.3) 3.2 3.1 3.0**
- **Unsupported versions: 2.6 2.5 2.4 2.3 2.2**

#### pgr\_withPoints - Proposed

`pgr_withPoints` - Returns the shortest path in a graph with additional temporary vertices.



#### Warning

Proposed functions for next mayor release.

- They are not officially in the current release.
- They will likely officially be part of the next mayor release:
  - The functions make use of ANY-INTEGER and ANY-NUMERICAL
  - Name might not change. (But still can)
  - Signature might not change. (But still can)
  - Functionality might not change. (But still can)
  - pgTap tests have being done. But might need more.
  - Documentation might need refinement.



Boost Graph Inside

#### Availability

- Version 3.2.0
  - New **proposed** function:
    - `pgr_withPoints(Combinations)`
- Version 2.2.0
  - New **proposed** function

#### Support

- **Supported versions:** current(3.2) 3.1 3.0
- **Unsupported versions:** 2.6 2.5 2.4 2.3 2.2

#### Description

Modify the graph to include points defined by `points_sql`. Using Dijkstra algorithm, find the shortest path(s)

#### The main characteristics are:

- Process is done only on edges with positive costs.
- Vertices of the graph are:
  - **positive** when it belongs to the `edges_sql`
  - **negative** when it belongs to the `points_sql`
- Values are returned when there is a path.
  - When the starting vertex and ending vertex are the same, there is no path. - The `agg_cost` the non included values (`v`, `v`) is 0
  - When the starting vertex and ending vertex are the different and there is no path: - The `agg_cost` the non included values (`u`, `v`) is  $\infty$
- For optimization purposes, any duplicated value in the `start_vids` or `end_vids` are ignored.
- The returned values are ordered: - `start_vid` ascending - `end_vid` ascending
- Running time:  $\mathcal{O}(|start\_vids| \times (V \log V + E))$

#### Signatures

## Summary

```
pgr_withPoints(edges_sql, points_sql, from_vid, to_vid [, directed] [, driving_side] [, details])
pgr_withPoints(edges_sql, points_sql, from_vid, to_vids [, directed] [, driving_side] [, details])
pgr_withPoints(edges_sql, points_sql, from_vids, to_vid [, directed] [, driving_side] [, details])
pgr_withPoints(edges_sql, points_sql, from_vids, to_vids [, directed] [, driving_side] [, details])
pgr_withPoints(Edges SQL, Points SQL, Combinations SQL [, directed] [, driving_side] [, details])
RETURNS SET OF (seq, path_seq, [start_vid,] [end_vid,] node, edge, cost, agg_cost)
```

## Using defaults

```
pgr_withPoints(edges_sql, points_sql, from_vid, to_vid)
RETURNS SET OF (seq, path_seq, node, edge, cost, agg_cost)
```

### Example:

From point \1\ to point \3\

- For a **directed** graph.
- The driving side is set as **b** both. So arriving/departing to/from the point(s) can be in any direction.
- No **details** are given about distance of other points of points\_sql query.

```
SELECT * FROM pgr_withPoints(
'SELECT id, source, target, cost, reverse_cost FROM edge_table ORDER BY id',
'SELECT pid, edge_id, fraction, side from pointsOfInterest',
-1, -3);
seq | path_seq | node | edge | cost | agg_cost
-----+-----+-----+-----+-----+-----
1 | 1 | -1 | 1 | 0.6 | 0
2 | 2 | 2 | 4 | 1 | 0.6
3 | 3 | 5 | 10 | 1 | 1.6
4 | 4 | 10 | 12 | 0.6 | 2.6
5 | 5 | -3 | -1 | 0 | 3.2
(5 rows)
```

## One to One

```
pgr_withPoints(edges_sql, points_sql, from_vid, to_vid [, directed] [, driving_side] [, details])
RETURNS SET OF (seq, path_seq, node, edge, cost, agg_cost)
```

### Example:

From point \1\ to vertex \3\ with details of passing points

```
SELECT * FROM pgr_withPoints(
'SELECT id, source, target, cost, reverse_cost FROM edge_table ORDER BY id',
'SELECT pid, edge_id, fraction, side from pointsOfInterest',
-1, 3,
details := true);
seq | path_seq | node | edge | cost | agg_cost
-----+-----+-----+-----+-----+-----
1 | 1 | 1 | -1 | 1 | 0.6 | 0
2 | 2 | 2 | 2 | 4 | 0.7 | 0.6
3 | 3 | 3 | -6 | 4 | 0.3 | 1.3
4 | 4 | 4 | 5 | 8 | 1 | 1.6
5 | 5 | 5 | 6 | 9 | 1 | 2.6
6 | 6 | 6 | 9 | 16 | 1 | 3.6
7 | 7 | 7 | 4 | 3 | 1 | 4.6
8 | 8 | 8 | 3 | -1 | 0 | 5.6
(8 rows)
```

## One to Many

```
pgr_withPoints(edges_sql, points_sql, from_vid, to_vids [, directed] [, driving_side] [, details])
RETURNS SET OF (seq, path_seq, end_vid, node, edge, cost, agg_cost)
```

### Example:

From point \1\ to point \3\ and vertex \5\

```
SELECT * FROM pgr_withPoints(
 'SELECT id, source, target, cost, reverse_cost FROM edge_table ORDER BY id',
 'SELECT pid, edge_id, fraction, side from pointsOfInterest',
 -1, ARRAY[-3,5]);
```

| seq | path_seq | end_pid | node | edge | cost | agg_cost |
|-----|----------|---------|------|------|------|----------|
| 1   | 1        | -3      | -1   | 1    | 0.6  | 0        |
| 2   | 2        | -3      | 2    | 4    | 1    | 0.6      |
| 3   | 3        | -3      | 5    | 10   | 1    | 1.6      |
| 4   | 4        | -3      | 10   | 12   | 0.6  | 2.6      |
| 5   | 5        | -3      | -3   | -1   | 0    | 3.2      |
| 6   | 1        | 5       | -1   | 1    | 0.6  | 0        |
| 7   | 2        | 5       | 2    | 4    | 1    | 0.6      |
| 8   | 3        | 5       | 5    | -1   | 0    | 1.6      |

(8 rows)

#### Many to One

```
pgr_withPoints(edges_sql, points_sql, from_vids, to_vid [, directed] [, driving_side] [, details])
RETURNS SET OF (seq, path_seq, start_vid, node, edge, cost, agg_cost)
```

#### Example:

From point \{(1\} and vertex \{(2\} to point \{(3\}

```
SELECT * FROM pgr_withPoints(
 'SELECT id, source, target, cost, reverse_cost FROM edge_table ORDER BY id',
 'SELECT pid, edge_id, fraction, side from pointsOfInterest',
 ARRAY[-1,2], -3);
```

| seq | path_seq | start_pid | node | edge | cost | agg_cost |
|-----|----------|-----------|------|------|------|----------|
| 1   | 1        | -1        | -1   | 1    | 0.6  | 0        |
| 2   | 2        | -1        | 2    | 4    | 1    | 0.6      |
| 3   | 3        | -1        | 5    | 10   | 1    | 1.6      |
| 4   | 4        | -1        | 10   | 12   | 0.6  | 2.6      |
| 5   | 5        | -1        | -3   | -1   | 0    | 3.2      |
| 6   | 1        | 2         | 2    | 4    | 1    | 0        |
| 7   | 2        | 2         | 5    | 10   | 1    | 1        |
| 8   | 3        | 2         | 10   | 12   | 0.6  | 2        |
| 9   | 4        | 2         | -3   | -1   | 0    | 2.6      |

(9 rows)

#### Many to Many

```
pgr_withPoints(edges_sql, points_sql, from_vids, to_vids [, directed] [, driving_side] [, details])
RETURNS SET OF (seq, path_seq, start_vid, end_vid, node, edge, cost, agg_cost)
```

#### Example:

From point \{(1\} and vertex \{(2\} to point \{(3\} and vertex \{(7\}

```
SELECT * FROM pgr_withPoints(
 'SELECT id, source, target, cost, reverse_cost FROM edge_table ORDER BY id',
 'SELECT pid, edge_id, fraction, side from pointsOfInterest',
 ARRAY[-1,2], ARRAY[-3,7]);
```

| seq | path_seq | start_pid | end_pid | node | edge | cost | agg_cost |
|-----|----------|-----------|---------|------|------|------|----------|
| 1   | 1        | -1        | -3      | -1   | 1    | 0.6  | 0        |
| 2   | 2        | -1        | -3      | 2    | 4    | 1    | 0.6      |
| 3   | 3        | -1        | -3      | 5    | 10   | 1    | 1.6      |
| 4   | 4        | -1        | -3      | 10   | 12   | 0.6  | 2.6      |
| 5   | 5        | -1        | -3      | -3   | -1   | 0    | 3.2      |
| 6   | 1        | -1        | 7       | -1   | 1    | 0.6  | 0        |
| 7   | 2        | -1        | 7       | 2    | 4    | 1    | 0.6      |
| 8   | 3        | -1        | 7       | 5    | 7    | 1    | 1.6      |
| 9   | 4        | -1        | 7       | 8    | 6    | 1    | 2.6      |
| 10  | 5        | -1        | 7       | 7    | -1   | 0    | 3.6      |
| 11  | 1        | 2         | -3      | 2    | 4    | 1    | 0        |
| 12  | 2        | 2         | -3      | 5    | 10   | 1    | 1        |
| 13  | 3        | 2         | -3      | 10   | 12   | 0.6  | 2        |
| 14  | 4        | 2         | -3      | -3   | -1   | 0    | 2.6      |
| 15  | 1        | 2         | 7       | 2    | 4    | 1    | 0        |
| 16  | 2        | 2         | 7       | 5    | 7    | 1    | 1        |
| 17  | 3        | 2         | 7       | 8    | 6    | 1    | 2        |
| 18  | 4        | 2         | 7       | 7    | -1   | 0    | 3        |

(18 rows)

#### Combinations SQL

```
pgr_withPoints(Edges SQL, Points SQL, Combinations SQL [, directed] [, driving_side] [, details])
RETURNS SET OF (seq, path_seq, start_vid, end_vid, node, edge, cost, agg_cost)
```

### Example:

Two (source, target) combinations: (from point \1\ to vertex \3\), and (from vertex \2\ to point \3\)) with **right** side driving topology.

```
SELECT * FROM pgr_withPoints(
 'SELECT id, source, target, cost, reverse_cost FROM edge_table ORDER BY id',
 'SELECT pid, edge_id, fraction, side from pointsOfInterest',
 'SELECT * FROM (VALUES (-1, 3), (2, -3)) AS t(source, target)',
 driving_side => 'r',
 details => true);
seq | path_seq | start_pid | end_pid | node | edge | cost | agg_cost
-----+-----+-----+-----+-----+-----+-----+-----
1 | 1 | -1 | 3 | -1 | 1 | 0.4 | 0
2 | 2 | -1 | 3 | 1 | 1 | 1 | 0.4
3 | 3 | -1 | 3 | 2 | 4 | 0.7 | 1.4
4 | 4 | -1 | 3 | -6 | 4 | 0.3 | 2.1
5 | 5 | -1 | 3 | 5 | 8 | 1 | 2.4
6 | 6 | -1 | 3 | 6 | 9 | 1 | 3.4
7 | 7 | -1 | 3 | 9 | 16 | 1 | 4.4
8 | 8 | -1 | 3 | 4 | 3 | 1 | 5.4
9 | 9 | -1 | 3 | 3 | -1 | 0 | 6.4
10 | 1 | 2 | -3 | 2 | 4 | 0.7 | 0
11 | 2 | 2 | -3 | -6 | 4 | 0.3 | 0.7
12 | 3 | 2 | -3 | 5 | 10 | 1 | 1
13 | 4 | 2 | -3 | 10 | 12 | 0.6 | 2
14 | 5 | 2 | -3 | -3 | -1 | 0 | 2.6
(14 rows)
```

### Parameters

| Parameter               | Type               | Description                                                                                                                                                                                                                                                |
|-------------------------|--------------------|------------------------------------------------------------------------------------------------------------------------------------------------------------------------------------------------------------------------------------------------------------|
| <b>Edges SQL</b>        | TEXT               | <i>Edges query</i> as described above.                                                                                                                                                                                                                     |
| <b>Points SQL</b>       | TEXT               | <i>Points query</i> as described above.                                                                                                                                                                                                                    |
| <b>Combinations SQL</b> | TEXT               | <i>Combinations query</i> as described below.                                                                                                                                                                                                              |
| <b>start_vid</b>        | ANY-INTEGER        | Starting vertex identifier. When negative: is a point's pid.                                                                                                                                                                                               |
| <b>end_vid</b>          | ANY-INTEGER        | Ending vertex identifier. When negative: is a point's pid.                                                                                                                                                                                                 |
| <b>start_vids</b>       | ARRAY[ANY-INTEGER] | Array of identifiers of starting vertices. When negative: is a point's pid.                                                                                                                                                                                |
| <b>end_vids</b>         | ARRAY[ANY-INTEGER] | Array of identifiers of ending vertices. When negative: is a point's pid.                                                                                                                                                                                  |
| <b>directed</b>         | BOOLEAN            | (optional). When <code>false</code> the graph is considered as Undirected. Default is <code>true</code> which considers the graph as Directed.                                                                                                             |
| <b>driving_side</b>     | CHAR               | (optional) Value in ['b', 'r', 'l', NULL] indicating if the driving side is: <ul style="list-style-type: none"><li>• In the right or left or</li><li>• If it doesn't matter with 'b' or NULL.</li><li>• If column not present 'b' is considered.</li></ul> |
| <b>details</b>          | BOOLEAN            | (optional). When <code>true</code> the results will include the points in <code>points_sql</code> that are in the path. Default is <code>false</code> which ignores other points of the <code>points_sql</code> .                                          |

### Inner query

### Edges query

| Column              | Type          | Default | Description                                                                                                                                                                                                      |
|---------------------|---------------|---------|------------------------------------------------------------------------------------------------------------------------------------------------------------------------------------------------------------------|
| <b>id</b>           | ANY-INTEGER   |         | Identifier of the edge.                                                                                                                                                                                          |
| <b>source</b>       | ANY-INTEGER   |         | Identifier of the first end point vertex of the edge.                                                                                                                                                            |
| <b>target</b>       | ANY-INTEGER   |         | Identifier of the second end point vertex of the edge.                                                                                                                                                           |
| <b>cost</b>         | ANY-NUMERICAL |         | Weight of the edge ( <i>source</i> , <i>target</i> ) <ul style="list-style-type: none"><li>• When negative: edge (<i>source</i>, <i>target</i>) does not exist, therefore it's not part of the graph.</li></ul>  |
| <b>reverse_cost</b> | ANY-NUMERICAL | -1      | Weight of the edge ( <i>target</i> , <i>source</i> ), <ul style="list-style-type: none"><li>• When negative: edge (<i>target</i>, <i>source</i>) does not exist, therefore it's not part of the graph.</li></ul> |

Where:

### ANY-INTEGER:

SMALLINT, INTEGER, BIGINT

### ANY-NUMERICAL:

SMALLINT, INTEGER, BIGINT, REAL, FLOAT



## Description of the Points SQL query

### points\_sql:

an SQL query, which should return a set of rows with the following columns:

| Column          | Type          | Description                                                                                                                                                                                                                                                 |
|-----------------|---------------|-------------------------------------------------------------------------------------------------------------------------------------------------------------------------------------------------------------------------------------------------------------|
| <b>pid</b>      | ANY-INTEGER   | (optional) Identifier of the point. <ul style="list-style-type: none"> <li>If column present, it can not be NULL.</li> <li>If column not present, a sequential identifier will be given automatically.</li> </ul>                                           |
| <b>edge_id</b>  | ANY-INTEGER   | Identifier of the “closest” edge to the point.                                                                                                                                                                                                              |
| <b>fraction</b> | ANY-NUMERICAL | Value in <0,1> that indicates the relative position from the first end point of the edge.                                                                                                                                                                   |
| <b>side</b>     | CHAR          | (optional) Value in ['b', 'r', 'l', NULL] indicating if the point is: <ul style="list-style-type: none"> <li>In the right, left of the edge or</li> <li>If it doesn't matter with 'b' or NULL.</li> <li>If column not present 'b' is considered.</li> </ul> |

Where:

#### ANY-INTEGER:

smallint, int, bigint

#### ANY-NUMERICAL:

smallint, int, bigint, real, float

### Combinations query

| Column        | Type        | Default | Description                                            |
|---------------|-------------|---------|--------------------------------------------------------|
| <b>source</b> | ANY-INTEGER |         | Identifier of the first end point vertex of the edge.  |
| <b>target</b> | ANY-INTEGER |         | Identifier of the second end point vertex of the edge. |

Where:

#### ANY-INTEGER:

SMALLINT, INTEGER, BIGINT

### Result Columns

| Column           | Type    | Description                                                                                                                                                                                                    |
|------------------|---------|----------------------------------------------------------------------------------------------------------------------------------------------------------------------------------------------------------------|
| <b>seq</b>       | INTEGER | Row sequence.                                                                                                                                                                                                  |
| <b>path_seq</b>  | INTEGER | Path sequence that indicates the relative position on the path.                                                                                                                                                |
| <b>start_vid</b> | BIGINT  | Identifier of the starting vertex. When negative: is a point's pid.                                                                                                                                            |
| <b>end_vid</b>   | BIGINT  | Identifier of the ending vertex. When negative: is a point's pid.                                                                                                                                              |
| <b>node</b>      | BIGINT  | Identifier of the node: <ul style="list-style-type: none"> <li>A positive value indicates the node is a vertex of edges_sql.</li> <li>A negative value indicates the node is a point of points_sql.</li> </ul> |
| <b>edge</b>      | BIGINT  | Identifier of the edge used to go from <code>node</code> to the next node in the path sequence. <ul style="list-style-type: none"> <li>-1 for the last row in the path sequence.</li> </ul>                    |
| <b>cost</b>      | FLOAT   | Cost to traverse from <code>node</code> using <code>edge</code> to the next <code>node</code> in the path sequence. <ul style="list-style-type: none"> <li>0 for the last row in the path sequence.</li> </ul> |
| <b>agg_cost</b>  | FLOAT   | Aggregate cost from <code>start_pid</code> to <code>node</code> . <ul style="list-style-type: none"> <li>0 for the first row in the path sequence.</li> </ul>                                                  |

### Additional Examples

#### Example:

Which path (if any) passes in front of point\{(6)\} or vertex\{(6)\} with **right** side driving topology.

```

SELECT ('(' || start_pid || ' => ' || end_pid || ') at ' || path_seq || 'th step:'):TEXT AS path_at,
CASE WHEN edge = -1 THEN 'visits'
ELSE 'passes in front of'
END as status,
CASE WHEN node < 0 THEN 'Point'
ELSE 'Vertex'
END as is_a,
abs(node) as id
FROM pgr_withPoints(
'SELECT id, source, target, cost, reverse_cost FROM edge_table ORDER BY id',
'SELECT pid, edge_id, fraction, side from pointsOfInterest',
ARRAY[1,-1], ARRAY[-2,-3,-6,3,6],
driving_side := 'r',
details := true)
WHERE node IN (-6,6);

```

| path_at                 | status             | is_a   | id |
|-------------------------|--------------------|--------|----|
| (-1 => -6) at 4th step: | visits             | Point  | 6  |
| (-1 => -3) at 4th step: | passes in front of | Point  | 6  |
| (-1 => -2) at 4th step: | passes in front of | Point  | 6  |
| (-1 => -2) at 6th step: | passes in front of | Vertex | 6  |
| (-1 => 3) at 4th step:  | passes in front of | Point  | 6  |
| (-1 => 3) at 6th step:  | passes in front of | Vertex | 6  |
| (-1 => 6) at 4th step:  | passes in front of | Point  | 6  |
| (-1 => 6) at 6th step:  | visits             | Vertex | 6  |
| (1 => -6) at 3th step:  | visits             | Point  | 6  |
| (1 => -3) at 3th step:  | passes in front of | Point  | 6  |
| (1 => -2) at 3th step:  | passes in front of | Point  | 6  |
| (1 => -2) at 5th step:  | passes in front of | Vertex | 6  |
| (1 => 3) at 3th step:   | passes in front of | Point  | 6  |
| (1 => 3) at 5th step:   | passes in front of | Vertex | 6  |
| (1 => 6) at 3th step:   | passes in front of | Point  | 6  |
| (1 => 6) at 5th step:   | visits             | Vertex | 6  |

(16 rows)

#### Example:

Which path (if any) passes in front of point\6\ or vertex\6\ with **left** side driving topology.

```

SELECT ('(' || start_pid || ' => ' || end_pid || ') at ' || path_seq || 'th step:'):TEXT AS path_at,
CASE WHEN edge = -1 THEN 'visits'
ELSE 'passes in front of'
END as status,
CASE WHEN node < 0 THEN 'Point'
ELSE 'Vertex'
END as is_a,
abs(node) as id
FROM pgr_withPoints(
'SELECT id, source, target, cost, reverse_cost FROM edge_table ORDER BY id',
'SELECT pid, edge_id, fraction, side from pointsOfInterest',
ARRAY[1,-1], ARRAY[-2,-3,-6,3,6],
driving_side := 'l',
details := true)
WHERE node IN (-6,6);

```

| path_at                 | status             | is_a   | id |
|-------------------------|--------------------|--------|----|
| (-1 => -6) at 3th step: | visits             | Point  | 6  |
| (-1 => -3) at 3th step: | passes in front of | Point  | 6  |
| (-1 => -2) at 3th step: | passes in front of | Point  | 6  |
| (-1 => -2) at 5th step: | passes in front of | Vertex | 6  |
| (-1 => 3) at 3th step:  | passes in front of | Point  | 6  |
| (-1 => 3) at 5th step:  | passes in front of | Vertex | 6  |
| (-1 => 6) at 3th step:  | passes in front of | Point  | 6  |
| (-1 => 6) at 5th step:  | visits             | Vertex | 6  |
| (1 => -6) at 4th step:  | visits             | Point  | 6  |
| (1 => -3) at 4th step:  | passes in front of | Point  | 6  |
| (1 => -2) at 4th step:  | passes in front of | Point  | 6  |
| (1 => -2) at 6th step:  | passes in front of | Vertex | 6  |
| (1 => 3) at 4th step:   | passes in front of | Point  | 6  |
| (1 => 3) at 6th step:   | passes in front of | Vertex | 6  |
| (1 => 6) at 4th step:   | passes in front of | Point  | 6  |
| (1 => 6) at 6th step:   | visits             | Vertex | 6  |

(16 rows)

#### Example:

From point\1\ and vertex\2\ to point\3\ to vertex\7\ on an **undirected** graph, with details.

```
SELECT * FROM pgr_withPoints(
 'SELECT id, source, target, cost, reverse_cost FROM edge_table ORDER BY id',
 'SELECT pid, edge_id, fraction, side from pointsOfInterest',
 ARRAY[-1,2], ARRAY[-3,7],
 directed := false,
 details := true);
seq | path_seq | start_pid | end_pid | node | edge | cost | agg_cost
```

|    |   |    |    |    |     |     |
|----|---|----|----|----|-----|-----|
| 1  | 1 | -1 | -3 | 1  | 0.6 | 0   |
| 2  | 2 | -1 | -3 | 2  | 4   | 0.6 |
| 3  | 3 | -1 | -3 | 6  | 4   | 0.3 |
| 4  | 4 | -1 | -3 | 5  | 10  | 1   |
| 5  | 5 | -1 | -3 | 10 | 12  | 0.6 |
| 6  | 6 | -1 | -3 | -1 | 0   | 3.2 |
| 7  | 1 | -1 | 7  | -1 | 1   | 0.6 |
| 8  | 2 | -1 | 7  | 2  | 4   | 0.7 |
| 9  | 3 | -1 | 7  | 6  | 4   | 0.3 |
| 10 | 4 | -1 | 7  | 5  | 7   | 1   |
| 11 | 5 | -1 | 7  | 8  | 6   | 0.7 |
| 12 | 6 | -1 | 7  | -4 | 6   | 0.3 |
| 13 | 7 | -1 | 7  | 7  | -1  | 0   |
| 14 | 1 | 2  | -3 | 2  | 4   | 0.7 |
| 15 | 2 | 2  | -3 | 6  | 4   | 0.3 |
| 16 | 3 | 2  | -3 | 5  | 10  | 1   |
| 17 | 4 | 2  | -3 | 10 | 12  | 0.6 |
| 18 | 5 | 2  | -3 | -1 | 0   | 2.6 |
| 19 | 1 | 2  | 7  | 2  | 4   | 0.7 |
| 20 | 2 | 2  | 7  | 6  | 4   | 0.3 |
| 21 | 3 | 2  | 7  | 5  | 7   | 1   |
| 22 | 4 | 2  | 7  | 8  | 6   | 0.7 |
| 23 | 5 | 2  | 7  | -4 | 6   | 0.3 |
| 24 | 6 | 2  | 7  | 7  | -1  | 0   |

(24 rows)

The queries use the **Sample Data** network

See Also

- **withPoints - Family of functions**

## Indices and tables

- **Index**
- **Search Page**

- **Supported versions: Latest (3.3) 3.2 3.1 3.0**
- **Unsupported versions: 2.6 2.5 2.4 2.3 2.2**

## pgr\_withPointsCost - Proposed

**pgr\_withPointsCost** - Calculates the shortest path and returns only the aggregate cost of the shortest path(s) found, for the combination of points given.



### Warning

Proposed functions for next mayor release.

- They are not officially in the current release.
- They will likely officially be part of the next mayor release:
  - The functions make use of ANY-INTEGER and ANY-NUMERICAL
  - Name might not change. (But still can)
  - Signature might not change. (But still can)
  - Functionality might not change. (But still can)
  - pgTap tests have being done. But might need more.
  - Documentation might need refinement.



Boost Graph Inside

## Availability

- Version 3.2.0
  - New **proposed** function:
    - pgr\_withPointsCost(Combinations)
- Version 2.2.0
  - New **proposed** function

#### Description

Modify the graph to include points defined by points\_sql. Using Dijkstra algorithm, return only the aggregate cost of the shortest path(s) found.

The main characteristics are:

- It does not return a path.
- Returns the sum of the costs of the shortest path for pair combination of vertices in the modified graph.
- Vertices of the graph are:
  - positive** when it belongs to the edges\_sql
  - negative** when it belongs to the points\_sql
- Process is done only on edges with positive costs.
- Values are returned when there is a path.
  - The returned values are in the form of a set of (start\_vid, end\_vid, agg\_cost).
  - When the starting vertex and ending vertex are the same, there is no path.
    - The agg\_cost in the non included values (v, v) is 0
  - When the starting vertex and ending vertex are the different and there is no path.
    - The agg\_cost in the non included values (u, v) is  $-\infty$
- If the values returned are stored in a table, the unique index would be the pair:(start\_vid, end\_vid).
- For **undirected** graphs, the results are **symmetric**.
  - The agg\_cost of (u, v) is the same as for (v, u).
- For optimization purposes, any duplicated value in the start\_vids or end\_vids is ignored.
- The returned values are ordered:
  - start\_vid ascending
  - end\_vid ascending
- Running time:  $O(|\text{start\_vids}| * (V \log V + E))$

#### Signatures

#### Summary

```
pgr_withPointsCost(edges_sql, points_sql, from_vid, to_vid [, directed] [, driving_side])
pgr_withPointsCost(edges_sql, points_sql, from_vid, to_vids [, directed] [, driving_side])
pgr_withPointsCost(edges_sql, points_sql, from_vids, to_vid [, directed] [, driving_side])
pgr_withPointsCost(edges_sql, points_sql, from_vids, to_vids [, directed] [, driving_side])
pgr_withPointsCost(Edges SQL, Points SQL, Combinations SQL [, directed] [, driving_side] [, details])
RETURNS SET OF (start_vid, end_vid, agg_cost)
```



#### Note

There is no **details** flag, unlike the other members of the withPoints family of functions.

#### Using defaults

```
pgr_withPointsCost(edges_sql, points_sql, start_vid, end_vid)
RETURNS SET OF (start_vid, end_vid, agg_cost)
```

#### Example:

From point \1\ to point \3\

- For a **directed** graph.
- The driving side is set as **b** both. So arriving/departing to/from the point(s) can be in any direction.

```
SELECT * FROM pgr_withPointsCost(
 'SELECT id, source, target, cost, reverse_cost FROM edge_table ORDER BY id',
 'SELECT pid, edge_id, fraction, side from pointsOfInterest',
 -1, -3);
 start_pid | end_pid | agg_cost
-----+-----+-----
 -1 | -3 | 3.2
(1 row)
```

One to One

```
pgr_withPointsCost(edges_sql, points_sql, from_vid, to_vid [, directed] [, driving_side])
RETURNS SET OF (seq, node, edge, cost, agg_cost)
```

**Example:**  
From point \1\ to vertex \3\ on an **undirected** graph.

```
SELECT * FROM pgr_withPointsCost(
 'SELECT id, source, target, cost, reverse_cost FROM edge_table ORDER BY id',
 'SELECT pid, edge_id, fraction, side from pointsOfInterest',
 -1, 3,
 directed := false);
start_pid | end_pid | agg_cost
-----+-----+-----
-1 | 3 | 1.6
(1 row)
```

One to Many

```
pgr_withPointsCost(edges_sql, points_sql, from_vid, to_vids [, directed] [, driving_side])
RETURNS SET OF (start_vid, end_vid, agg_cost)
```

**Example:**  
From point \1\ to point \3\ and vertex \5\ on a **directed** graph.

```
SELECT * FROM pgr_withPointsCost(
 'SELECT id, source, target, cost, reverse_cost FROM edge_table ORDER BY id',
 'SELECT pid, edge_id, fraction, side from pointsOfInterest',
 -1, ARRAY[-3,5]);
start_pid | end_pid | agg_cost
-----+-----+-----
-1 | -3 | 3.2
-1 | 5 | 1.6
(2 rows)
```

Many to One

```
pgr_withPointsCost(edges_sql, points_sql, from_vids, to_vid [, directed] [, driving_side])
RETURNS SET OF (start_vid, end_vid, agg_cost)
```

**Example:**  
From point \1\ and vertex \2\ to point \3\ on a **directed** graph.

```
SELECT * FROM pgr_withPointsCost(
 'SELECT id, source, target, cost, reverse_cost FROM edge_table ORDER BY id',
 'SELECT pid, edge_id, fraction, side from pointsOfInterest',
 ARRAY[-1,2], -3);
start_pid | end_pid | agg_cost
-----+-----+-----
-1 | -3 | 3.2
2 | -3 | 2.6
(2 rows)
```

Many to Many

```
pgr_withPointsCost(edges_sql, points_sql, from_vids, to_vids [, directed] [, driving_side])
RETURNS SET OF (start_vid, end_vid, agg_cost)
```

**Example:**  
From point \1\ and vertex \2\ to point \3\ and vertex \7\ on a **directed** graph.

```
SELECT * FROM pgr_withPointsCost(
 'SELECT id, source, target, cost, reverse_cost FROM edge_table ORDER BY id',
 'SELECT pid, edge_id, fraction, side from pointsOfInterest',
 ARRAY[-1,2], ARRAY[-3,7]);
start_pid | end_pid | agg_cost
-----+-----+-----
-1 | -3 | 3.2
-1 | 7 | 3.6
2 | -3 | 2.6
2 | 7 | 3
(4 rows)
```

## Combinations SQL

```
pgr_withPointsCost(Edges SQL, Points SQL, Combinations SQL [, directed] [, driving_side] [, details])
RETURNS SET OF (seq, path_seq, start_vid, end_vid, node, edge, cost, agg_cost)
```

### Example:

Two (source, target) combinations: (from point \{1\} to vertex \{3\}), and (from vertex \{2\} to point \{3\}) with **right** side driving topology.

```
SELECT * FROM pgr_withPointsCost(
 'SELECT id, source, target, cost, reverse_cost FROM edge_table ORDER BY id',
 'SELECT pid, edge_id, fraction, side from pointsOfInterest',
 'SELECT * FROM (VALUES (-1, 3), (2, -3)) AS t(source, target)',
 driving_side => 'r');
 start_pid | end_pid | agg_cost
-----+-----+-----
 -1 | 3 | 6.4
 2 | -3 | 2.6
(2 rows)
```

### Parameters

| Parameter               | Type               | Description                                                                                                                                                                                                                                                |
|-------------------------|--------------------|------------------------------------------------------------------------------------------------------------------------------------------------------------------------------------------------------------------------------------------------------------|
| <b>Edges SQL</b>        | TEXT               | <i>Edges query</i> as described above.                                                                                                                                                                                                                     |
| <b>Points SQL</b>       | TEXT               | <i>Points query</i> as described above.                                                                                                                                                                                                                    |
| <b>Combinations SQL</b> | TEXT               | <i>Combinations query</i> as described below.                                                                                                                                                                                                              |
| <b>start_vid</b>        | ANY-INTEGER        | Starting vertex identifier. When negative: is a point's pid.                                                                                                                                                                                               |
| <b>end_vid</b>          | ANY-INTEGER        | Ending vertex identifier. When negative: is a point's pid.                                                                                                                                                                                                 |
| <b>start_vids</b>       | ARRAY[ANY-INTEGER] | Array of identifiers of starting vertices. When negative: is a point's pid.                                                                                                                                                                                |
| <b>end_vids</b>         | ARRAY[ANY-INTEGER] | Array of identifiers of ending vertices. When negative: is a point's pid.                                                                                                                                                                                  |
| <b>directed</b>         | BOOLEAN            | (optional). When <code>false</code> the graph is considered as Undirected. Default is <code>true</code> which considers the graph as Directed.                                                                                                             |
| <b>driving_side</b>     | CHAR               | (optional) Value in ['b', 'r', 'l', NULL] indicating if the driving side is: <ul style="list-style-type: none"><li>• In the right or left or</li><li>• If it doesn't matter with 'b' or NULL.</li><li>• If column not present 'b' is considered.</li></ul> |

### Inner query

### Edges query

| Column              | Type          | Default | Description                                                                                                                                                                                                      |
|---------------------|---------------|---------|------------------------------------------------------------------------------------------------------------------------------------------------------------------------------------------------------------------|
| <b>id</b>           | ANY-INTEGER   |         | Identifier of the edge.                                                                                                                                                                                          |
| <b>source</b>       | ANY-INTEGER   |         | Identifier of the first end point vertex of the edge.                                                                                                                                                            |
| <b>target</b>       | ANY-INTEGER   |         | Identifier of the second end point vertex of the edge.                                                                                                                                                           |
| <b>cost</b>         | ANY-NUMERICAL |         | Weight of the edge ( <i>source</i> , <i>target</i> ) <ul style="list-style-type: none"><li>• When negative: edge (<i>source</i>, <i>target</i>) does not exist, therefore it's not part of the graph.</li></ul>  |
| <b>reverse_cost</b> | ANY-NUMERICAL | -1      | Weight of the edge ( <i>target</i> , <i>source</i> ), <ul style="list-style-type: none"><li>• When negative: edge (<i>target</i>, <i>source</i>) does not exist, therefore it's not part of the graph.</li></ul> |

Where:

#### ANY-INTEGER:

SMALLINT, INTEGER, BIGINT

#### ANY-NUMERICAL:

SMALLINT, INTEGER, BIGINT, REAL, FLOAT

### Points query

### Description of the Points SQL query

#### points\_sql:

an SQL query, which should return a set of rows with the following columns:

| Column          | Type          | Description                                                                                                                                                                                                                                                 |
|-----------------|---------------|-------------------------------------------------------------------------------------------------------------------------------------------------------------------------------------------------------------------------------------------------------------|
| <b>pid</b>      | ANY-INTEGER   | (optional) Identifier of the point. <ul style="list-style-type: none"> <li>If column present, it can not be NULL.</li> <li>If column not present, a sequential identifier will be given automatically.</li> </ul>                                           |
| <b>edge_id</b>  | ANY-INTEGER   | Identifier of the “closest” edge to the point.                                                                                                                                                                                                              |
| <b>fraction</b> | ANY-NUMERICAL | Value in <0,1> that indicates the relative position from the first end point of the edge.                                                                                                                                                                   |
| <b>side</b>     | CHAR          | (optional) Value in ['b', 'r', 'l', NULL] indicating if the point is: <ul style="list-style-type: none"> <li>In the right, left of the edge or</li> <li>If it doesn't matter with 'b' or NULL.</li> <li>If column not present 'b' is considered.</li> </ul> |

Where:

**ANY-INTEGER:**

smallint, int, bigint

**ANY-NUMERICAL:**

smallint, int, bigint, real, float

**Combinations query**

| Column        | Type        | Default | Description                                            |
|---------------|-------------|---------|--------------------------------------------------------|
| <b>source</b> | ANY-INTEGER |         | Identifier of the first end point vertex of the edge.  |
| <b>target</b> | ANY-INTEGER |         | Identifier of the second end point vertex of the edge. |

Where:

**ANY-INTEGER:**

SMALLINT, INTEGER, BIGINT

**Result Columns**

| Column           | Type   | Description                                                         |
|------------------|--------|---------------------------------------------------------------------|
| <b>start_vid</b> | BIGINT | Identifier of the starting vertex. When negative: is a point's pid. |
| <b>end_vid</b>   | BIGINT | Identifier of the ending point. When negative: is a point's pid.    |
| <b>agg_cost</b>  | FLOAT  | Aggregate cost from <b>start_vid</b> to <b>end_vid</b> .            |

**Additional Examples**

**Example:**

From point \{1\} and vertex \{2\} to point \{3\} and vertex \{7\}, with **right** side driving topology

|                                                                                                                                                                                                                                                                               |    |     |
|-------------------------------------------------------------------------------------------------------------------------------------------------------------------------------------------------------------------------------------------------------------------------------|----|-----|
| <pre>SELECT * FROM pgr_withPointsCost(   'SELECT id, source, target, cost, reverse_cost FROM edge_table ORDER BY id',   'SELECT pid, edge_id, fraction, side from pointsOfInterest',   ARRAY[-1,2], ARRAY[-3,7],   driving_side := 'l'); start_pid   end_pid   agg_cost</pre> |    |     |
| -1                                                                                                                                                                                                                                                                            | -3 | 3.2 |
| -1                                                                                                                                                                                                                                                                            | 7  | 3.6 |
| 2                                                                                                                                                                                                                                                                             | -3 | 2.6 |
| 2                                                                                                                                                                                                                                                                             | 7  | 3   |
| (4 rows)                                                                                                                                                                                                                                                                      |    |     |

**Example:**

From point \{1\} and vertex \{2\} to point \{3\} and vertex \{7\}, with **left** side driving topology

```
SELECT * FROM pgr_withPointsCost(
'SELECT id, source, target, cost, reverse_cost FROM edge_table ORDER BY id',
'SELECT pid, edge_id, fraction, side from pointsOfInterest',
ARRAY[-1,2], ARRAY[-3,7],
driving_side := 'r');
start_pid | end_pid | agg_cost
-----+-----+-----
-1 | -3 | 4
-1 | 7 | 4.4
2 | -3 | 2.6
2 | 7 | 3
(4 rows)
```

#### Example:

From point \1\ and vertex \2\ to point \3\ and vertex \7\, does not matter driving side.

```
SELECT * FROM pgr_withPointsCost(
'SELECT id, source, target, cost, reverse_cost FROM edge_table ORDER BY id',
'SELECT pid, edge_id, fraction, side from pointsOfInterest',
ARRAY[-1,2], ARRAY[-3,7],
driving_side := 'b');
start_pid | end_pid | agg_cost
-----+-----+-----
-1 | -3 | 3.2
-1 | 7 | 3.6
2 | -3 | 2.6
2 | 7 | 3
(4 rows)
```

The queries use the **Sample Data** network.

See Also

- **withPoints - Family of functions**

#### Indices and tables

- **Index**
- **Search Page**

• **Supported versions: Latest (3.3) 3.2 3.1 3.0**

• **Unsupported versions: 2.6 2.5 2.4 2.3 2.2**

#### pgr\_withPointsKSP - Proposed

`pgr_withPointsKSP` - Find the K shortest paths using Yen's algorithm.



#### Warning

Proposed functions for next mayor release.

- They are not officially in the current release.
- They will likely officially be part of the next mayor release:
  - The functions make use of ANY-INTEGER and ANY-NUMERICAL
  - Name might not change. (But still can)
  - Signature might not change. (But still can)
  - Functionality might not change. (But still can)
  - pgTap tests have being done. But might need more.
  - Documentation might need refinement.



Boost Graph Inside

#### Availability

- Version 2.2.0
  - New **proposed** function



## Description

Modifies the graph to include the points defined in the `points_sql` and using Yen algorithm, finds the  $\backslash(K)$  shortest paths.

## Signatures

## Summary

```
pgr_withPointsKSP(edges_sql, points_sql, start_pid, end_pid, K [, directed] [, heap_paths] [, driving_side] [, details])
RETURNS SET OF (seq, path_id, path_seq, node, edge, cost, agg_cost)
```

## Using defaults

```
pgr_withPointsKSP(edges_sql, points_sql, start_pid, end_pid, K)
RETURNS SET OF (seq, path_id, path_seq, node, edge, cost, agg_cost)
```

### Example:

From point  $\backslash(1)$  to point  $\backslash(2)$  in  $\backslash(2)$  cycles

- For a **directed** graph.
- The driving side is set as **b** both. So arriving/departing to/from the point(s) can be in any direction.
- No **details** are given about distance of other points of the query.
- No **heap paths** are returned.

```
SELECT * FROM pgr_withPointsKSP(
 'SELECT id, source, target, cost, reverse_cost FROM edge_table ORDER BY id',
 'SELECT pid, edge_id, fraction, side from pointsOfInterest',
 -1, -2, 2);
```

```
seq | path_id | path_seq | node | edge | cost | agg_cost
```

|    |   |   |    |    |     |     |
|----|---|---|----|----|-----|-----|
| 1  | 1 | 1 | -1 | 1  | 0.6 | 0   |
| 2  | 1 | 2 | 2  | 4  | 1   | 0.6 |
| 3  | 1 | 3 | 5  | 8  | 1   | 1.6 |
| 4  | 1 | 4 | 6  | 9  | 1   | 2.6 |
| 5  | 1 | 5 | 9  | 15 | 0.4 | 3.6 |
| 6  | 1 | 6 | -2 | -1 | 0   | 4   |
| 7  | 2 | 1 | -1 | 1  | 0.6 | 0   |
| 8  | 2 | 2 | 2  | 4  | 1   | 0.6 |
| 9  | 2 | 3 | 5  | 8  | 1   | 1.6 |
| 10 | 2 | 4 | 6  | 11 | 1   | 2.6 |
| 11 | 2 | 5 | 11 | 13 | 1   | 3.6 |
| 12 | 2 | 6 | 12 | 15 | 0.6 | 4.6 |
| 13 | 2 | 7 | -2 | -1 | 0   | 5.2 |

(13 rows)

## Complete Signature

Finds the  $\backslash(K)$  shortest paths depending on the optional parameters setup.

```
pgr_withPointsKSP(edges_sql, points_sql, start_pid, end_pid, K [, directed] [, heap_paths] [, driving_side] [, details])
RETURNS SET OF (seq, path_id, path_seq, node, edge, cost, agg_cost)
```

### Example:

From point  $\backslash(1)$  to vertex  $\backslash(6)$  in  $\backslash(2)$  cycles with details.

```
SELECT * FROM pgr_withPointsKSP(
 'SELECT id, source, target, cost, reverse_cost FROM edge_table ORDER BY id',
 'SELECT pid, edge_id, fraction, side from pointsOfInterest',
 -1, 6, 2, details := true);
```

```
seq | path_id | path_seq | node | edge | cost | agg_cost
```

|    |   |    |    |    |     |     |
|----|---|----|----|----|-----|-----|
| 1  | 1 | 1  | -1 | 1  | 0.6 | 0   |
| 2  | 1 | 2  | 2  | 4  | 0.7 | 0.6 |
| 3  | 1 | 3  | -6 | 4  | 0.3 | 1.3 |
| 4  | 1 | 4  | 5  | 8  | 1   | 1.6 |
| 5  | 1 | 5  | 6  | -1 | 0   | 2.6 |
| 6  | 2 | 1  | -1 | 1  | 0.6 | 0   |
| 7  | 2 | 2  | 2  | 4  | 0.7 | 0.6 |
| 8  | 2 | 3  | -6 | 4  | 0.3 | 1.3 |
| 9  | 2 | 4  | 5  | 10 | 1   | 1.6 |
| 10 | 2 | 5  | 10 | 12 | 0.6 | 2.6 |
| 11 | 2 | 6  | -3 | 12 | 0.4 | 3.2 |
| 12 | 2 | 7  | 11 | 13 | 1   | 3.6 |
| 13 | 2 | 8  | 12 | 15 | 0.6 | 4.6 |
| 14 | 2 | 9  | -2 | 15 | 0.4 | 5.2 |
| 15 | 2 | 10 | 9  | 9  | 1   | 5.6 |
| 16 | 2 | 11 | 6  | -1 | 0   | 6.6 |

(16 rows)

## Parameters

| Parameter           | Type        | Description                                                                                                                                                                                                                                                |
|---------------------|-------------|------------------------------------------------------------------------------------------------------------------------------------------------------------------------------------------------------------------------------------------------------------|
| <b>edges_sql</b>    | TEXT        | Edges SQL query as described above.                                                                                                                                                                                                                        |
| <b>points_sql</b>   | TEXT        | Points SQL query as described above.                                                                                                                                                                                                                       |
| <b>start_pid</b>    | ANY-INTEGER | Starting point id.                                                                                                                                                                                                                                         |
| <b>end_pid</b>      | ANY-INTEGER | Ending point id.                                                                                                                                                                                                                                           |
| <b>K</b>            | INTEGER     | Number of shortest paths.                                                                                                                                                                                                                                  |
| <b>directed</b>     | BOOLEAN     | (optional). When <b>false</b> the graph is considered as Undirected. Default is <b>true</b> which considers the graph as Directed.                                                                                                                         |
| <b>heap_paths</b>   | BOOLEAN     | (optional). When <b>true</b> the paths calculated to get the shortest paths will be returned also. Default is <b>false</b> only the K shortest paths are returned.                                                                                         |
| <b>driving_side</b> | CHAR        | (optional) Value in ['b', 'r', 'l', NULL] indicating if the driving side is: <ul style="list-style-type: none"><li>• In the right or left or</li><li>• If it doesn't matter with 'b' or NULL.</li><li>• If column not present 'b' is considered.</li></ul> |
| <b>details</b>      | BOOLEAN     | (optional). When <b>true</b> the results will include the driving distance to the points with in the <b>distance</b> . Default is <b>false</b> which ignores other points of the <b>points_sql</b> .                                                       |

## Inner query

| Column              | Type          | Default | Description                                                                                                                                                                                       |
|---------------------|---------------|---------|---------------------------------------------------------------------------------------------------------------------------------------------------------------------------------------------------|
| <b>id</b>           | ANY-INTEGER   |         | Identifier of the edge.                                                                                                                                                                           |
| <b>source</b>       | ANY-INTEGER   |         | Identifier of the first end point vertex of the edge.                                                                                                                                             |
| <b>target</b>       | ANY-INTEGER   |         | Identifier of the second end point vertex of the edge.                                                                                                                                            |
| <b>cost</b>         | ANY-NUMERICAL |         | Weight of the edge ( <i>source, target</i> ) <ul style="list-style-type: none"><li>• When negative: edge (<i>source, target</i>) does not exist, therefore it's not part of the graph.</li></ul>  |
| <b>reverse_cost</b> | ANY-NUMERICAL | -1      | Weight of the edge ( <i>target, source</i> ), <ul style="list-style-type: none"><li>• When negative: edge (<i>target, source</i>) does not exist, therefore it's not part of the graph.</li></ul> |

Where:

### ANY-INTEGER:

SMALLINT, INTEGER, BIGINT

### ANY-NUMERICAL:

SMALLINT, INTEGER, BIGINT, REAL, FLOAT

## Description of the Points SQL query

### points\_sql:

an SQL query, which should return a set of rows with the following columns:

| Column          | Type          | Description                                                                                                                                                                                                                                                   |
|-----------------|---------------|---------------------------------------------------------------------------------------------------------------------------------------------------------------------------------------------------------------------------------------------------------------|
| <b>pid</b>      | ANY-INTEGER   | (optional) Identifier of the point. <ul style="list-style-type: none"><li>• If column present, it can not be NULL.</li><li>• If column not present, a sequential identifier will be given automatically.</li></ul>                                            |
| <b>edge_id</b>  | ANY-INTEGER   | Identifier of the "closest" edge to the point.                                                                                                                                                                                                                |
| <b>fraction</b> | ANY-NUMERICAL | Value in <0,1> that indicates the relative position from the first end point of the edge.                                                                                                                                                                     |
| <b>side</b>     | CHAR          | (optional) Value in ['b', 'r', 'l', NULL] indicating if the point is: <ul style="list-style-type: none"><li>• In the right, left of the edge or</li><li>• If it doesn't matter with 'b' or NULL.</li><li>• If column not present 'b' is considered.</li></ul> |

Where:

### ANY-INTEGER:

smallint, int, bigint

### ANY-NUMERICAL:

smallint, int, bigint, real, float

Result Columns

| Column   | Type    | Description                                                                                                                                                                  |
|----------|---------|------------------------------------------------------------------------------------------------------------------------------------------------------------------------------|
| seq      | INTEGER | Row sequence.                                                                                                                                                                |
| path_seq | INTEGER | Relative position in the path of node and edge. Has value 1 for the beginning of a path.                                                                                     |
| path_id  | INTEGER | Path identifier. The ordering of the paths: For two paths i, j if i < j then agg_cost(i) <= agg_cost(j).                                                                     |
| node     | BIGINT  | Identifier of the node in the path. Negative values are the identifiers of a point.                                                                                          |
| edge     | BIGINT  | Identifier of the edge used to go from node to the next node in the path sequence. <ul style="list-style-type: none"><li>-1 for the last row in the path sequence.</li></ul> |
| cost     | FLOAT   | Cost to traverse from node using edge to the next node in the path sequence. <ul style="list-style-type: none"><li>0 for the last row in the path sequence.</li></ul>        |
| agg_cost | FLOAT   | Aggregate cost from start_pid to node. <ul style="list-style-type: none"><li>0 for the first row in the path sequence.</li></ul>                                             |

Additional Examples

Example:

Left side driving topology from point \1\ to point \2\ in \2\ cycles, with details

```
SELECT * FROM pgr_withPointsKSP(
 'SELECT id, source, target, cost, reverse_cost FROM edge_table ORDER BY id',
 'SELECT pid, edge_id, fraction, side from pointsOfInterest',
 -1, -2, 2,
 driving_side := 'l', details := true);
seq | path_id | path_seq | node | edge | cost | agg_cost
-----+-----+-----+-----+-----+-----+-----
1 | 1 | 1 | 1 | -1 | 0.6 | 0
2 | 1 | 2 | 2 | 4 | 0.7 | 0.6
3 | 1 | 3 | -6 | 4 | 0.3 | 1.3
4 | 1 | 4 | 5 | 8 | 1 | 1.6
5 | 1 | 5 | 6 | 9 | 1 | 2.6
6 | 1 | 6 | 9 | 15 | 1 | 3.6
7 | 1 | 7 | 12 | 15 | 0.6 | 4.6
8 | 1 | 8 | -2 | -1 | 0 | 5.2
9 | 2 | 1 | -1 | 1 | 0.6 | 0
10 | 2 | 2 | 2 | 4 | 0.7 | 0.6
11 | 2 | 3 | -6 | 4 | 0.3 | 1.3
12 | 2 | 4 | 5 | 8 | 1 | 1.6
13 | 2 | 5 | 6 | 11 | 1 | 2.6
14 | 2 | 6 | 11 | 13 | 1 | 3.6
15 | 2 | 7 | 12 | 15 | 0.6 | 4.6
16 | 2 | 8 | -2 | -1 | 0 | 5.2
(16 rows)
```

Example:

Right side driving topology from point \1\ to point \2\ in \2\ cycles, with heap paths and details

```

SELECT * FROM pgr_withPointsKSP(
 'SELECT id, source, target, cost, reverse_cost FROM edge_table ORDER BY id',
 'SELECT pid, edge_id, fraction, side from pointsOfInterest',
 -1, -2, 2,
 heap_paths := true, driving_side := 'r', details := true);
seq | path_id | path_seq | node | edge | cost | agg_cost

1 | 1 | 1 | 1 | -1 | 1 | 0.4 | 0
2 | 1 | 2 | 2 | 1 | 1 | 0.4 | 0.4
3 | 1 | 3 | 2 | 4 | 0.7 | 1.4
4 | 1 | 4 | -6 | 4 | 0.3 | 2.1
5 | 1 | 5 | 5 | 8 | 1 | 2.4 | 2.4
6 | 1 | 6 | 6 | 9 | 1 | 3.4 | 3.4
7 | 1 | 7 | 9 | 15 | 0.4 | 4.4
8 | 1 | 8 | -2 | -1 | 0 | 4.8 | 4.8
9 | 2 | 1 | -1 | 1 | 0.4 | 0
10 | 2 | 2 | 1 | 1 | 1 | 0.4 | 0.4
11 | 2 | 3 | 2 | 4 | 0.7 | 1.4
12 | 2 | 4 | -6 | 4 | 0.3 | 2.1
13 | 2 | 5 | 5 | 8 | 1 | 2.4 | 2.4
14 | 2 | 6 | 6 | 11 | 1 | 3.4 | 3.4
15 | 2 | 7 | 11 | 13 | 1 | 4.4 | 4.4
16 | 2 | 8 | 12 | 15 | 1 | 5.4 | 5.4
17 | 2 | 9 | 9 | 15 | 0.4 | 6.4
18 | 2 | 10 | -2 | -1 | 0 | 6.8 | 6.8
19 | 3 | 1 | -1 | 1 | 0.4 | 0
20 | 3 | 2 | 1 | 1 | 1 | 0.4 | 0.4
21 | 3 | 3 | 2 | 4 | 0.7 | 1.4
22 | 3 | 4 | -6 | 4 | 0.3 | 2.1
23 | 3 | 5 | 5 | 10 | 1 | 2.4 | 2.4
24 | 3 | 6 | 10 | 12 | 0.6 | 3.4
25 | 3 | 7 | -3 | 12 | 0.4 | 4
26 | 3 | 8 | 11 | 13 | 1 | 4.4 | 4.4
27 | 3 | 9 | 12 | 15 | 1 | 5.4 | 5.4
28 | 3 | 10 | 9 | 15 | 0.4 | 6.4
29 | 3 | 11 | -2 | -1 | 0 | 6.8 | 6.8
(29 rows)

```

The queries use the **Sample Data** network.

See Also

- **withPoints - Family of functions**

## Indices and tables

- **Index**
- **Search Page**

- **Supported versions: Latest (3.3) 3.2 3.1 3.0**
- **Unsupported versions: 2.6 2.5 2.4 2.3 2.2**

## pgr\_withPointsDD - Proposed

`pgr_withPointsDD` - Returns the driving distance from a starting point.



### Warning

Proposed functions for next mayor release.

- They are not officially in the current release.
- They will likely officially be part of the next mayor release:
  - The functions make use of ANY-INTEGER and ANY-NUMERICAL
  - Name might not change. (But still can)
  - Signature might not change. (But still can)
  - Functionality might not change. (But still can)
  - pgTap tests have being done. But might need more.
  - Documentation might need refinement.



## Availability

- Version 2.2.0
  - New **proposed** function

## Description

Modify the graph to include points and using Dijkstra algorithm, extracts all the nodes and points that have costs less than or equal to the value `distance` from the starting point. The edges extracted will conform the corresponding spanning tree.

## Signatures

## Summary

```
pgr_withPointsDD(edges_sql, points_sql, from_vids, distance [, directed] [, driving_side] [, details] [, equicost])
RETURNS SET OF (seq, node, edge, cost, agg_cost)
```

## Using defaults

- For a **directed** graph.
- The driving side is set as **b** both. So arriving/departing to/from the point(s) can be in any direction.
- No **details** are given about distance of other points of the query.

```
pgr_withPointsDD(edges_sql, points_sql, start_vid, distance)
RETURNS SET OF (seq, node, edge, cost, agg_cost)
```

## Example:

From point `\(1\)` with `\(agg\_cost <= 3.8\)`

- For a **directed** graph.
- The driving side is set as **b** both. So arriving/departing to/from the point(s) can be in any direction.
- No **details** are given about distance of other points of the query.

```
SELECT * FROM pgr_withPointsDD(
 'SELECT id, source, target, cost, reverse_cost FROM edge_table ORDER BY id',
 'SELECT pid, edge_id, fraction, side from pointsOfInterest',
 -1, 3.8);
 seq | node | edge | cost | agg_cost
-----+-----+-----+-----+-----
 1 | -1 | -1 | 0 | 0
 2 | 1 | 1 | 0.4 | 0.4
 3 | 2 | 1 | 0.6 | 0.6
 4 | 5 | 4 | 1 | 1.6
 5 | 6 | 8 | 1 | 2.6
 6 | 8 | 7 | 1 | 2.6
 7 | 10 | 10 | 1 | 2.6
 8 | 7 | 6 | 1 | 3.6
 9 | 9 | 9 | 1 | 3.6
 10 | 11 | 11 | 1 | 3.6
 11 | 13 | 14 | 1 | 3.6
(11 rows)
```

## Single vertex

Finds the driving distance depending on the optional parameters setup.

```
pgr_withPointsDD(edges_sql, points_sql, from_vid, distance [, directed] [, driving_side] [, details])
RETURNS SET OF (seq, node, edge, cost, agg_cost)
```

## Example:

Right side driving topology, from point `\(1\)` with `\(agg\_cost <= 3.8\)`

```

SELECT * FROM pgr_withPointsDD(
 'SELECT id, source, target, cost, reverse_cost FROM edge_table ORDER BY id',
 'SELECT pid, edge_id, fraction, side from pointsOfInterest',
 -1, 3.8,
 driving_side := 'r',
 details := true);
seq | node | edge | cost | agg_cost
-----+-----+-----+-----+-----
1 | -1 | -1 | 0 | 0
2 | 1 | 1 | 0.4 | 0.4
3 | 2 | 1 | 1 | 1.4
4 | -6 | 4 | 0.7 | 2.1
5 | 5 | 4 | 0.3 | 2.4
6 | 6 | 8 | 1 | 3.4
7 | 8 | 7 | 1 | 3.4
8 | 10 | 10 | 1 | 3.4
(8 rows)

```

### Multiple vertices

Finds the driving distance depending on the optional parameters setup.

```

pgr_withPointsDD(edges_sql, points_sql, from_vids, distance [, directed] [, driving_side] [, details] [, equicost])
RETURNS SET OF (seq, node, edge, cost, agg_cost)

```

### Parameters

| Parameter           | Type          | Description                                                                                                                                                                                                                                               |
|---------------------|---------------|-----------------------------------------------------------------------------------------------------------------------------------------------------------------------------------------------------------------------------------------------------------|
| <b>edges_sql</b>    | TEXT          | Edges SQL query as described above.                                                                                                                                                                                                                       |
| <b>points_sql</b>   | TEXT          | Points SQL query as described above.                                                                                                                                                                                                                      |
| <b>start_vid</b>    | ANY-INTEGER   | Starting point id                                                                                                                                                                                                                                         |
| <b>distance</b>     | ANY-NUMERICAL | Distance from the start_pid                                                                                                                                                                                                                               |
| <b>directed</b>     | BOOLEAN       | (optional). When <code>false</code> the graph is considered as Undirected. Default is <code>true</code> which considers the graph as Directed.                                                                                                            |
| <b>driving_side</b> | CHAR          | (optional). Value in ['b', 'r', 'l', NULL] indicating if the driving side is: <ul style="list-style-type: none"> <li>In the right or left or</li> <li>If it doesn't matter with 'b' or NULL.</li> <li>If column not present 'b' is considered.</li> </ul> |
| <b>details</b>      | BOOLEAN       | (optional). When <code>true</code> the results will include the driving distance to the points with in the <code>distance</code> . Default is <code>false</code> which ignores other points of the <code>points_sql</code> .                              |
| <b>equicost</b>     | BOOLEAN       | (optional). When <code>true</code> the nodes will only appear in the closest start_v list. Default is <code>false</code> which resembles several calls using the single starting point signatures. Tie brakes are arbitrary.                              |

### Inner query

| Column              | Type          | Default | Description                                                                                                                                                                                                      |
|---------------------|---------------|---------|------------------------------------------------------------------------------------------------------------------------------------------------------------------------------------------------------------------|
| <b>id</b>           | ANY-INTEGER   |         | Identifier of the edge.                                                                                                                                                                                          |
| <b>source</b>       | ANY-INTEGER   |         | Identifier of the first end point vertex of the edge.                                                                                                                                                            |
| <b>target</b>       | ANY-INTEGER   |         | Identifier of the second end point vertex of the edge.                                                                                                                                                           |
| <b>cost</b>         | ANY-NUMERICAL |         | Weight of the edge ( <i>source</i> , <i>target</i> ) <ul style="list-style-type: none"> <li>When negative: edge (<i>source</i>, <i>target</i>) does not exist, therefore it's not part of the graph.</li> </ul>  |
| <b>reverse_cost</b> | ANY-NUMERICAL | -1      | Weight of the edge ( <i>target</i> , <i>source</i> ), <ul style="list-style-type: none"> <li>When negative: edge (<i>target</i>, <i>source</i>) does not exist, therefore it's not part of the graph.</li> </ul> |

Where:

#### ANY-INTEGER:

SMALLINT, INTEGER, BIGINT

#### ANY-NUMERICAL:

SMALLINT, INTEGER, BIGINT, REAL, FLOAT

### Description of the Points SQL query

#### points\_sql:

an SQL query, which should return a set of rows with the following columns:

| Column          | Type          | Description                                                                                                                                                                                                                                                 |
|-----------------|---------------|-------------------------------------------------------------------------------------------------------------------------------------------------------------------------------------------------------------------------------------------------------------|
| <b>pid</b>      | ANY-INTEGER   | (optional) Identifier of the point. <ul style="list-style-type: none"> <li>If column present, it can not be NULL.</li> <li>If column not present, a sequential identifier will be given automatically.</li> </ul>                                           |
| <b>edge_id</b>  | ANY-INTEGER   | Identifier of the “closest” edge to the point.                                                                                                                                                                                                              |
| <b>fraction</b> | ANY-NUMERICAL | Value in <0,1> that indicates the relative position from the first end point of the edge.                                                                                                                                                                   |
| <b>side</b>     | CHAR          | (optional) Value in ['b', 'r', 'l', NULL] indicating if the point is: <ul style="list-style-type: none"> <li>In the right, left of the edge or</li> <li>If it doesn't matter with 'b' or NULL.</li> <li>If column not present 'b' is considered.</li> </ul> |

Where:

**ANY-INTEGER:**

smallint, int, bigint

**ANY-NUMERICAL:**

smallint, int, bigint, real, float

**Result Columns**

| Column          | Type   | Description                                                                                                                                                                              |
|-----------------|--------|------------------------------------------------------------------------------------------------------------------------------------------------------------------------------------------|
| <b>seq</b>      | INT    | row sequence.                                                                                                                                                                            |
| <b>node</b>     | BIGINT | Identifier of the node within the Distance from <code>start_pid</code> . If <code>details =: true</code> a negative value is the identifier of a point.                                  |
| <b>edge</b>     | BIGINT | Identifier of the edge used to go from <code>node</code> to the next node in the path sequence. <ul style="list-style-type: none"> <li>-1 when <code>start_vid = node</code>.</li> </ul> |
| <b>cost</b>     | FLOAT  | Cost to traverse <code>edge</code> . <ul style="list-style-type: none"> <li>0 when <code>start_vid = node</code>.</li> </ul>                                                             |
| <b>agg_cost</b> | FLOAT  | Aggregate cost from <code>start_vid</code> to <code>node</code> . <ul style="list-style-type: none"> <li>0 when <code>start_vid = node</code>.</li> </ul>                                |

**Additional Examples**

**Examples for queries marked as `directed` with `cost` and `reverse_cost` columns.**

The examples in this section use the following **Network for queries marked as directed and cost and reverse\_cost columns are used**

**Example:**

Left side driving topology from point \{1\} with \{agg\\_cost <= 3.8\}, with details

```
SELECT * FROM pgr_withPointsDD(
 'SELECT id, source, target, cost, reverse_cost FROM edge_table ORDER BY id',
 'SELECT pid, edge_id, fraction, side from pointsOfInterest',
 -1, 3.8,
 driving_side := 'l',
 details := true);
```

| seq | node | edge | cost | agg_cost |
|-----|------|------|------|----------|
| 1   | -1   | -1   | 0    | 0        |
| 2   | 2    | 1    | 0.6  | 0.6      |
| 3   | -6   | 4    | 0.7  | 1.3      |
| 4   | 5    | 4    | 0.3  | 1.6      |
| 5   | 1    | 1    | 1    | 1.6      |
| 6   | 6    | 8    | 1    | 2.6      |
| 7   | 8    | 7    | 1    | 2.6      |
| 8   | 10   | 10   | 1    | 2.6      |
| 9   | -3   | 12   | 0.6  | 3.2      |
| 10  | -4   | 6    | 0.7  | 3.3      |
| 11  | 7    | 6    | 0.3  | 3.6      |
| 12  | 9    | 9    | 1    | 3.6      |
| 13  | 11   | 11   | 1    | 3.6      |
| 14  | 13   | 14   | 1    | 3.6      |

(14 rows)

**Example:**

From point \{1\} with \{agg\\_cost <= 3.8\}, does not matter driving side, with details

```

SELECT * FROM pgr_withPointsDD(
'SELECT id, source, target, cost, reverse_cost FROM edge_table ORDER BY id',
'SELECT pid, edge_id, fraction, side from pointsOfInterest',
-1, 3.8,
driving_side := 'b',
details := true);
seq | node | edge | cost | agg_cost
-----+-----+-----+-----+-----
1 | -1 | -1 | 0 | 0
2 | 1 | 1 | 0.4 | 0.4
3 | 2 | 1 | 0.6 | 0.6
4 | -6 | 4 | 0.7 | 1.3
5 | 5 | 4 | 0.3 | 1.6
6 | 6 | 8 | 1 | 2.6
7 | 8 | 7 | 1 | 2.6
8 | 10 | 10 | 1 | 2.6
9 | -3 | 12 | 0.6 | 3.2
10 | -4 | 6 | 0.7 | 3.3
11 | 7 | 6 | 0.3 | 3.6
12 | 9 | 9 | 1 | 3.6
13 | 11 | 11 | 1 | 3.6
14 | 13 | 14 | 1 | 3.6
(14 rows)

```

The queries use the **Sample Data** network.

See Also

- **pgr\_drivingDistance** - Driving distance using dijkstra.
- **pgr\_alphaShape** - Alpha shape computation.

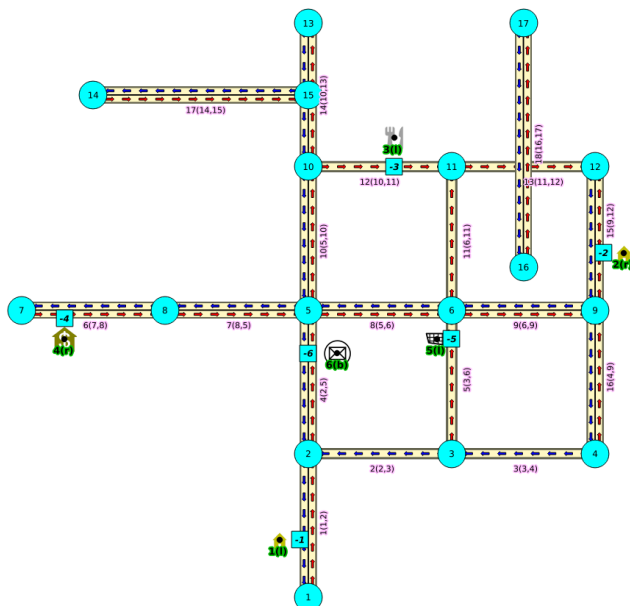
## Indices and tables

- **Index**
- **Search Page**

## Images

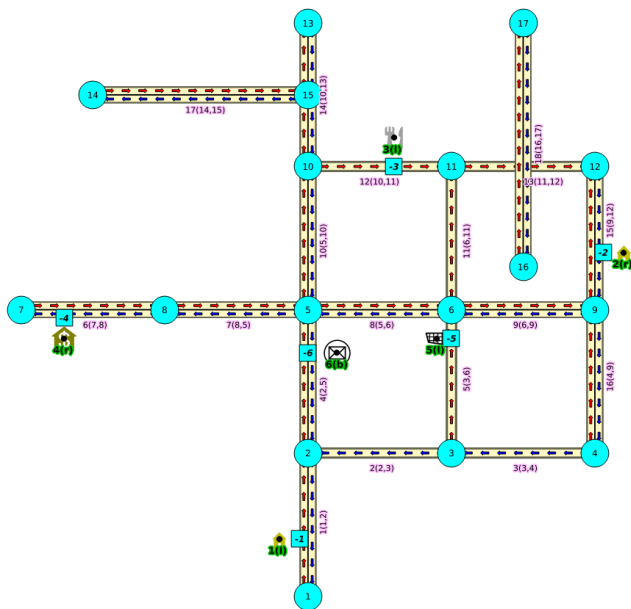
The squared vertices are the temporary vertices, The temporary vertices are added according to the driving side, The following images visually show the differences on how depending on the driving side the data is interpreted.

### Right driving side

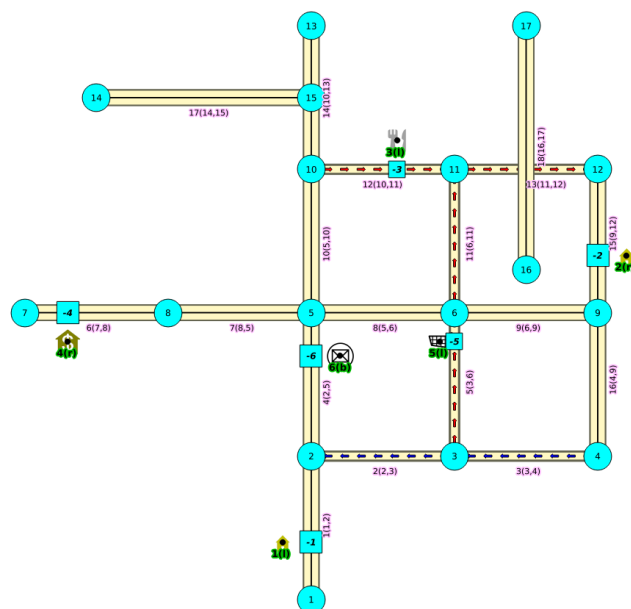


### Left driving side





doesn't matter the driving side



## Introduction

This family of functions was thought for routing vehicles, but might as well work for some other application that we can not think of.

The with points family of function give you the ability to route between arbitrary points located outside the original graph.

When given a point identified with a *pid* that its being mapped to and edge with an *identifiededge\_id*, with a *fraction* along that edge (from the source to the target of the edge) and some additional information about which *side* of the edge the point is on, then routing from arbitrary points more accurately reflect routing vehicles in road networks,

I talk about a family of functions because it includes different functionalities.

- `pgr_withPoints` is `pgr_dijkstra` based
- `pgr_withPointsCost` is `pgr_dijkstraCost` based
- `pgr_withPointsKSP` is `pgr_ksp` based
- `pgr_withPointsDD` is `pgr_drivingDistance` based

In all this functions we have to take care of as many aspects as possible:

- Must work for routing:
  - Cars (directed graph)
  - Pedestrians (undirected graph)
- Arriving at the point:
  - In either side of the street.

- Compulsory arrival on the side of the street where the point is located.
- Countries with:
  - Right side driving
  - Left side driving
- Some points are:
  - Permanent, for example the set of points of clients stored in a table in the data base
  - Temporal, for example points given through a web application
- The numbering of the points are handled with negative sign.
  - Original point identifiers are to be positive.
  - Transformation to negative is done internally.
  - For results for involving vertices identifiers
    - positive sign is a vertex of the original graph
    - negative sign is a point of the temporary points

The reason for doing this is to avoid confusion when there is a vertex with the same number as identifier as the points identifier.

### Graph & edges

- Let  $(G_d(V, E))$  where  $(V)$  is the set of vertices and  $(E)$  is the set of edges be the original directed graph.
  - An edge of the original *edges\_sql* is  $((id, source, target, cost, reverse\_cost))$  will generate internally
    - $((id, source, target, cost))$
    - $((id, target, source, reverse\_cost))$

### Point Definition

- A point is defined by the quadruplet:  $((pid, eid, fraction, side))$ 
  - pid** is the point identifier
  - eid** is an edge id of the *edges\_sql*
  - fraction** represents where the edge *eid* will be cut.
  - side** Indicates the side of the edge where the point is located.

### Creating Temporary Vertices in the Graph

For edge (15, 9, 12, 10, 20), & lets insert point (2, 12, 0.3, r)

### On a right hand side driving network

From first image above:

- We can arrive to the point only via vertex 9.
- It only affects the edge (15, 9, 12, 10) so that edge is removed.
- Edge (15, 12, 9, 20) is kept.
- Create new edges:
  - (15, 9, -1, 3) edge from vertex 9 to point 1 has cost 3
  - (15, -1, 12, 7) edge from point 1 to vertex 12 has cost 7

### On a left hand side driving network

From second image above:

- We can arrive to the point only via vertex 12.
- It only affects the edge (15, 12, 9, 20) so that edge is removed.
- Edge (15, 9, 12, 10) is kept.
- Create new edges:
  - (15, 12, -1, 14) edge from vertex 12 to point 1 has cost 14
  - (15, -1, 9, 6) edge from point 1 to vertex 9 has cost 6

### Remember:

that fraction is from vertex 9 to vertex 12

### When driving side does not matter

From third image above:

- We can arrive to the point either via vertex 12 or via vertex 9
- Edge (15, 12, 9, 20) is removed.
- Edge (15, 9, 12, 10) is removed.
- Create new edges:
  - (15, 12, -1, 14) edge from vertex 12 to point 1 has cost 14
  - (15, -1, 9, 6) edge from point 1 to vertex 9 has cost 6

- (15, 9,-1, 3) edge from vertex 9 to point 1 has cost 3
- (15, -1,12, 7) edge from point 1 to vertex 12 has cost 7

See Also

#### Indices and tables

- [Index](#)
- [Search Page](#)

See Also

- [Experimental Functions](#)

#### Indices and tables

- [Index](#)
- [Search Page](#)

- **Supported versions:** **Latest (3.3)** **3.2** **3.1** **3.0**
- **Unsupported versions:** **2.6** **2.5** **2.4** **2.3** **2.2**

#### Experimental Functions



##### Warning

Possible server crash

- These functions might create a server crash



##### Warning

Experimental functions

- They are not officially of the current release.
- They likely will not be officially be part of the next release:
  - The functions might not make use of ANY-INTEGER and ANY-NUMERICAL
  - Name might change.
  - Signature might change.
  - Functionality might change.
  - pgTap tests might be missing.
  - Might need c/c++ coding.
  - May lack documentation.
  - Documentation if any might need to be rewritten.
  - Documentation examples might need to be automatically generated.
  - Might need a lot of feedback from the community.
  - Might depend on a proposed function of pgRouting
  - Might depend on a deprecated function of pgRouting

#### Families

##### Flow - Family of functions

- **pgr\_maxFlowMinCost - Experimental** - Details of flow and cost on edges.
- **pgr\_maxFlowMinCost\_Cost - Experimental** - Only the Min Cost calculation.

##### Chinese Postman Problem - Family of functions (Experimental)

- **pgr\_chinesePostman - Experimental**
- **pgr\_chinesePostmanCost - Experimental**

##### Coloring - Family of functions

- **pgr\_bipartite -Experimental** - Bipartite graph algorithm using a DFS-based coloring approach.
- **pgr\_edgeColoring - Experimental** - Edge Coloring algorithm using Vizing's theorem.

##### Transformation - Family of functions (Experimental)

- **pgr\_lineGraph - Experimental** - Transformation algorithm for generating a Line Graph.

- **pgr\_lineGraphFull - Experimental** - Transformation algorithm for generating a Line Graph out of each vertex in the input graph.

### Components - Family of functions

- **pgr\_makeConnected - Experimental** - Details of edges to make graph connected.

- **Supported versions: Latest (3.3) 3.2 3.1 3.0**

### Chinese Postman Problem - Family of functions (Experimental)

- **pgr\_chinesePostman - Experimental**
- **pgr\_chinesePostmanCost - Experimental**

- **Supported versions Latest (3.3) 3.2 3.1 3.0**

### pgr\_chinesePostman - Experimental

`pgr_chinesePostman` — Calculates the shortest circuit path which contains every edge in a directed graph and starts and ends on the same vertex.



#### Warning

Possible server crash

- These functions might create a server crash



#### Warning

Experimental functions

- They are not officially of the current release.
- They likely will not be officially be part of the next release:
  - The functions might not make use of ANY-INTEGER and ANY-NUMERICAL
  - Name might change.
  - Signature might change.
  - Functionality might change.
  - pgTap tests might be missing.
  - Might need c/c++ coding.
  - May lack documentation.
  - Documentation if any might need to be rewritten.
  - Documentation examples might need to be automatically generated.
  - Might need a lot of feedback from the community.
  - Might depend on a proposed function of pgRouting
  - Might depend on a deprecated function of pgRouting

### Availability

- Version 3.0.0
  - New **experimental** function

### Description

The main characteristics are:

- Process is done only on edges with **positive** costs.
- Running time:  $\mathcal{O}(E * (E + V * \log V))$
- Graph must be connected.
- Returns `EMPTY SET` on a disconnected graph

### Signatures

```
pgr_chinesePostman(edges_sql)
RETURNS SET OF (seq, node, edge, cost, agg_cost)
OR EMPTY SET
```

### Example:

```

SELECT * FROM pgr_chinesePostman(
'SELECT id,
source, target,
cost, reverse_cost FROM edge_table where id < 17'
);
seq | node | edge | cost | agg_cost
-----+-----+-----+-----+-----
1 | 1 | 1 | 1 | 0
2 | 2 | 4 | 1 | 1
3 | 5 | 4 | 1 | 2
4 | 2 | 4 | 1 | 3
5 | 5 | 7 | 1 | 4
6 | 8 | 6 | 1 | 5
7 | 7 | 6 | 1 | 6
8 | 8 | 7 | 1 | 7
9 | 5 | 8 | 1 | 8
10 | 6 | 8 | 1 | 9
11 | 5 | 10 | 1 | 10
12 | 10 | 10 | 1 | 11
13 | 5 | 10 | 1 | 12
14 | 10 | 14 | 1 | 13
15 | 13 | 14 | 1 | 14
16 | 10 | 12 | 1 | 15
17 | 11 | 13 | 1 | 16
18 | 12 | 15 | 1 | 17
19 | 9 | 9 | 1 | 18
20 | 6 | 9 | 1 | 19
21 | 9 | 15 | 1 | 20
22 | 12 | 15 | 1 | 21
23 | 9 | 16 | 1 | 22
24 | 4 | 3 | 1 | 23
25 | 3 | 5 | 1 | 24
26 | 6 | 11 | 1 | 25
27 | 11 | 13 | 1 | 26
28 | 12 | 15 | 1 | 27
29 | 9 | 16 | 1 | 28
30 | 4 | 16 | 1 | 29
31 | 9 | 16 | 1 | 30
32 | 4 | 3 | 1 | 31
33 | 3 | 2 | 1 | 32
34 | 2 | 1 | 1 | 33
35 | 1 | -1 | 0 | 34
(35 rows)

```

#### Parameters

| Column           | Type | Default | Description                                              |
|------------------|------|---------|----------------------------------------------------------|
| <b>edges_sql</b> | TEXT |         | The edges SQL query as described in <b>Inner query</b> . |

#### Inner query

An Edges SQL that represents a **directed** graph with the following columns

| Column              | Type          | Default | Description                                                                                                                                                                                                      |
|---------------------|---------------|---------|------------------------------------------------------------------------------------------------------------------------------------------------------------------------------------------------------------------|
| <b>id</b>           | ANY-INTEGER   |         | Identifier of the edge.                                                                                                                                                                                          |
| <b>source</b>       | ANY-INTEGER   |         | Identifier of the first end point vertex of the edge.                                                                                                                                                            |
| <b>target</b>       | ANY-INTEGER   |         | Identifier of the second end point vertex of the edge.                                                                                                                                                           |
| <b>cost</b>         | ANY-NUMERICAL |         | Weight of the edge ( <i>source</i> , <i>target</i> ) <ul style="list-style-type: none"> <li>When negative: edge (<i>source</i>, <i>target</i>) does not exist, therefore it's not part of the graph.</li> </ul>  |
| <b>reverse_cost</b> | ANY-NUMERICAL | -1      | Weight of the edge ( <i>target</i> , <i>source</i> ), <ul style="list-style-type: none"> <li>When negative: edge (<i>target</i>, <i>source</i>) does not exist, therefore it's not part of the graph.</li> </ul> |

Where:

#### ANY-INTEGER:

SMALLINT, INTEGER, BIGINT

#### ANY-NUMERICAL:

SMALLINT, INTEGER, BIGINT, REAL, FLOAT

#### Result Columns

Returns set of (seq, node, edge, cost, agg\_cost)

| Column | Type | Description |
|--------|------|-------------|
|--------|------|-------------|

| Column          | Type   | Description                                                                                                                                    |
|-----------------|--------|------------------------------------------------------------------------------------------------------------------------------------------------|
| <b>seq</b>      | INT    | Sequential value starting from <b>1</b> .                                                                                                      |
| <b>node</b>     | BIGINT | Identifier of the node in the path from <code>start_vid</code> to <code>end_vid</code> .                                                       |
| <b>edge</b>     | BIGINT | Identifier of the edge used to go from <code>node</code> to the next node in the path sequence. <code>-1</code> for the last node of the path. |
| <b>cost</b>     | FLOAT  | Cost to traverse from <code>node</code> using <code>edge</code> to the next node in the path sequence.                                         |
| <b>agg_cost</b> | FLOAT  | Aggregate cost from <code>start_v</code> to <code>node</code> .                                                                                |

See Also

- [Chinese Postman Problem - Family of functions \(Experimental\)](#)

## Indices and tables

- [Index](#)
- [Search Page](#)

- **Supported versions: Latest (3.3) 3.2 3.1 3.0**

### pgr\_chinesePostmanCost - Experimental

`pgr_chinesePostmanCost` — Calculates the minimum costs of a circuit path which contains every edge in a directed graph and starts and ends on the same vertex.



#### Warning

Possible server crash

- These functions might create a server crash



#### Warning

Experimental functions

- They are not officially of the current release.
- They likely will not be officially be part of the next release:
  - The functions might not make use of ANY-INTEGER and ANY-NUMERICAL
  - Name might change.
  - Signature might change.
  - Functionality might change.
  - pgTap tests might be missing.
  - Might need c/c++ coding.
  - May lack documentation.
  - Documentation if any might need to be rewritten.
  - Documentation examples might need to be automatically generated.
  - Might need a lot of feedback from the community.
  - Might depend on a proposed function of pgRouting
  - Might depend on a deprecated function of pgRouting

## Availability

- Version 3.0.0
  - New **experimental** function

### Description

The main characteristics are:

- Process is done only on edges with **positive** costs.
- Running time:  $\mathcal{O}(E * (E + V * \log V))$
- Graph must be connected.
- [TBD] Return value when the graph is disconnected

### Signatures

```
pgr_chinesePostmanCost(edges_sql)
RETURNS FLOAT
```

#### Example:

```
SELECT * FROM pgr_chinesePostmanCost(
 'SELECT id,
 source, target,
 cost, reverse_cost FROM edge_table where id < 17'
);
pgr_chinesePostmanCost

34
(1 row)
```

#### Parameters

| Column           | Type | Default | Description                                              |
|------------------|------|---------|----------------------------------------------------------|
| <b>edges_sql</b> | TEXT |         | The edges SQL query as described in <b>Inner query</b> . |

#### Inner query

An Edges SQL that represents a **directed** graph with the following columns

| Column              | Type          | Default | Description                                                                                                                                                                                                    |
|---------------------|---------------|---------|----------------------------------------------------------------------------------------------------------------------------------------------------------------------------------------------------------------|
| <b>id</b>           | ANY-INTEGER   |         | Identifier of the edge.                                                                                                                                                                                        |
| <b>source</b>       | ANY-INTEGER   |         | Identifier of the first end point vertex of the edge.                                                                                                                                                          |
| <b>target</b>       | ANY-INTEGER   |         | Identifier of the second end point vertex of the edge.                                                                                                                                                         |
| <b>cost</b>         | ANY-NUMERICAL |         | Weight of the edge ( <i>source</i> , <i>target</i> ) <ul style="list-style-type: none"><li>When negative: edge (<i>source</i>, <i>target</i>) does not exist, therefore it's not part of the graph.</li></ul>  |
| <b>reverse_cost</b> | ANY-NUMERICAL | -1      | Weight of the edge ( <i>target</i> , <i>source</i> ), <ul style="list-style-type: none"><li>When negative: edge (<i>target</i>, <i>source</i>) does not exist, therefore it's not part of the graph.</li></ul> |

Where:

#### ANY-INTEGER:

SMALLINT, INTEGER, BIGINT

#### ANY-NUMERICAL:

SMALLINT, INTEGER, BIGINT, REAL, FLOAT

#### Result Columns

| Type  | Description                      |
|-------|----------------------------------|
| FLOAT | Minimum costs of a circuit path. |

#### See Also

- Chinese Postman Problem - Family of functions (Experimental)

#### Indices and tables

- Index
- Search Page



#### Warning

Possible server crash

- These functions might create a server crash



#### Warning

Experimental functions

- They are not officially of the current release.
- They likely will not be officially be part of the next release:
  - The functions might not make use of ANY-INTEGER and ANY-NUMERICAL
  - Name might change.
  - Signature might change.
  - Functionality might change.
  - pgTap tests might be missing.
  - Might need c/c++ coding.
  - May lack documentation.
  - Documentation if any might need to be rewritten.
  - Documentation examples might need to be automatically generated.
  - Might need a lot of feedback from the community.
  - Might depend on a proposed function of pgRouting
  - Might depend on a deprecated function of pgRouting

## Description

The main characteristics are:

- Process is done only on edges with **positive** costs.
- Running time:  $\mathcal{O}(E * (E + V * \log V))$
- Graph must be connected.

## Parameters

| Column           | Type | Default | Description                                              |
|------------------|------|---------|----------------------------------------------------------|
| <b>edges_sql</b> | TEXT |         | The edges SQL query as described in <b>Inner query</b> . |

## Inner query

An Edges SQL that represents a **directed** graph with the following columns

| Column              | Type          | Default | Description                                                                                                                                                                                                        |
|---------------------|---------------|---------|--------------------------------------------------------------------------------------------------------------------------------------------------------------------------------------------------------------------|
| <b>id</b>           | ANY-INTEGER   |         | Identifier of the edge.                                                                                                                                                                                            |
| <b>source</b>       | ANY-INTEGER   |         | Identifier of the first end point vertex of the edge.                                                                                                                                                              |
| <b>target</b>       | ANY-INTEGER   |         | Identifier of the second end point vertex of the edge.                                                                                                                                                             |
| <b>cost</b>         | ANY-NUMERICAL |         | Weight of the edge ( <i>source</i> , <i>target</i> ) <ul style="list-style-type: none"> <li>• When negative: edge (<i>source</i>, <i>target</i>) does not exist, therefore it's not part of the graph.</li> </ul>  |
| <b>reverse_cost</b> | ANY-NUMERICAL | -1      | Weight of the edge ( <i>target</i> , <i>source</i> ), <ul style="list-style-type: none"> <li>• When negative: edge (<i>target</i>, <i>source</i>) does not exist, therefore it's not part of the graph.</li> </ul> |

Where:

### ANY-INTEGER:

SMALLINT, INTEGER, BIGINT

### ANY-NUMERICAL:

SMALLINT, INTEGER, BIGINT, REAL, FLOAT

## See Also

## Indices and tables

- [Index](#)
- [Search Page](#)

- **Supported versions:** **Latest (3.3)** **3.2**

Coloring - Family of functions

## Proposed



## Warning



Proposed functions for next mayor release.

- They are not officially in the current release.
- They will likely officially be part of the next mayor release:
  - The functions make use of ANY-INTEGER and ANY-NUMERICAL
  - Name might not change. (But still can)
  - Signature might not change. (But still can)
  - Functionality might not change. (But still can)
  - pgTap tests have being done. But might need more.
  - Documentation might need refinement.

- **pgr\_sequentialVertexColoring - Proposed** - Vertex coloring algorithm using greedy approach.

## Experimental



### Warning

Possible server crash

- These functions might create a server crash



### Warning

Experimental functions

- They are not officially of the current release.
- They likely will not be officially be part of the next release:
  - The functions might not make use of ANY-INTEGER and ANY-NUMERICAL
  - Name might change.
  - Signature might change.
  - Functionality might change.
  - pgTap tests might be missing.
  - Might need c/c++ coding.
  - May lack documentation.
  - Documentation if any might need to be rewritten.
  - Documentation examples might need to be automatically generated.
  - Might need a lot of feedback from the community.
  - Might depend on a proposed function of pgRouting
  - Might depend on a deprecated function of pgRouting

- **pgr\_bipartite -Experimental** - Bipartite graph algorithm using a DFS-based coloring approach.
- **pgr\_edgeColoring - Experimental** - Edge Coloring algorithm using Vizing's theorem.

- **Supported versions: Latest (3.3) 3.2**

## pgr\_sequentialVertexColoring - Proposed

`pgr_sequentialVertexColoring` — Returns the vertex coloring of an undirected graph, using greedy approach.



Boost Graph Inside



### Warning

Proposed functions for next mayor release.

- They are not officially in the current release.
- They will likely officially be part of the next mayor release:
  - The functions make use of ANY-INTEGER and ANY-NUMERICAL
  - Name might not change. (But still can)
  - Signature might not change. (But still can)
  - Functionality might not change. (But still can)
  - pgTap tests have being done. But might need more.

- Documentation might need refinement.

## Availability

- Version 3.3.0
  - Promoted to **proposed** function
- Version 3.2.0
  - New **experimental** function

## Description

Sequential Vertex Coloring algorithm is a graph coloring algorithm in which color identifiers are assigned to the vertices of a graph in a sequential manner, such that no edge connects two identically colored vertices.

## The main Characteristics are:

- The implementation is applicable only for **undirected** graphs.
- Provides the color to be assigned to all the vertices present in the graph.
- Color identifiers values are in the Range  $\{[1, |V|]\}$
- The algorithm tries to assign the least possible color to every vertex.
- Efficient graph coloring is an NP-Hard problem, and therefore, this algorithm does not always produce optimal coloring. It follows a greedy strategy by iterating through all the vertices sequentially, and assigning the smallest possible color that is not used by its neighbors, to each vertex.
- The returned rows are ordered in ascending order of the vertex value.
- Sequential Vertex Coloring Running Time:  $O(|V|*(d + k))$ 
  - where  $|V|$  is the number of vertices,
  - $d$  is the maximum degree of the vertices in the graph,
  - $k$  is the number of colors used.

## Signatures

```
pgr_sequentialVertexColoring(Edges SQL)
```

RETURNS SET OF (vertex\_id, color\_id)  
OR EMPTY SET

## Example:

Graph coloring of pgRouting **Sample Data**

```
SELECT * FROM pgr_sequentialVertexColoring(
 'SELECT id, source, target, cost, reverse_cost FROM edge_table
 ORDER BY id'
);
```

| vertex_id | color_id |
|-----------|----------|
| 1         | 1        |
| 2         | 2        |
| 3         | 1        |
| 4         | 2        |
| 5         | 1        |
| 6         | 2        |
| 7         | 1        |
| 8         | 2        |
| 9         | 1        |
| 10        | 2        |
| 11        | 1        |
| 12        | 2        |
| 13        | 1        |
| 14        | 1        |
| 15        | 2        |
| 16        | 1        |
| 17        | 2        |

(17 rows)

## Parameters

| Parameter        | Type | Description                     |
|------------------|------|---------------------------------|
| <b>Edges SQL</b> | TEXT | Inner query as described below. |

## Inner query

### Edges SQL:

an SQL query of an **undirected** graph, which should return a set of rows with the following columns:

| Column              | Type          | Default | Description                                                                                                                                                                                                       |
|---------------------|---------------|---------|-------------------------------------------------------------------------------------------------------------------------------------------------------------------------------------------------------------------|
| <b>id</b>           | ANY-INTEGER   |         | Identifier of the edge.                                                                                                                                                                                           |
| <b>source</b>       | ANY-INTEGER   |         | Identifier of the first end point vertex of the edge.                                                                                                                                                             |
| <b>target</b>       | ANY-INTEGER   |         | Identifier of the second end point vertex of the edge.                                                                                                                                                            |
| <b>cost</b>         | ANY-NUMERICAL |         | <ul style="list-style-type: none"> <li>When positive: edge (<i>source</i>, <i>target</i>) exist on the graph.</li> <li>When negative: edge (<i>source</i>, <i>target</i>) does not exist on the graph.</li> </ul> |
| <b>reverse_cost</b> | ANY-NUMERICAL | -1      | <ul style="list-style-type: none"> <li>When positive: edge (<i>target</i>, <i>source</i>) exist on the graph.</li> <li>When negative: edge (<i>target</i>, <i>source</i>) does not exist on the graph.</li> </ul> |

Where:

#### ANY-INTEGER:

SMALLINT, INTEGER, BIGINT

#### ANY-NUMERICAL:

SMALLINT, INTEGER, BIGINT, REAL, FLOAT

#### Result Columns

Returns SET OF (*vertex\_id*, *color\_id*)

| Column           | Type   | Description                                                                                                               |
|------------------|--------|---------------------------------------------------------------------------------------------------------------------------|
| <b>vertex_id</b> | BIGINT | Identifier of the vertex.                                                                                                 |
| <b>color_id</b>  | BIGINT | Identifier of the color of the vertex. <ul style="list-style-type: none"> <li>The minimum value of color is 1.</li> </ul> |

#### See Also

- The queries use the **Sample Data** network.
- Boost: Sequential Vertex Coloring algorithm documentation**
- Wikipedia: Graph coloring**

#### Indices and tables

- Index**
- Search Page**

- Supported versions: Latest (3.3) 3.2**

#### pgr\_bipartite -Experimental

`pgr_bipartite` — If graph is bipartite then function returns the vertex id along with color (0 and 1) else it will return an empty set. In particular, the `is_bipartite()` algorithm implemented by Boost.Graph.



Boost Graph Inside



#### Warning

Possible server crash

- These functions might create a server crash



#### Warning

Experimental functions

- They are not officially of the current release.
- They likely will not be officially be part of the next release:
  - The functions might not make use of ANY-INTEGER and ANY-NUMERICAL
  - Name might change.

- Signature might change.
- Functionality might change.
- pgTap tests might be missing.
- Might need c/c++ coding.
- May lack documentation.
- Documentation if any might need to be rewritten.
- Documentation examples might need to be automatically generated.
- Might need a lot of feedback from the community.
- Might depend on a proposed function of pgRouting
- Might depend on a deprecated function of pgRouting

## Availability

- Version 3.2.0
  - New **experimental** function

## Description

A bipartite graph is a graph with two sets of vertices which are connected to each other, but not within themselves. A bipartite graph is possible if the graph coloring is possible using two colors such that vertices in a set are colored with the same color.

## The main Characteristics are:

- The algorithm works in undirected graph only.
- The returned values are not ordered.
- The algorithm checks graph is bipartite or not. If it is bipartite then it returns the node along with two color0 and 1 which represents two different sets.
- If graph is not bipartite then algorithm returns empty set.
- Running time:  $O(V + E)$

## Signatures

pgr\_bipartite(Edges **SQL**)

**RETURNS SET OF** (vertex\_id, color\_id)  
**OR EMPTY SET**

## Example:

The pgr\_bipartite algorithm with and edge\_sql as a parameter when graph is bipartite:

```
SELECT * FROM pgr_bipartite(
 $$SELECT id,source,target,cost,reverse_cost FROM edge_table$$
);
```

| vertex_id | color_id |
|-----------|----------|
| 1         | 0        |
| 2         | 1        |
| 3         | 0        |
| 4         | 1        |
| 5         | 0        |
| 6         | 1        |
| 7         | 0        |
| 8         | 1        |
| 9         | 0        |
| 10        | 1        |
| 11        | 0        |
| 12        | 1        |
| 13        | 0        |
| 14        | 0        |
| 15        | 1        |
| 16        | 0        |
| 17        | 1        |

(17 rows)

## Parameters

| Parameter | Type | Description                     |
|-----------|------|---------------------------------|
| Edges SQL | TEXT | Inner query as described below. |

## Inner query

### Edges SQL:

an SQL query of an **undirected** graph, which should return a set of rows with the following columns:

| Column              | Type          | Default | Description                                                                                                                                                                                                       |
|---------------------|---------------|---------|-------------------------------------------------------------------------------------------------------------------------------------------------------------------------------------------------------------------|
| <b>id</b>           | ANY-INTEGER   |         | Identifier of the edge.                                                                                                                                                                                           |
| <b>source</b>       | ANY-INTEGER   |         | Identifier of the first end point vertex of the edge.                                                                                                                                                             |
| <b>target</b>       | ANY-INTEGER   |         | Identifier of the second end point vertex of the edge.                                                                                                                                                            |
| <b>cost</b>         | ANY-NUMERICAL |         | <ul style="list-style-type: none"> <li>When positive: edge (<i>source</i>, <i>target</i>) exist on the graph.</li> <li>When negative: edge (<i>source</i>, <i>target</i>) does not exist on the graph.</li> </ul> |
| <b>reverse_cost</b> | ANY-NUMERICAL | -1      | <ul style="list-style-type: none"> <li>When positive: edge (<i>target</i>, <i>source</i>) exist on the graph.</li> <li>When negative: edge (<i>target</i>, <i>source</i>) does not exist on the graph.</li> </ul> |

Where:

**ANY-INTEGER:**

SMALLINT, INTEGER, BIGINT

**ANY-NUMERICAL:**

SMALLINT, INTEGER, BIGINT, REAL, FLOAT

**Result Columns**

Returns SET OF (vertex\_id, color\_id)

| Column           | Type   | Description                                                                                                               |
|------------------|--------|---------------------------------------------------------------------------------------------------------------------------|
| <b>vertex_id</b> | BIGINT | Identifier of the vertex.                                                                                                 |
| <b>color_id</b>  | BIGINT | Identifier of the color of the vertex. <ul style="list-style-type: none"> <li>The minimum value of color is 1.</li> </ul> |

**Additional Example**

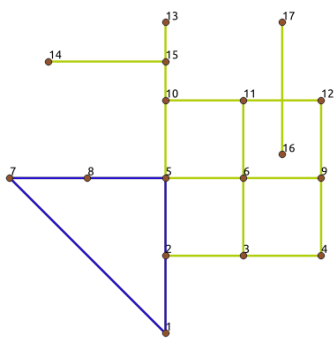
**Example:**

The odd length cyclic graph can not be bipartite.

The following edge will make subgraph with vertices {1, 2, 5, 7, 8} an odd length cyclic graph.

```
INSERT INTO edge_table (source, target, cost, reverse_cost) VALUES
(1, 7, 1, 1);
INSERT 0 1
```

The new graph is not bipartite because it has a odd length cycle of 5 vertices. Edges in blue represent odd length cycle.



```
SELECT * FROM pgr_bipartite(
 $$SELECT id,source,target,cost,reverse_cost FROM edge_table$$
);
vertex_id | color_id
-----+-----
(0 rows)
```

**See Also**

- Boost: is\_bipartite algorithm documentation
- Wikipedia: bipartite graph
- Sample Data network.

**Indices and tables**

- [Index](#)
- [Search Page](#)

- **Supported versions: Latest (3.3)**

#### pgr\_edgeColoring - Experimental

`pgr_edgeColoring` — Returns the edge coloring of an undirected and loop-free (i.e. *no self-loops and no parallel edges*) graph.



Boost Graph Inside



#### Warning

Possible server crash

- These functions might create a server crash



#### Warning

Experimental functions

- They are not officially of the current release.
- They likely will not be officially be part of the next release:
  - The functions might not make use of ANY-INTEGER and ANY-NUMERICAL
  - Name might change.
  - Signature might change.
  - Functionality might change.
  - pgTap tests might be missing.
  - Might need c/c++ coding.
  - May lack documentation.
  - Documentation if any might need to be rewritten.
  - Documentation examples might need to be automatically generated.
  - Might need a lot of feedback from the community.
  - Might depend on a proposed function of pgRouting
  - Might depend on a deprecated function of pgRouting

#### Availability

- Version 3.3.0
  - New **experimental** function

#### Description

Edge Coloring is an algorithm used for coloring of the edges for the vertices in the graph. It is an assignment of colors to the edges of the graph so that no two adjacent edges have the same color.

#### The main Characteristics are:

- The implementation is applicable only for **undirected** and **loop-free** (i.e. *no self-loops and no parallel edges*) graphs.
- Provides the color to be assigned to all the edges present in the graph.
- At most  $\Delta + 1$  colors are used, where  $\Delta$  is the degree of the graph. This is optimal for some graphs, and by Vizing's theorem it uses at most one color more than the optimal for all others.
- It can tell us whether a graph is **Bipartite**. If in a graph, the chromatic number  $\chi'(G)$  i.e. minimum number of colors needed for proper edge coloring of graph is equal to degree  $\Delta$  of the graph, (i.e.  $\chi'(G) = \Delta$ ) then graph is said to be Bipartite. But, the vice-versa is not always true.
- The algorithm tries to assign the least possible color to every edge.
- Efficient graph coloring is an NP-Hard problem, and therefore, this algorithm does not always produce optimal coloring.
- The returned rows are ordered in ascending order of the edge value.
- This algorithm is the fastest known almost-optimal algorithm for edge coloring.
- Edge Coloring Running Time:  $O(|E||V|)$ 
  - where  $|E|$  is the number of edges in the graph,
  - $|V|$  is the number of vertices in the graph.

Signatures

```
pgr_edgeColoring(Edges SQL)

RETURNS SET OF (edge_id, color_id)
OR EMPTY SET
```

**Example:**  
Graph coloring of pgRouting **Sample Data**

```
SELECT * FROM pgr_edgeColoring(
 'SELECT id, source, target, cost, reverse_cost FROM edge_table
 ORDER BY id'
);
 edge_id | color_id
-----+-----
 1 | 3
 2 | 2
 3 | 3
 4 | 4
 5 | 4
 6 | 1
 7 | 2
 8 | 1
 9 | 2
 10 | 5
 11 | 5
 12 | 3
 13 | 2
 14 | 1
 15 | 3
 16 | 1
 17 | 1
 18 | 1
(18 rows)
```

Parameters

| Parameter | Type | Description                     |
|-----------|------|---------------------------------|
| Edges SQL | TEXT | Inner query as described below. |

Inner query

**Edges SQL:**  
an SQL query of an **undirected** graph, which should return a set of rows with the following columns:

| Column       | Type          | Default | Description                                                                                                                                                                                                    |
|--------------|---------------|---------|----------------------------------------------------------------------------------------------------------------------------------------------------------------------------------------------------------------|
| id           | ANY-INTEGER   |         | Identifier of the edge.                                                                                                                                                                                        |
| source       | ANY-INTEGER   |         | Identifier of the first end point vertex of the edge.                                                                                                                                                          |
| target       | ANY-INTEGER   |         | Identifier of the second end point vertex of the edge.                                                                                                                                                         |
| cost         | ANY-NUMERICAL |         | <ul style="list-style-type: none"><li>When positive: edge (<i>source</i>, <i>target</i>) exist on the graph.</li><li>When negative: edge (<i>source</i>, <i>target</i>) does not exist on the graph.</li></ul> |
| reverse_cost | ANY-NUMERICAL | -1      | <ul style="list-style-type: none"><li>When positive: edge (<i>target</i>, <i>source</i>) exist on the graph.</li><li>When negative: edge (<i>target</i>, <i>source</i>) does not exist on the graph.</li></ul> |

Where:

**ANY-INTEGER:**  
SMALLINT, INTEGER, BIGINT  
**ANY-NUMERICAL:**  
SMALLINT, INTEGER, BIGINT, REAL, FLOAT

Result Columns

Returns SET OF (edge\_id, color\_id)

| Column   | Type   | Description                                                                                                           |
|----------|--------|-----------------------------------------------------------------------------------------------------------------------|
| edge_id  | BIGINT | Identifier of the edge.                                                                                               |
| color_id | BIGINT | Identifier of the color of the edge. <ul style="list-style-type: none"><li>The minimum value of color is 1.</li></ul> |

See Also

- The queries use the **Sample Data** network.
- **Boost: Edge Coloring Algorithm documentation**
- **Wikipedia: Graph Coloring**

Indices and tables

- **Index**
- **Search Page**

Parameters

| Parameter | Type | Description                     |
|-----------|------|---------------------------------|
| Edges SQL | TEXT | Inner query as described below. |

Inner query

**Edges SQL:**  
an SQL query of an **undirected** graph, which should return a set of rows with the following columns:

| Column       | Type          | Default | Description                                                                                                                                                                                                        |
|--------------|---------------|---------|--------------------------------------------------------------------------------------------------------------------------------------------------------------------------------------------------------------------|
| id           | ANY-INTEGER   |         | Identifier of the edge.                                                                                                                                                                                            |
| source       | ANY-INTEGER   |         | Identifier of the first end point vertex of the edge.                                                                                                                                                              |
| target       | ANY-INTEGER   |         | Identifier of the second end point vertex of the edge.                                                                                                                                                             |
| cost         | ANY-NUMERICAL |         | <ul style="list-style-type: none"><li>• When positive: edge (<i>source</i>, <i>target</i>) exist on the graph.</li><li>• When negative: edge (<i>source</i>, <i>target</i>) does not exist on the graph.</li></ul> |
| reverse_cost | ANY-NUMERICAL | -1      | <ul style="list-style-type: none"><li>• When positive: edge (<i>target</i>, <i>source</i>) exist on the graph.</li><li>• When negative: edge (<i>target</i>, <i>source</i>) does not exist on the graph.</li></ul> |

Where:

**ANY-INTEGER:**  
SMALLINT, INTEGER, BIGINT  
**ANY-NUMERICAL:**  
SMALLINT, INTEGER, BIGINT, REAL, FLOAT

Result Columns

Returns SET OF (vertex\_id, color\_id)

| Column    | Type   | Description                                                                                                               |
|-----------|--------|---------------------------------------------------------------------------------------------------------------------------|
| vertex_id | BIGINT | Identifier of the vertex.                                                                                                 |
| color_id  | BIGINT | Identifier of the color of the vertex. <ul style="list-style-type: none"><li>• The minimum value of color is 1.</li></ul> |

Returns SET OF (edge\_id, color\_id)

| Column   | Type   | Description                                                                                                             |
|----------|--------|-------------------------------------------------------------------------------------------------------------------------|
| edge_id  | BIGINT | Identifier of the edge.                                                                                                 |
| color_id | BIGINT | Identifier of the color of the edge. <ul style="list-style-type: none"><li>• The minimum value of color is 1.</li></ul> |

See Also

- **Boost: Sequential Vertex Coloring algorithm documentation**
- **Wikipedia: Graph coloring**
- **Boost: is\_bipartite algorithm documentation**
- **Wikipedia: bipartite graph**
- **Boost: Edge Coloring Algorithm documentation**
- **Wikipedia: Graph Coloring**



## Indices and tables

- [Index](#)
- [Search Page](#)
- **Supported versions: Latest (3.3) 3.2 3.1) 3.0**
- **Unsupported versions: 2.6**

## Transformation - Family of functions (Experimental)



### Warning

Possible server crash

- These functions might create a server crash



### Warning

Experimental functions

- They are not officially of the current release.
- They likely will not be officially be part of the next release:
  - The functions might not make use of ANY-INTEGER and ANY-NUMERICAL
  - Name might change.
  - Signature might change.
  - Functionality might change.
  - pgTap tests might be missing.
  - Might need c/c++ coding.
  - May lack documentation.
  - Documentation if any might need to be rewritten.
  - Documentation examples might need to be automatically generated.
  - Might need a lot of feedback from the community.
  - Might depend on a proposed function of pgRouting
  - Might depend on a deprecated function of pgRouting

- **pgr\_lineGraph - Experimental** - Transformation algorithm for generating a Line Graph.
- **pgr\_lineGraphFull - Experimental** - Transformation algorithm for generating a Line Graph out of each vertex in the input graph.

- **Supported versions: Latest (3.3) 3.2 3.1) 3.0**
- **Unsupported versions: 2.6 2.5**

## pgr\_lineGraph - Experimental

`pgr_lineGraph` — Transforms a given graph into its corresponding edge-based graph.



## Boost Graph Inside



### Warning

Possible server crash

- These functions might create a server crash



### Warning

Experimental functions

- They are not officially of the current release.
- They likely will not be officially be part of the next release:
  - The functions might not make use of ANY-INTEGER and ANY-NUMERICAL
  - Name might change.
  - Signature might change.

- Functionality might change.
- pgTap tests might be missing.
- Might need c/c++ coding.
- May lack documentation.
- Documentation if any might need to be rewritten.
- Documentation examples might need to be automatically generated.
- Might need a lot of feedback from the community.
- Might depend on a proposed function of pgRouting
- Might depend on a deprecated function of pgRouting

## Availability

- Version 2.5.0
  - New **Experimental** function

## Description

Given a graph G, its line graph L(G) is a graph such that:

- Each vertex of L(G) represents an edge of G
- Two vertices of L(G) are adjacent if and only if their corresponding edges share a common endpoint in G.

## Signatures

## Summary

```
pgr_lineGraph(edges_sql, directed)
RETURNS SET OF (seq, source, target, cost, reverse_cost)
OR EMPTY SET
```

## Using defaults

```
pgr_lineGraph(edges_sql)
RETURNS SET OF (seq, source, target, cost, reverse_cost) OR EMPTY SET
```

## Example:

For a **directed** graph

```
SELECT * FROM pgr_lineGraph(
 'SELECT id, source, target, cost, reverse_cost FROM edge_table'
);
seq | source | target | cost | reverse_cost
-----+-----+-----+-----+-----
1 | -18 | 18 | 1 | 1
2 | -17 | 17 | 1 | 1
3 | -16 | -3 | 1 | -1
4 | -16 | 16 | 1 | 1
5 | -15 | -9 | 1 | 1
6 | -15 | 15 | 1 | 1
7 | -14 | -10 | 1 | 1
8 | -14 | 12 | 1 | -1
9 | -14 | 14 | 1 | 1
10 | -10 | -7 | 1 | 1
11 | -10 | -4 | 1 | 1
12 | -10 | 8 | 1 | 1
13 | -10 | 10 | 1 | 1
14 | -9 | -8 | 1 | 1
15 | -9 | 9 | 1 | 1
16 | -9 | 11 | 1 | -1
17 | -8 | -7 | 1 | 1
18 | -8 | -4 | 1 | 1
19 | -8 | 8 | 1 | 1
20 | -7 | -6 | 1 | 1
21 | -6 | 6 | 1 | 1
22 | -4 | -1 | 1 | 1
23 | -4 | 4 | 1 | 1
24 | -3 | -2 | 1 | -1
25 | -3 | 5 | 1 | -1
26 | -2 | -1 | 1 | -1
27 | -2 | 4 | 1 | -1
28 | -1 | 1 | 1 | 1
29 | 5 | -8 | 1 | -1
30 | 5 | 9 | 1 | -1
31 | 5 | 11 | 1 | -1
32 | 7 | -7 | 1 | 1
33 | 7 | -4 | 1 | 1
34 | 8 | 11 | 1 | -1
35 | 10 | 12 | 1 | -1
36 | 11 | 13 | 1 | -1
37 | 12 | 13 | 1 | -1
38 | 13 | -15 | 1 | -1
39 | 16 | -9 | 1 | 1
40 | 16 | 15 | 1 | 1
(40 rows)
```

Complete Signature

```
pgr_lineGraph(edges_sql, directed)
RETURNS SET OF (seq, source, target, cost, reverse_cost) OR EMPTY SET
```

**Example:**  
For an **undirected** graph

```
SELECT * FROM pgr_lineGraph(
 'SELECT id, source, target, cost, reverse_cost FROM edge_table',
 FALSE
);
seq | source | target | cost | reverse_cost
-----+-----+-----+-----+-----
1 | -3 | -2 | 1 | -1
2 | -3 | 5 | 1 | -1
3 | -2 | 4 | 1 | -1
4 | 1 | 4 | 1 | -1
5 | 4 | 8 | 1 | -1
6 | 4 | 10 | 1 | -1
7 | 5 | 9 | 1 | -1
8 | 5 | 11 | 1 | -1
9 | 6 | 7 | 1 | -1
10 | 7 | 8 | 1 | -1
11 | 7 | 10 | 1 | -1
12 | 8 | 9 | 1 | -1
13 | 8 | 11 | 1 | -1
14 | 9 | 15 | 1 | -1
15 | 10 | 12 | 1 | -1
16 | 10 | 14 | 1 | -1
17 | 11 | 13 | 1 | -1
18 | 12 | 13 | 1 | -1
19 | 16 | 15 | 1 | -1
(19 rows)
```

Parameters

| Column | Type | Description |
|--------|------|-------------|
|--------|------|-------------|

| Column           | Type    | Description                                                                                                                                                                                         |
|------------------|---------|-----------------------------------------------------------------------------------------------------------------------------------------------------------------------------------------------------|
| <b>edges_sql</b> | TEXT    | SQL query as described above.                                                                                                                                                                       |
| <b>directed</b>  | BOOLEAN | <ul style="list-style-type: none"> <li>When <code>true</code> the graph is considered as <i>Directed</i>.</li> <li>When <code>false</code> the graph is considered as <i>Undirected</i>.</li> </ul> |

Inner query

| Column              | Type          | Default | Description                                                                                                                                                                                                      |
|---------------------|---------------|---------|------------------------------------------------------------------------------------------------------------------------------------------------------------------------------------------------------------------|
| <b>id</b>           | ANY-INTEGER   |         | Identifier of the edge.                                                                                                                                                                                          |
| <b>source</b>       | ANY-INTEGER   |         | Identifier of the first end point vertex of the edge.                                                                                                                                                            |
| <b>target</b>       | ANY-INTEGER   |         | Identifier of the second end point vertex of the edge.                                                                                                                                                           |
| <b>cost</b>         | ANY-NUMERICAL |         | Weight of the edge ( <i>source</i> , <i>target</i> ) <ul style="list-style-type: none"> <li>When negative: edge (<i>source</i>, <i>target</i>) does not exist, therefore it's not part of the graph.</li> </ul>  |
| <b>reverse_cost</b> | ANY-NUMERICAL | -1      | Weight of the edge ( <i>target</i> , <i>source</i> ), <ul style="list-style-type: none"> <li>When negative: edge (<i>target</i>, <i>source</i>) does not exist, therefore it's not part of the graph.</li> </ul> |

Where:

#### ANY-INTEGER:

SMALLINT, INTEGER, BIGINT

#### ANY-NUMERICAL:

SMALLINT, INTEGER, BIGINT, REAL, FLOAT

#### Result Columns

RETURNS SETOF (seq, source, target, cost, reverse\_cost)

| Column              | Type    | Description                                                                                                                                                                                                             |
|---------------------|---------|-------------------------------------------------------------------------------------------------------------------------------------------------------------------------------------------------------------------------|
| <b>seq</b>          | INTEGER | Sequential value starting from <b>1</b> .                                                                                                                                                                               |
| <b>source</b>       | BIGINT  | Identifier of the source vertex of the current edge <i>id</i> . <ul style="list-style-type: none"> <li>When <i>negative</i>: the source is the reverse edge in the original graph.</li> </ul>                           |
| <b>target</b>       | BIGINT  | Identifier of the target vertex of the current edge <i>id</i> . <ul style="list-style-type: none"> <li>When <i>negative</i>: the target is the reverse edge in the original graph.</li> </ul>                           |
| <b>cost</b>         | FLOAT   | Weight of the edge ( <i>source</i> , <i>target</i> ). <ul style="list-style-type: none"> <li>When <i>negative</i>: edge (<i>source</i>, <i>target</i>) does not exist, therefore it's not part of the graph.</li> </ul> |
| <b>reverse_cost</b> | FLOAT   | Weight of the edge ( <i>target</i> , <i>source</i> ). <ul style="list-style-type: none"> <li>When <i>negative</i>: edge (<i>target</i>, <i>source</i>) does not exist, therefore it's not part of the graph.</li> </ul> |

See Also

- [https://en.wikipedia.org/wiki/Line\\_graph](https://en.wikipedia.org/wiki/Line_graph)
- The queries use the **Sample Data** network.

#### Indices and tables

- [Index](#)
- [Search Page](#)

- **Supported versions:** **Latest (3.3)** **3.2** **3.1** **3.0**
- **Unsupported versions:** **2.6**

#### pgr\_lineGraphFull - Experimental

`pgr_lineGraphFull` — Transforms a given graph into a new graph where all of the vertices from the original graph are converted to line graphs.



#### Warning



#### Possible server crash

- These functions might create a server crash



#### Warning

##### Experimental functions

- They are not officially of the current release.
- They likely will not be officially be part of the next release:
  - The functions might not make use of ANY-INTEGER and ANY-NUMERICAL
  - Name might change.
  - Signature might change.
  - Functionality might change.
  - pgTap tests might be missing.
  - Might need c/c++ coding.
  - May lack documentation.
  - Documentation if any might need to be rewritten.
  - Documentation examples might need to be automatically generated.
  - Might need a lot of feedback from the community.
  - Might depend on a proposed function of pgRouting
  - Might depend on a deprecated function of pgRouting

#### Availability

- Version 2.6.0
  - New **Experimental** function

#### Description

`pgr_lineGraphFull`, converts original directed graph to a directed line graph by converting each vertex to a complete graph and keeping all the original edges. The new connecting edges have a cost 0 and go between the adjacent original edges, respecting the directionality.

A possible application of the resulting graph is “**routing with two edge restrictions**”:

- Setting a cost of using the vertex when routing between edges on the connecting edge
- Forbid the routing between two edges by removing the connecting edge

This is possible because each of the intersections (vertices) in the original graph are now complete graphs that have a new edge for each possible turn across that intersection.

The main characteristics are:

- This function is for **directed** graphs.
- Results are undefined when a negative vertex id is used in the input graph.
- Results are undefined when a duplicated edge id is used in the input graph.
- Running time: TBD

#### Signatures

#### Summary

```
pgr_lineGraphFull(edges_sql)
RETURNS SET OF (seq, source, target, cost, edge)
OR EMPTY SET
```

#### Using defaults

```
pgr_lineGraphFull(TEXT edges_sql)
RETURNS SET OF (seq, source, target, cost, edge) OR EMPTY SET
```

#### Example:

Full line graph of subgraph of edges `\{4, 7, 8, 10\}`

```
SELECT * FROM pgr_lineGraphFull(
'SELECT id, source, target, cost, reverse_cost
FROM edge_table
WHERE id IN (4,7,8,10)'
);
seq | source | target | cost | edge
-----+-----+-----+-----+-----
1 | -1 | 5 | 1 | 4
2 | 2 | -1 | 0 | 0
3 | -2 | 2 | 1 | -4
4 | -3 | 8 | 1 | -7
5 | -4 | 6 | 1 | 8
6 | -5 | 10 | 1 | 10
7 | 5 | -2 | 0 | 0
8 | 5 | -3 | 0 | 0
9 | 5 | -4 | 0 | 0
10 | 5 | -5 | 0 | 0
11 | -6 | -2 | 0 | 0
12 | -6 | -3 | 0 | 0
13 | -6 | -4 | 0 | 0
14 | -6 | -5 | 0 | 0
15 | -7 | -2 | 0 | 0
16 | -7 | -3 | 0 | 0
17 | -7 | -4 | 0 | 0
18 | -7 | -5 | 0 | 0
19 | -8 | -2 | 0 | 0
20 | -8 | -3 | 0 | 0
21 | -8 | -4 | 0 | 0
22 | -8 | -5 | 0 | 0
23 | -9 | -6 | 1 | 7
24 | 8 | -9 | 0 | 0
25 | -10 | -7 | 1 | -8
26 | 6 | -10 | 0 | 0
27 | -11 | -8 | 1 | -10
28 | 10 | -11 | 0 | 0
(28 rows)
```

Parameters

| Column | Type | Default | Description                   |
|--------|------|---------|-------------------------------|
| sql    | TEXT |         | SQL query as described above. |

Inner query

| Column       | Type          | Default | Description                                                                                                                                                                                                    |
|--------------|---------------|---------|----------------------------------------------------------------------------------------------------------------------------------------------------------------------------------------------------------------|
| id           | ANY-INTEGER   |         | Identifier of the edge.                                                                                                                                                                                        |
| source       | ANY-INTEGER   |         | Identifier of the first end point vertex of the edge.                                                                                                                                                          |
| target       | ANY-INTEGER   |         | Identifier of the second end point vertex of the edge.                                                                                                                                                         |
| cost         | ANY-NUMERICAL |         | Weight of the edge ( <i>source</i> , <i>target</i> ) <ul style="list-style-type: none"><li>When negative: edge (<i>source</i>, <i>target</i>) does not exist, therefore it's not part of the graph.</li></ul>  |
| reverse_cost | ANY-NUMERICAL | -1      | Weight of the edge ( <i>target</i> , <i>source</i> ), <ul style="list-style-type: none"><li>When negative: edge (<i>target</i>, <i>source</i>) does not exist, therefore it's not part of the graph.</li></ul> |

Where:

**ANY-INTEGER:**  
SMALLINT, INTEGER, BIGINT  
**ANY-NUMERICAL:**  
SMALLINT, INTEGER, BIGINT, REAL, FLOAT

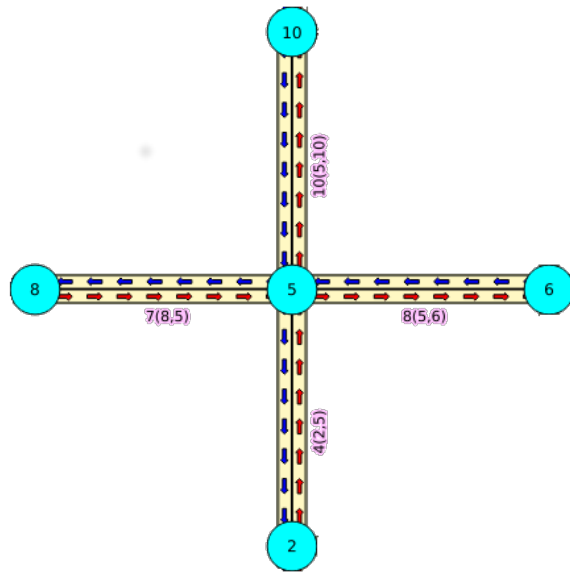
Additional Examples

The examples of this section are based on the **Sample Data** network.  
The examples include the subgraph including edges 4, 7, 8, and 10 with reverse\_cost.

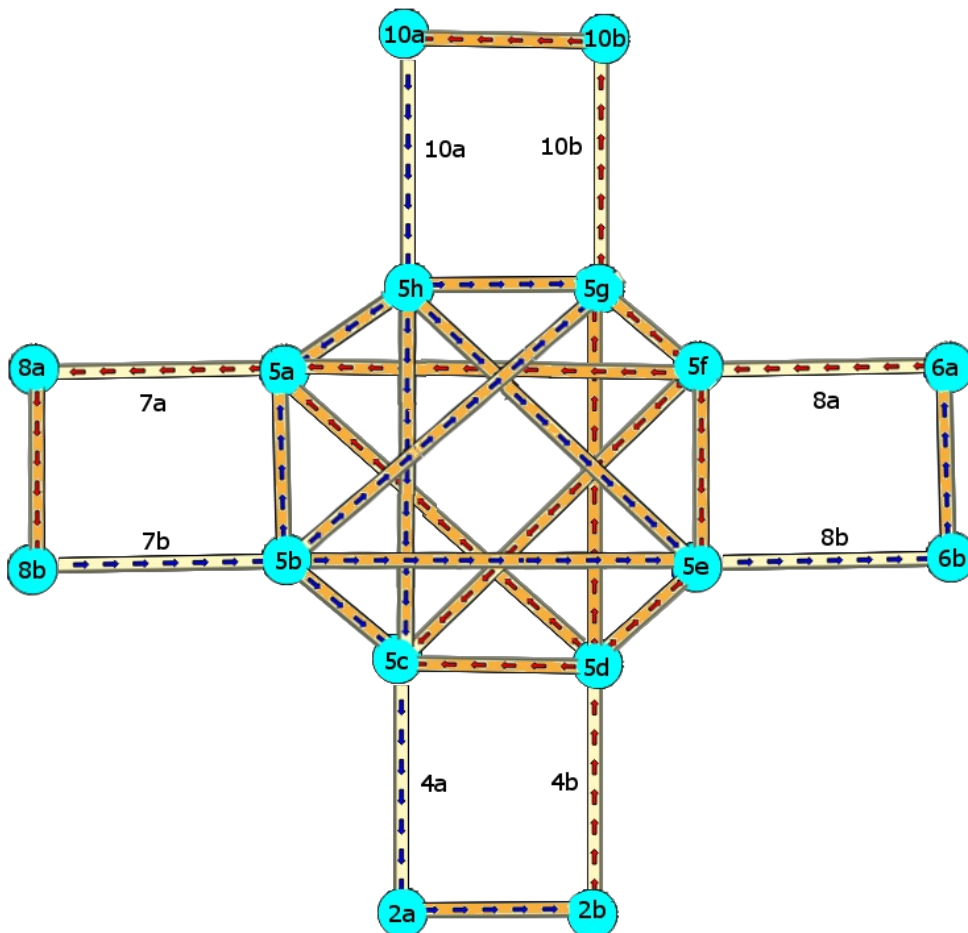
**Example:**  
For generating the LineGraphFull

This example displays how this graph transformation works to create additional edges for each possible turn in a graph.

```
SELECT id, source, target, cost, reverse_cost
FROM edge_table
WHERE id IN (4,7,8,10);
```



```
SELECT * FROM pgr_lineGraphFull('SELECT id,
source,
target,
cost,
reverse_cost
FROM edge_table
WHERE id IN (4,7,8,10)');
```



In the transformed graph, all of the edges from the original graph are still present (yellow), but we now have additional edges for every turn that could be made across vertex 6 (orange).

#### Example:

For creating table that identifies transformed vertices

The vertices in the transformed graph are each created by splitting up the vertices in the original graph. Unless a vertex in the original graph is a leaf vertex, it will generate more than one vertex in the transformed graph. One of the newly created vertices in the transformed graph will be given the same vertex-id as the vertex that it was created from in the original graph, but the rest of the newly created vertices will have negative vertex ids. Following is an example of how to generate a table that maps the ids of the newly created vertices with the original vertex that they were created from

The first step is to store your results graph into a table and then create the vertex mapping table with one row for each distinct vertex id in the results graph.

```
CREATE TABLE lineGraph_edges AS SELECT * FROM pgr_lineGraphFull(
 $$SELECT id, source, target, cost, reverse_cost
 FROM edge_table WHERE id IN (4,7,8,10)$$
);
SELECT 28
CREATE TABLE lineGraph_vertices AS
SELECT *, NULL::BIGINT AS original_id
FROM (SELECT source AS id FROM lineGraph_edges
 UNION
 SELECT target FROM lineGraph_edges) as foo
ORDER BY id;
SELECT 16
```

Next, we set the original\_id of all of the vertices in the results graph that were given the same vertex id as the vertex that it was created from in the original graph.

```
UPDATE lineGraph_vertices AS r
SET original_id = v.id
FROM edge_table_vertices_pgr AS v
WHERE v.id = r.id;
UPDATE 5
```

Then, we cross reference all of the other newly created vertices that do not have the same original\_id and set their original\_id values.



```

WITH
unassignedVertices
AS (SELECT e.id, e.original_id
 FROM lineGraph_vertices AS e
 WHERE original_id IS NOT NULL),
edgesWithUnassignedSource
AS (SELECT *
 FROM lineGraph_edges
 WHERE cost = 0 and source IN (SELECT id FROM unassignedVertices)),
edgesWithUnassignedSourcePlusVertices
AS (SELECT *
 FROM edgesWithUnassignedSource
 JOIN lineGraph_vertices
 ON(source = id)),
verticesFromEdgesWithUnassignedSource
AS (SELECT DISTINCT edgesWithUnassignedSourcePlusVertices.target,
 edgesWithUnassignedSourcePlusVertices.original_id
 FROM edgesWithUnassignedSourcePlusVertices
 JOIN lineGraph_vertices AS r
 ON(target = r.id AND r.original_id IS NULL))
UPDATE lineGraph_vertices
SET original_id = verticesFromEdgesWithUnassignedSource.original_id
FROM verticesFromEdgesWithUnassignedSource
WHERE verticesFromEdgesWithUnassignedSource.target = id;
UPDATE 8
WITH
unassignedVertices
AS (SELECT e.id, e.original_id
 FROM lineGraph_vertices AS e
 WHERE original_id IS NOT NULL),
edgesWithUnassignedTarget
AS (SELECT *
 FROM lineGraph_edges
 WHERE cost = 0 and target IN (SELECT id FROM unassignedVertices)),
edgesWithUnassignedTargetPlusVertices
AS (SELECT *
 FROM edgesWithUnassignedTarget
 JOIN lineGraph_vertices
 ON(target = id)),
verticesFromEdgesWithUnassignedTarget
AS (SELECT DISTINCT edgesWithUnassignedTargetPlusVertices.source,
 edgesWithUnassignedTargetPlusVertices.original_id
 FROM edgesWithUnassignedTargetPlusVertices
 JOIN lineGraph_vertices AS r
 ON(source = r.id AND r.original_id IS NULL))
UPDATE lineGraph_vertices
SET original_id = verticesFromEdgesWithUnassignedTarget.original_id
FROM verticesFromEdgesWithUnassignedTarget
WHERE verticesFromEdgesWithUnassignedTarget.source = id;
UPDATE 3

```

The only vertices left that have not been mapped are a few of the leaf vertices from the original graph. The following sql completes the mapping for these leaf vertices (in the case of this example graph there are no leaf vertices but this is necessary for larger graphs).

```

WITH
 unassignedVertexIds
 AS (SELECT id
 FROM lineGraph_vertices
 WHERE original_id IS NULL),
 edgesWithUnassignedSource
 AS (SELECT source,edge
 FROM lineGraph_edges
 WHERE source IN (SELECT id FROM unassignedVertexIds)),
 originalEdgesWithUnassignedSource
 AS (SELECT id,source
 FROM edge_table
 WHERE id IN (SELECT edge FROM edgesWithUnassignedSource))
UPDATE lineGraph_vertices AS d
 SET original_id = (SELECT source
 FROM originalEdgesWithUnassignedSource
 WHERE originalEdgesWithUnassignedSource.id =
 (SELECT edge
 FROM edgesWithUnassignedSource
 WHERE edgesWithUnassignedSource.source = d.id))
 WHERE id IN (SELECT id FROM unassignedVertexIds);
UPDATE 0
WITH
 unassignedVertexIds
 AS (SELECT id
 FROM lineGraph_vertices
 WHERE original_id IS NULL),
 edgesWithUnassignedTarget
 AS (SELECT target,edge
 FROM lineGraph_edges
 WHERE target IN (SELECT id FROM unassignedVertexIds)),
 originalEdgesWithUnassignedTarget
 AS (SELECT id,target
 FROM edge_table
 WHERE id IN (SELECT edge FROM edgesWithUnassignedTarget))
UPDATE lineGraph_vertices AS d
 SET original_id = (SELECT target
 FROM originalEdgesWithUnassignedTarget
 WHERE originalEdgesWithUnassignedTarget.id =
 (SELECT edge
 FROM edgesWithUnassignedTarget
 WHERE edgesWithUnassignedTarget.target = d.id))
 WHERE id IN (SELECT id FROM unassignedVertexIds);
UPDATE 0

```

Now our vertex mapping table is complete:

```

SELECT * FROM lineGraph_vertices;

```

| id  | original_id |
|-----|-------------|
| 2   | 2           |
| 5   | 5           |
| 6   | 6           |
| 8   | 8           |
| 10  | 10          |
| -11 | 10          |
| -10 | 6           |
| -9  | 8           |
| -5  | 5           |
| -4  | 5           |
| -3  | 5           |
| -2  | 5           |
| -1  | 2           |
| -8  | 5           |
| -7  | 5           |
| -6  | 5           |

(16 rows)

### Example:

For running a dijkstra's shortest path with turn penalties

One use case for this graph transformation is to be able to run a shortest path search that takes into account the cost or limitation of turning. Below is an example of running a dijkstra's shortest path from vertex 2 to vertex 8 in the original graph, while adding a turn penalty cost of 100 to the turn from edge 4 to edge -7.

First we must increase set the cost of making the turn to 100:

```

UPDATE lineGraph_edges
 SET cost = 100
 WHERE source IN (SELECT target
 FROM lineGraph_edges
 WHERE edge = 4) AND target IN (SELECT source
 FROM lineGraph_edges
 WHERE edge = -7);
UPDATE 1

```

Then we must run a dijkstra's shortest path search using all of the vertices in the new graph that were created from vertex 2 as

the starting point, and all of the vertices in the new graph that were created from vertex 8 as the ending point.

```
SELECT * FROM
(SELECT * FROM
 (SELECT * FROM pgr_dijkstra($$SELECT seq AS id, * FROM lineGraph_edges$$,
 (SELECT array_agg(id) FROM lineGraph_vertices where original_id = 2),
 (SELECT array_agg(id) FROM lineGraph_vertices where original_id = 8)
)) as shortestPaths
WHERE start_vid = 2 AND end_vid = 8 AND (cost != 0 OR edge = -1)) as b;
seq | path_seq | start_vid | end_vid | node | edge | cost | agg_cost
-----+-----+-----+-----+-----+-----+-----+-----
29 | 2 | 2 | 8 | -1 | 1 | 1 | 0
31 | 4 | 2 | 8 | -4 | 5 | 1 | 1
33 | 6 | 2 | 8 | -10 | 25 | 1 | 2
35 | 8 | 2 | 8 | -3 | 4 | 1 | 3
36 | 9 | 2 | 8 | 8 | -1 | 0 | 4
(5 rows)
```

Normally the shortest path from vertex 2 to vertex 8 would have an aggregate cost of 2, but since there is a large penalty for making the turn needed to get this cost, the route goes through vertex 6 to avoid this turn.

If you cross reference the node column in the dijkstra results with the vertex id mapping table, this will show you that the path goes from v2 -> v5 -> v6 -> v5 -> v8 in the original graph.

See Also

- [https://en.wikipedia.org/wiki/Line\\_graph](https://en.wikipedia.org/wiki/Line_graph)
- [https://en.wikipedia.org/wiki/Complete\\_graph](https://en.wikipedia.org/wiki/Complete_graph)

## Indices and tables

- [Index](#)
- [Search Page](#)

## Introduction

This family of functions is used for transforming a given input graph  $(G(V,E))$  into a new graph  $(G'(V',E'))$ .

See Also

## Indices and tables

- [Index](#)
- [Search Page](#)

## categories

### Vehicle Routing Functions - Category (Experimental)

- Pickup and delivery problem
  - **pgr\_pickDeliver - Experimental** - Pickup & Delivery using a Cost Matrix
  - **pgr\_pickDeliverEuclidean - Experimental** - Pickup & Delivery with Euclidean distances
- Distribution problem
  - **pgr\_vrpOneDepot - Experimental** - From a single depot, distributes orders
- **Supported versions: Latest (3.2 3.1) 3.0**

### Vehicle Routing Functions - Category (Experimental)



#### Warning

Possible server crash

- These functions might create a server crash



#### Warning

Experimental functions

- They are not officially of the current release.
- They likely will not be officially be part of the next release:

- The functions might not make use of ANY-INTEGER and ANY-NUMERICAL
- Name might change.
- Signature might change.
- Functionality might change.
- pgTap tests might be missing.
- Might need c/c++ coding.
- May lack documentation.
- Documentation if any might need to be rewritten.
- Documentation examples might need to be automatically generated.
- Might need a lot of feedback from the community.
- Might depend on a proposed function of pgRouting
- Might depend on a deprecated function of pgRouting

- Pickup and delivery problem
  - **pgr\_pickDeliver - Experimental** - Pickup & Delivery using a Cost Matrix
  - **pgr\_pickDeliverEuclidean - Experimental** - Pickup & Delivery with Euclidean distances
- Distribution problem
  - **pgr\_vrpOneDepot - Experimental** - From a single depot, distributes orders

## Contents

- **Vehicle Routing Functions - Category (Experimental)**
  - **Introduction**
    - **Characteristics**
  - **Pick & Delivery**
  - **Parameters**
    - **Pick & deliver**
  - **Inner Queries**
    - **Pick & Deliver Orders SQL**
    - **Pick & Deliver Vehicles SQL**
    - **Pick & Deliver Matrix SQL**
  - **Results**
    - **Description of the result (TODO Disussion: Euclidean & Matrix)**
    - **Description of the result (TODO Disussion: Euclidean & Matrix)**
  - **Handling Parameters**
    - **Capacity and Demand Units Handling**
    - **Locations**
    - **Time Handling**
    - **Factor Handling**
  - **See Also**

- **Supported versions: Latest (3.3) 3.2 3.1) 3.0**

### pgr\_pickDeliver - Experimental

pgr\_pickDeliver - Pickup and delivery Vehicle Routing Problem



#### Warning

Possible server crash

- These functions might create a server crash



#### Warning

Experimental functions

- They are not officially of the current release.
- They likely will not be officially be part of the next release:
  - The functions might not make use of ANY-INTEGER and ANY-NUMERICAL
  - Name might change.
  - Signature might change.
  - Functionality might change.
  - pgTap tests might be missing.
  - Might need c/c++ coding.
  - May lack documentation.

- Documentation if any might need to be rewritten.
- Documentation examples might need to be automatically generated.
- Might need a lot of feedback from the community.
- Might depend on a proposed function of pgRouting
- Might depend on a deprecated function of pgRouting

## Availability

- Version 3.0.0
  - New **experimental** function

## Synopsis

Problem: Distribute and optimize the pickup-delivery pairs into a fleet of vehicles.

- Optimization problem is NP-hard.
- pickup and Delivery with time windows.
- All vehicles are equal.
  - Same Starting location.
  - Same Ending location which is the same as Starting location.
  - All vehicles travel at the same speed.
- A customer is for doing a pickup or doing a deliver.
  - has an open time.
  - has a closing time.
  - has a service time.
  - has an (x, y) location.
- There is a customer where to deliver a pickup.
  - travel time between customers is distance / speed
  - pickup and delivery pair is done with the same vehicle.
  - A pickup is done before the delivery.

## Characteristics

- All trucks depart at time 0.
- No multiple time windows for a location.
- Less vehicle used is considered better.
- Less total duration is better.
- Less wait time is better.
- the algorithm will raise an exception when
  - If there is a pickup-deliver pair than violates time window
  - The speed, max\_cycles, ma\_capacity have illegal values
- Six different initial will be optimized - the best solution found will be result

## Signature

```
pgr_pickDeliver(orders_sql, vehicles_sql, matrix_sql [, factor, max_cycles, initial_sol])
RETURNS SET OF (seq, vehicle_number, vehicle_id, stop, order_id, stop_type, cargo,
 travel_time, arrival_time, wait_time, service_time, departure_time)
```

## Parameters

The parameters are:

```
orders_sql, vehicles_sql, matrix_sql [, factor, max_cycles, initial_sol]
```

| Column              | Type    | Default | Description                                                                         |
|---------------------|---------|---------|-------------------------------------------------------------------------------------|
| <b>orders_sql</b>   | TEXT    |         | <b>Pick &amp; Deliver Orders SQL</b> query containing the orders to be processed.   |
| <b>vehicles_sql</b> | TEXT    |         | <b>Pick &amp; Deliver Vehicles SQL</b> query containing the vehicles to be used.    |
| <b>matrix_sql</b>   | TEXT    |         | <b>Pick &amp; Deliver Matrix SQL</b> query containing the distance or travel times. |
| <b>factor</b>       | NUMERIC | 1       | Travel time multiplier. See <b>Factor Handling</b>                                  |
| <b>max_cycles</b>   | INTEGER | 10      | Maximum number of cycles to perform on the optimization.                            |

| Column             | Type    | Default | Description                                                                                                                                                                                                                                                                                                                                             |
|--------------------|---------|---------|---------------------------------------------------------------------------------------------------------------------------------------------------------------------------------------------------------------------------------------------------------------------------------------------------------------------------------------------------------|
| <b>initial_sol</b> | INTEGER | 4       | Initial solution to be used. <ul style="list-style-type: none"> <li>1 One order per truck</li> <li>2 Push front order.</li> <li>3 Push back order.</li> <li>4 Optimize insert.</li> <li>5 Push back order that allows more orders to be inserted at the back</li> <li>6 Push front order that allows more orders to be inserted at the front</li> </ul> |

#### Pick & Deliver Orders SQL

A *SELECT* statement that returns the following columns:

```
id, demand
p_node_id, p_open, p_close, [p_service,]
d_node_id, d_open, d_close, [d_service,]
```

where:

| Column           | Type          | Default | Description                                                 |
|------------------|---------------|---------|-------------------------------------------------------------|
| <b>id</b>        | ANY-INTEGER   |         | Identifier of the pick-delivery order pair.                 |
| <b>demand</b>    | ANY-NUMERICAL |         | Number of units in the order                                |
| <b>p_open</b>    | ANY-NUMERICAL |         | The time, relative to 0, when the pickup location opens.    |
| <b>p_close</b>   | ANY-NUMERICAL |         | The time, relative to 0, when the pickup location closes.   |
| <b>d_service</b> | ANY-NUMERICAL | 0       | The duration of the loading at the pickup location.         |
| <b>d_open</b>    | ANY-NUMERICAL |         | The time, relative to 0, when the delivery location opens.  |
| <b>d_close</b>   | ANY-NUMERICAL |         | The time, relative to 0, when the delivery location closes. |
| <b>d_service</b> | ANY-NUMERICAL | 0       | The duration of the loading at the delivery location.       |

For the non euclidean implementation, the starting and ending identifiers are needed:

| Column           | Type        | Description                                                                            |
|------------------|-------------|----------------------------------------------------------------------------------------|
| <b>p_node_id</b> | ANY-INTEGER | The node identifier of the pickup, must match a node identifier in the matrix table.   |
| <b>d_node_id</b> | ANY-INTEGER | The node identifier of the delivery, must match a node identifier in the matrix table. |

#### Pick & Deliver Vehicles SQL

A *SELECT* statement that returns the following columns:

```
id, capacity
start_node_id, start_open, start_close [, start_service,]
[end_node_id, end_open, end_close, end_service]
```

where:

| Column               | Type          | Default              | Description                                                 |
|----------------------|---------------|----------------------|-------------------------------------------------------------|
| <b>id</b>            | ANY-INTEGER   |                      | Identifier of the pick-delivery order pair.                 |
| <b>capacity</b>      | ANY-NUMERICAL |                      | Number of units in the order                                |
| <b>speed</b>         | ANY-NUMERICAL | 1                    | Average speed of the vehicle.                               |
| <b>start_open</b>    | ANY-NUMERICAL |                      | The time, relative to 0, when the starting location opens.  |
| <b>start_close</b>   | ANY-NUMERICAL |                      | The time, relative to 0, when the starting location closes. |
| <b>start_service</b> | ANY-NUMERICAL | 0                    | The duration of the loading at the starting location.       |
| <b>end_open</b>      | ANY-NUMERICAL | <i>start_open</i>    | The time, relative to 0, when the ending location opens.    |
| <b>end_close</b>     | ANY-NUMERICAL | <i>start_close</i>   | The time, relative to 0, when the ending location closes.   |
| <b>end_service</b>   | ANY-NUMERICAL | <i>start_service</i> | The duration of the loading at the ending location.         |

For the non euclidean implementation, the starting and ending identifiers are needed:

| Column               | Type        | Default | Description                                                                                     |
|----------------------|-------------|---------|-------------------------------------------------------------------------------------------------|
| <b>start_node_id</b> | ANY-INTEGER |         | The node identifier of the starting location, must match a node identifier in the matrix table. |

| Column             | Type            | Default              | Description                                                                                   |
|--------------------|-----------------|----------------------|-----------------------------------------------------------------------------------------------|
| <b>end_node_id</b> | ANY-<br>INTEGER | <i>start_node_id</i> | The node identifier of the ending location, must match a node identifier in the matrix table. |

#### Pick & Deliver Matrix SQL

A *SELECT* statement that returns the following columns:



#### Warning

TODO

Where:

#### ANY-INTEGER:

SMALLINT, INTEGER, BIGINT

#### ANY-NUMERICAL:

SMALLINT, INTEGER, BIGINT, REAL, FLOAT

#### Example

This example use the following data: [TODO](#) put link

```
SELECT * FROM pgr_pickDeliver(
 $$ SELECT * FROM orders ORDER BY id $$,
 $$ SELECT * FROM vehicles ORDER BY id $$,
 $$ SELECT * from pgr_dijkstraCostMatrix(
 'SELECT * FROM edge_table',
 (SELECT array_agg(id) FROM (SELECT p_node_id AS id FROM orders
 UNION
 SELECT d_node_id FROM orders
 UNION
 SELECT start_node_id FROM vehicles) a))
 $$
);
seq | vehicle_seq | vehicle_id | stop_seq | stop_type | stop_id | order_id | cargo | travel_time | arrival_time | wait_time | service_time | departure_time
-----+-----+-----+-----+-----+-----+-----+-----+-----+-----+-----+-----+-----
1 | 1 | 1 | 1 | 1 | 6 | -1 | 0 | 0 | 0 | 0 | 0 | 0
2 | 1 | 1 | 2 | 2 | 5 | 3 | 30 | 1 | 1 | 1 | 3 | 5
3 | 1 | 1 | 3 | 3 | 11 | 3 | 0 | 2 | 7 | 0 | 3 | 10
4 | 1 | 1 | 4 | 2 | 9 | 2 | 20 | 2 | 12 | 0 | 2 | 14
5 | 1 | 1 | 5 | 3 | 4 | 2 | 0 | 1 | 15 | 0 | 3 | 18
6 | 1 | 1 | 6 | 6 | 6 | -1 | 0 | 2 | 20 | 0 | 0 | 20
7 | 2 | 1 | 1 | 1 | 6 | -1 | 0 | 0 | 0 | 0 | 0 | 0
8 | 2 | 1 | 2 | 2 | 3 | 1 | 10 | 3 | 3 | 0 | 3 | 6
9 | 2 | 1 | 3 | 3 | 8 | 1 | 0 | 3 | 9 | 0 | 3 | 12
10 | 2 | 1 | 4 | 6 | 6 | -1 | 0 | 2 | 14 | 0 | 0 | 14
11 | -2 | 0 | 0 | -1 | -1 | -1 | -1 | 16 | -1 | 1 | 17 | 34
(11 rows)
```

#### See Also

- **Vehicle Routing Functions - Category (Experimental)**
- The queries use the **Sample Data** network.

#### Indices and tables

- **Index**
- **Search Page**

- **Supported versions:** **Latest (3.3)** **3.2** current(**3.1**) **3.0**
- **Unsupported versions:** **2.6** **2.5** **2.4** **2.3** **2.2** **2.1**

#### pgr\_pickDeliverEuclidean - Experimental

`pgr_pickDeliverEuclidean` - Pickup and delivery Vehicle Routing Problem



#### Warning

Possible server crash

- These functions might create a server crash



## Warning

### Experimental functions

- They are not officially of the current release.
- They likely will not be officially be part of the next release:
  - The functions might not make use of ANY-INTEGER and ANY-NUMERICAL
  - Name might change.
  - Signature might change.
  - Functionality might change.
  - pgTap tests might be missing.
  - Might need c/c++ coding.
  - May lack documentation.
  - Documentation if any might need to be rewritten.
  - Documentation examples might need to be automatically generated.
  - Might need a lot of feedback from the community.
  - Might depend on a proposed function of pgRouting
  - Might depend on a deprecated function of pgRouting

## Availability

- Version 3.0.0
  - Replaces `pgr_gsoc_vrppdtw`
  - New **experimental** function

## Synopsis

Problem: Distribute and optimize the pickup-delivery pairs into a fleet of vehicles.

- Optimization problem is NP-hard.
- Pickup and Delivery:
  - capacitated
  - with time windows.
- The vehicles
  - have (x, y) start and ending locations.
  - have a start and ending service times.
  - have opening and closing times for the start and ending locations.
- An order is for doing a pickup and a a deliver.
  - has (x, y) pickup and delivery locations.
  - has opening and closing times for the pickup and delivery locations.
  - has a pickup and deliver service times.
- There is a customer where to deliver a pickup.
  - travel time between customers is distance / speed
  - pickup and delivery pair is done with the same vehicle.
  - A pickup is done before the delivery.

## Characteristics

- No multiple time windows for a location.
- Less vehicle used is considered better.
- Less total duration is better.
- Less wait time is better.
- Six different optional different initial solutions
  - the best solution found will be result

## Signature

```
pgr_pickDeliverEuclidean(orders_sql, vehicles_sql [,factor, max_cycles, initial_sol])
RETURNS SET OF (seq, vehicle_seq, vehicle_id, stop_seq, stop_type, order_id,
cargo, travel_time, arrival_time, wait_time, service_time, departure_time)
```

## Parameters

The parameters are:

```
orders_sql, vehicles_sql [,factor, max_cycles, initial_sol]
```

Where:



| Column              | Type    | Default | Description                                                                       |
|---------------------|---------|---------|-----------------------------------------------------------------------------------|
| <b>orders_sql</b>   | TEXT    |         | <b>Pick &amp; Deliver Orders SQL</b> query containing the orders to be processed. |
| <b>vehicles_sql</b> | TEXT    |         | <b>Pick &amp; Deliver Vehicles SQL</b> query containing the vehicles to be used.  |
| <b>factor</b>       | NUMERIC | 1       | (Optional) Travel time multiplier. See <b>Factor Handling</b>                     |
| <b>max_cycles</b>   | INTEGER | 10      | (Optional) Maximum number of cycles to perform on the optimization.               |
| <b>initial_sol</b>  | INTEGER | 4       | (Optional) Initial solution to be used.                                           |

- 1 One order per truck
- 2 Push front order.
- 3 Push back order.
- 4 Optimize insert.
- 5 Push back order that allows more orders to be inserted at the back
- 6 Push front order that allows more orders to be inserted at the front

#### Pick & Deliver Orders SQL

A *SELECT* statement that returns the following columns:

```
id, demand
p_x, p_y, p_open, p_close, [p_service,]
d_x, d_y, d_open, d_close, [d_service,]
```

Where:

| Column           | Type          | Default | Description                                                 |
|------------------|---------------|---------|-------------------------------------------------------------|
| <b>id</b>        | ANY-INTEGER   |         | Identifier of the pick-delivery order pair.                 |
| <b>demand</b>    | ANY-NUMERICAL |         | Number of units in the order                                |
| <b>p_open</b>    | ANY-NUMERICAL |         | The time, relative to 0, when the pickup location opens.    |
| <b>p_close</b>   | ANY-NUMERICAL |         | The time, relative to 0, when the pickup location closes.   |
| <b>d_service</b> | ANY-NUMERICAL | 0       | The duration of the loading at the pickup location.         |
| <b>d_open</b>    | ANY-NUMERICAL |         | The time, relative to 0, when the delivery location opens.  |
| <b>d_close</b>   | ANY-NUMERICAL |         | The time, relative to 0, when the delivery location closes. |
| <b>d_service</b> | ANY-NUMERICAL | 0       | The duration of the loading at the delivery location.       |

For the euclidean implementation, pick up and delivery  $((x,y))$  locations are needed:

| Column     | Type          | Description                                              |
|------------|---------------|----------------------------------------------------------|
| <b>p_x</b> | ANY-NUMERICAL | $\backslash(x\backslash)$ value of the pick up location  |
| <b>p_y</b> | ANY-NUMERICAL | $\backslash(y\backslash)$ value of the pick up location  |
| <b>d_x</b> | ANY-NUMERICAL | $\backslash(x\backslash)$ value of the delivery location |
| <b>d_y</b> | ANY-NUMERICAL | $\backslash(y\backslash)$ value of the delivery location |

#### Pick & Deliver Vehicles SQL

A *SELECT* statement that returns the following columns:

```
id, capacity
start_x, start_y, start_open, start_close [, start_service,]
[end_x, end_y, end_open, end_close, end_service]
```

where:

| Column               | Type          | Default | Description                                                 |
|----------------------|---------------|---------|-------------------------------------------------------------|
| <b>id</b>            | ANY-INTEGER   |         | Identifier of the pick-delivery order pair.                 |
| <b>capacity</b>      | ANY-NUMERICAL |         | Number of units in the order                                |
| <b>speed</b>         | ANY-NUMERICAL | 1       | Average speed of the vehicle.                               |
| <b>start_open</b>    | ANY-NUMERICAL |         | The time, relative to 0, when the starting location opens.  |
| <b>start_close</b>   | ANY-NUMERICAL |         | The time, relative to 0, when the starting location closes. |
| <b>start_service</b> | ANY-NUMERICAL | 0       | The duration of the loading at the starting location.       |

| Column             | Type          | Default              | Description                                               |
|--------------------|---------------|----------------------|-----------------------------------------------------------|
| <b>end_open</b>    | ANY-NUMERICAL | <i>start_open</i>    | The time, relative to 0, when the ending location opens.  |
| <b>end_close</b>   | ANY-NUMERICAL | <i>start_close</i>   | The time, relative to 0, when the ending location closes. |
| <b>end_service</b> | ANY-NUMERICAL | <i>start_service</i> | The duration of the loading at the ending location.       |

For the euclidean implementation, starting and ending  $((x,y))$  locations are needed:

| Column         | Type          | Default        | Description                                           |
|----------------|---------------|----------------|-------------------------------------------------------|
| <b>start_x</b> | ANY-NUMERICAL |                | $x$ value of the coordinate of the starting location. |
| <b>start_y</b> | ANY-NUMERICAL |                | $y$ value of the coordinate of the starting location. |
| <b>end_x</b>   | ANY-NUMERICAL | <i>start_x</i> | $x$ value of the coordinate of the ending location.   |
| <b>end_y</b>   | ANY-NUMERICAL | <i>start_y</i> | $y$ value of the coordinate of the ending location.   |

Description of the result (TODO Disussion: Euclidean & Matrix)

RETURNS SET OF  
 (seq, vehicle\_seq, vehicle\_id, stop\_seq, stop\_type,  
 travel\_time, arrival\_time, wait\_time, service\_time, departure\_time)  
 UNION  
 (summary row)

| Column                | Type    | Description                                                                                                                                                                                           |
|-----------------------|---------|-------------------------------------------------------------------------------------------------------------------------------------------------------------------------------------------------------|
| <b>seq</b>            | INTEGER | Sequential value starting from 1.                                                                                                                                                                     |
| <b>vehicle_seq</b>    | INTEGER | Sequential value starting from 1 for current vehicles. The $n_{th}$ vehicle in the solution.                                                                                                          |
| <b>vehicle_id</b>     | BIGINT  | Current vehicle identifier.                                                                                                                                                                           |
| <b>stop_seq</b>       | INTEGER | Sequential value starting from 1 for the stops made by the current vehicle. The $m_{th}$ stop of the current vehicle.                                                                                 |
| <b>stop_type</b>      | INTEGER | Kind of stop location the vehicle is at: <ul style="list-style-type: none"> <li>1: Starting location</li> <li>2: Pickup location</li> <li>3: Delivery location</li> <li>6: Ending location</li> </ul> |
| <b>order_id</b>       | BIGINT  | Pickup-Delivery order pair identifier. <ul style="list-style-type: none"> <li>-1: When no order is involved on the current stop location.</li> </ul>                                                  |
| <b>cargo</b>          | FLOAT   | Cargo units of the vehicle when leaving the stop.                                                                                                                                                     |
| <b>travel_time</b>    | FLOAT   | Travel time from previous stop_seq to current stop_seq. <ul style="list-style-type: none"> <li>0 When stop_type = 1</li> </ul>                                                                        |
| <b>arrival_time</b>   | FLOAT   | Previous departure_time plus current travel_time.                                                                                                                                                     |
| <b>wait_time</b>      | FLOAT   | Time spent waiting for current location to open.                                                                                                                                                      |
| <b>service_time</b>   | FLOAT   | Service time at current location.                                                                                                                                                                     |
| <b>departure_time</b> | FLOAT   | $(arrival\_time + wait\_time + service\_time)$ . <ul style="list-style-type: none"> <li>When stop_type = 6 has the total_time used for the current vehicle.</li> </ul>                                |

#### Summary Row



#### Warning

TODO: Review the summary

| Column              | Type    | Description                                      |
|---------------------|---------|--------------------------------------------------|
| <b>seq</b>          | INTEGER | Continues the Sequential value                   |
| <b>vehicle_seq</b>  | INTEGER | -2 to indicate is a summary row                  |
| <b>vehicle_id</b>   | BIGINT  | Total Capacity Violations in the solution.       |
| <b>stop_seq</b>     | INTEGER | Total Time Window Violations in the solution.    |
| <b>stop_type</b>    | INTEGER | -1                                               |
| <b>order_id</b>     | BIGINT  | -1                                               |
| <b>cargo</b>        | FLOAT   | -1                                               |
| <b>travel_time</b>  | FLOAT   | total_travel_time The sum of all the travel_time |
| <b>arrival_time</b> | FLOAT   | -1                                               |

| Column                | Type  | Description                                                                                                                      |
|-----------------------|-------|----------------------------------------------------------------------------------------------------------------------------------|
| <b>wait_time</b>      | FLOAT | <i>total_waiting_time</i> The sum of all the <i>wait_time</i>                                                                    |
| <b>service_time</b>   | FLOAT | <i>total_service_time</i> The sum of all the <i>service_time</i>                                                                 |
| <b>departure_time</b> | FLOAT | <i>total_solution_time</i> = $\backslash(\text{total\_travel\_time} + \text{total\_wait\_time} + \text{total\_service\_time})$ . |

Where:

#### ANY-INTEGER:

SMALLINT, INTEGER, BIGINT

#### ANY-NUMERICAL:

SMALLINT, INTEGER, BIGINT, REAL, FLOAT

#### Example

This example use the following data: [TODO put link](#)

```
SELECT * FROM pgr_pickDeliverEuclidean(
 'SELECT * FROM orders ORDER BY id',
 'SELECT * from vehicles'
);
```

| seq | vehicle_seq | vehicle_id | stop_seq | stop_type | order_id | cargo | travel_time   | arrival_time  | wait_time | service_time | departure_time |
|-----|-------------|------------|----------|-----------|----------|-------|---------------|---------------|-----------|--------------|----------------|
| 1   | 1           | 1          | 1        | -1        | 0        | 0     | 0             | 0             | 0         | 0            |                |
| 2   | 1           | 1          | 2        | 2         | 3        | 30    | 1             | 1             | 3         | 5            |                |
| 3   | 1           | 1          | 3        | 3         | 3        | 0     | 1.41421356237 | 6.41421356237 | 0         | 3            | 9.41421356237  |
| 4   | 1           | 1          | 4        | 2         | 2        | 20    | 1.41421356237 | 10.8284271247 | 0         | 2            | 12.8284271247  |
| 5   | 1           | 1          | 5        | 3         | 2        | 0     | 1             | 13.8284271247 | 0         | 3            | 16.8284271247  |
| 6   | 1           | 1          | 6        | 6         | -1       | 0     | 1.41421356237 | 18.2426406871 | 0         | 0            | 18.2426406871  |
| 7   | 2           | 1          | 1        | 1         | -1       | 0     | 0             | 0             | 0         | 0            |                |
| 8   | 2           | 1          | 2        | 2         | 1        | 10    | 1             | 1             | 3         | 5            |                |
| 9   | 2           | 1          | 3        | 3         | 1        | 0     | 2.2360679775  | 7.2360679775  | 0         | 3            | 10.2360679775  |
| 10  | 2           | 1          | 4        | 6         | -1       | 0     | 2             | 12.2360679775 | 0         | 0            | 12.2360679775  |
| 11  | -2          | 0          | 0        | -1        | -1       | -1    | 11.4787086646 | -1            | 2         | 17           | 30.4787086646  |

(11 rows)

#### See Also

- **Vehicle Routing Functions - Category (Experimental)**
- The queries use the **Sample Data** network.

#### Indices and tables

- **Index**
- **Search Page**

- **Supported versions: Latest (3.3) 3.2 3.1 3.0**
- **Unsupported versions: 2.6 2.5 2.4 2.3 2.2 2.1**

#### pgr\_vrpOneDepot - Experimental



#### Warning

Possible server crash

- These functions might create a server crash



#### Warning

Experimental functions

- They are not officially of the current release.
- They likely will not be officially be part of the next release:
  - The functions might not make use of ANY-INTEGER and ANY-NUMERICAL
  - Name might change.
  - Signature might change.
  - Functionality might change.
  - pgTap tests might be missing.
  - Might need c/c++ coding.
  - May lack documentation.
  - Documentation if any might need to be rewritten.

- Documentation examples might need to be automatically generated.
- Might need a lot of feedback from the community.
- Might depend on a proposed function of pgRouting
- Might depend on a deprecated function of pgRouting

## No documentation available

### Availability

- Version 2.1.0
  - New **experimental** function
- TBD**

### Description

- TBD

### Signatures

- TBD

### Parameters

- TBD

### Inner query

- TBD

### Result Columns

- TBD

### Additional Example:

```
BEGIN;
BEGIN
SET client_min_messages TO NOTICE;
SET
SELECT * FROM pgr_vrpOneDepot(
'SELECT * FROM solomon_100_RC_101',
'SELECT * FROM vrp_vehicles',
'SELECT * FROM vrp_distance',
1);
oid | opos | vid | tarrival | tdepart
-----+-----+-----+-----+-----
-1 | 1 | 1 | 0 | 0
7 | 2 | 1 | 0 | 0
9 | 3 | 1 | 0 | 0
8 | 4 | 1 | 0 | 0
6 | 5 | 1 | 0 | 0
5 | 6 | 1 | 0 | 0
4 | 7 | 1 | 0 | 0
2 | 8 | 1 | 0 | 0
6 | 9 | 1 | 40 | 51
8 | 10 | 1 | 62 | 89
9 | 11 | 1 | 94 | 104
7 | 12 | 1 | 110 | 120
4 | 13 | 1 | 131 | 141
2 | 14 | 1 | 144 | 155
5 | 15 | 1 | 162 | 172
-1 | 16 | 1 | 208 | 208
-1 | 1 | 2 | 0 | 0
10 | 2 | 2 | 0 | 0
11 | 3 | 2 | 0 | 0
10 | 4 | 2 | 34 | 101
11 | 5 | 2 | 106 | 129
-1 | 6 | 2 | 161 | 161
-1 | 1 | 3 | 0 | 0
3 | 2 | 3 | 0 | 0
3 | 3 | 3 | 31 | 60
-1 | 4 | 3 | 91 | 91
-1 | 0 | 0 | -1 | 460
(27 rows)

ROLLBACK;
ROLLBACK
```

### Data

```

DROP TABLE IF EXISTS solomon_100_RC_101 cascade;
CREATE TABLE solomon_100_RC_101 (
 id integer NOT NULL PRIMARY KEY,
 order_unit integer,
 open_time integer,
 close_time integer,
 service_time integer,
 x float8,
 y float8
);

INSERT INTO solomon_100_RC_101 (id, x, y, order_unit, open_time, close_time, service_time) VALUES
(1, 40.000000, 50.000000, 0, 0, 240, 0),
(2, 25.000000, 85.000000, 20, 145, 175, 10),
(3, 22.000000, 75.000000, 30, 50, 80, 10),
(4, 22.000000, 85.000000, 10, 109, 139, 10),
(5, 20.000000, 80.000000, 40, 141, 171, 10),
(6, 20.000000, 85.000000, 20, 41, 71, 10),
(7, 18.000000, 75.000000, 20, 95, 125, 10),
(8, 15.000000, 75.000000, 20, 79, 109, 10),
(9, 15.000000, 80.000000, 10, 91, 121, 10),
(10, 10.000000, 35.000000, 20, 91, 121, 10),
(11, 10.000000, 40.000000, 30, 119, 149, 10);

DROP TABLE IF EXISTS vrp_vehicles cascade;
CREATE TABLE vrp_vehicles (
 vehicle_id integer not null primary key,
 capacity integer,
 case_no integer
);

INSERT INTO vrp_vehicles (vehicle_id, capacity, case_no) VALUES
(1, 200, 5),
(2, 200, 5),
(3, 200, 5);

DROP TABLE IF EXISTS vrp_distance cascade;
WITH
the_matrix_info AS (
 SELECT A.id AS src_id, B.id AS dest_id, sqrt((a.x - b.x) * (a.x - b.x) + (a.y - b.y) * (a.y - b.y)) AS cost
 FROM solomon_100_rc_101 AS A, solomon_100_rc_101 AS B WHERE A.id != B.id
)
SELECT src_id, dest_id, cost, cost AS distance, cost AS travelttime
INTO vrp_distance
FROM the_matrix_info;

```

See Also

- [https://en.wikipedia.org/wiki/Vehicle\\_routing\\_problem](https://en.wikipedia.org/wiki/Vehicle_routing_problem)

## Indices and tables

- **Index**
- **Search Page**

## Introduction

Vehicle Routing Problems *VRP* are **NP-hard** optimization problem, it generalises the travelling salesman problem (TSP).

- The objective of the VRP is to minimize the total route cost.
- There are several variants of the VRP problem,

**pgRouting does not try to implement all variants.**

## Characteristics

- Capacitated Vehicle Routing Problem *CVRP* where The vehicles have limited carrying capacity of the goods.
- Vehicle Routing Problem with Time Windows *VRPTW* where the locations have time windows within which the vehicle's visits must be made.
- Vehicle Routing Problem with Pickup and Delivery *VRPPD* where a number of goods need to be moved from certain pickup locations to other delivery locations.

## Limitations

- No multiple time windows for a location.
- Less vehicle used is considered better.
- Less total duration is better.
- Less wait time is better.

## Pick & Delivery

Problem: **CVRPPDTW** Capacitated Pick and Delivery Vehicle Routing problem with Time Windows

- Times are relative to 0
- The vehicles
  - have start and ending service duration times.
  - have opening and closing times for the start and ending locations.
  - have a capacity.
- The orders
  - Have pick up and delivery locations.
  - Have opening and closing times for the pickup and delivery locations.
  - Have pickup and delivery duration service times.
  - have a demand request for moving goods from the pickup location to the delivery location.
- Time based calculations:
  - Travel time between customers is  $\lfloor (\text{distance} / \text{speed}) \rfloor$
  - Pickup and delivery order pair is done by the same vehicle.
  - A pickup is done before the delivery.

## Parameters

### Pick & deliver

Both implementations use the following same parameters:

| Column              | Type    | Default | Description                                                                       |
|---------------------|---------|---------|-----------------------------------------------------------------------------------|
| <b>orders_sql</b>   | TEXT    |         | <b>Pick &amp; Deliver Orders SQL</b> query containing the orders to be processed. |
| <b>vehicles_sql</b> | TEXT    |         | <b>Pick &amp; Deliver Vehicles SQL</b> query containing the vehicles to be used.  |
| <b>factor</b>       | NUMERIC | 1       | (Optional) Travel time multiplier. See <b>Factor Handling</b>                     |
| <b>max_cycles</b>   | INTEGER | 10      | (Optional) Maximum number of cycles to perform on the optimization.               |
| <b>initial_sol</b>  | INTEGER | 4       | (Optional) Initial solution to be used.                                           |

- **1** One order per truck
- **2** Push front order.
- **3** Push back order.
- **4** Optimize insert.
- **5** Push back order that allows more orders to be inserted at the back
- **6** Push front order that allows more orders to be inserted at the front

The non euclidean implementation, additionally has:

| Column            | Type | Description                                                                         |
|-------------------|------|-------------------------------------------------------------------------------------|
| <b>matrix_sql</b> | TEXT | <b>Pick &amp; Deliver Matrix SQL</b> query containing the distance or travel times. |

### Inner Queries

- **Pick & Deliver Orders SQL**
- **Pick & Deliver Vehicles SQL**
- **Pick & Deliver Matrix SQL**

### return columns

- **Description of return columns**
- **Description of the return columns for Euclidean version**

### Pick & Deliver Orders SQL

In general, the columns for the orders SQL is the same in both implementation of pick and delivery:

| Column           | Type          | Default | Description                                                |
|------------------|---------------|---------|------------------------------------------------------------|
| <b>id</b>        | ANY-INTEGER   |         | Identifier of the pick-delivery order pair.                |
| <b>demand</b>    | ANY-NUMERICAL |         | Number of units in the order                               |
| <b>p_open</b>    | ANY-NUMERICAL |         | The time, relative to 0, when the pickup location opens.   |
| <b>p_close</b>   | ANY-NUMERICAL |         | The time, relative to 0, when the pickup location closes.  |
| <b>d_service</b> | ANY-NUMERICAL | 0       | The duration of the loading at the pickup location.        |
| <b>d_open</b>    | ANY-NUMERICAL |         | The time, relative to 0, when the delivery location opens. |

| Column           | Type          | Default | Description                                                 |
|------------------|---------------|---------|-------------------------------------------------------------|
| <b>d_close</b>   | ANY-NUMERICAL |         | The time, relative to 0, when the delivery location closes. |
| <b>d_service</b> | ANY-NUMERICAL | 0       | The duration of the loading at the delivery location.       |

For the non euclidean implementation, the starting and ending identifiers are needed:

| Column           | Type        | Description                                                                            |
|------------------|-------------|----------------------------------------------------------------------------------------|
| <b>p_node_id</b> | ANY-INTEGER | The node identifier of the pickup, must match a node identifier in the matrix table.   |
| <b>d_node_id</b> | ANY-INTEGER | The node identifier of the delivery, must match a node identifier in the matrix table. |

For the euclidean implementation, pick up and delivery  $((x,y))$  locations are needed:

| Column     | Type          | Description                            |
|------------|---------------|----------------------------------------|
| <b>p_x</b> | ANY-NUMERICAL | $((x))$ value of the pick up location  |
| <b>p_y</b> | ANY-NUMERICAL | $((y))$ value of the pick up location  |
| <b>d_x</b> | ANY-NUMERICAL | $((x))$ value of the delivery location |
| <b>d_y</b> | ANY-NUMERICAL | $((y))$ value of the delivery location |

#### Pick & Deliver Vehicles SQL

In general, the columns for the vehicles\_sql is the same in both implementation of pick and delivery:

| Column               | Type          | Default              | Description                                                 |
|----------------------|---------------|----------------------|-------------------------------------------------------------|
| <b>id</b>            | ANY-INTEGER   |                      | Identifier of the pick-delivery order pair.                 |
| <b>capacity</b>      | ANY-NUMERICAL |                      | Number of units in the order                                |
| <b>speed</b>         | ANY-NUMERICAL | 1                    | Average speed of the vehicle.                               |
| <b>start_open</b>    | ANY-NUMERICAL |                      | The time, relative to 0, when the starting location opens.  |
| <b>start_close</b>   | ANY-NUMERICAL |                      | The time, relative to 0, when the starting location closes. |
| <b>start_service</b> | ANY-NUMERICAL | 0                    | The duration of the loading at the starting location.       |
| <b>end_open</b>      | ANY-NUMERICAL | <i>start_open</i>    | The time, relative to 0, when the ending location opens.    |
| <b>end_close</b>     | ANY-NUMERICAL | <i>start_close</i>   | The time, relative to 0, when the ending location closes.   |
| <b>end_service</b>   | ANY-NUMERICAL | <i>start_service</i> | The duration of the loading at the ending location.         |

For the non euclidean implementation, the starting and ending identifiers are needed:

| Column               | Type        | Default              | Description                                                                                     |
|----------------------|-------------|----------------------|-------------------------------------------------------------------------------------------------|
| <b>start_node_id</b> | ANY-INTEGER |                      | The node identifier of the starting location, must match a node identifier in the matrix table. |
| <b>end_node_id</b>   | ANY-INTEGER | <i>start_node_id</i> | The node identifier of the ending location, must match a node identifier in the matrix table.   |

For the euclidean implementation, starting and ending  $((x,y))$  locations are needed:

| Column         | Type          | Default        | Description                                               |
|----------------|---------------|----------------|-----------------------------------------------------------|
| <b>start_x</b> | ANY-NUMERICAL |                | $((x))$ value of the coordinate of the starting location. |
| <b>start_y</b> | ANY-NUMERICAL |                | $((y))$ value of the coordinate of the starting location. |
| <b>end_x</b>   | ANY-NUMERICAL | <i>start_x</i> | $((x))$ value of the coordinate of the ending location.   |
| <b>end_y</b>   | ANY-NUMERICAL | <i>start_y</i> | $((y))$ value of the coordinate of the ending location.   |

#### Pick & Deliver Matrix SQL



#### Warning

TODO

#### Results

Description of the result (TODO Disussion: Euclidean & Matrix)

RETURNS SET OF  
 (seq, vehicle\_seq, vehicle\_id, stop\_seq, stop\_type,  
 travel\_time, arrival\_time, wait\_time, service\_time, departure\_time)  
 UNION  
 (summary row)

| Column                | Type    | Description                                                                                                                                                                                           |
|-----------------------|---------|-------------------------------------------------------------------------------------------------------------------------------------------------------------------------------------------------------|
| <b>seq</b>            | INTEGER | Sequential value starting from <b>1</b> .                                                                                                                                                             |
| <b>vehicle_seq</b>    | INTEGER | Sequential value starting from <b>1</b> for current vehicles. The $(n_{th})$ vehicle in the solution.                                                                                                 |
| <b>vehicle_id</b>     | BIGINT  | Current vehicle identifier.                                                                                                                                                                           |
| <b>stop_seq</b>       | INTEGER | Sequential value starting from <b>1</b> for the stops made by the current vehicle. The $(m_{th})$ stop of the current vehicle.                                                                        |
| <b>stop_type</b>      | INTEGER | Kind of stop location the vehicle is at: <ul style="list-style-type: none"> <li>1: Starting location</li> <li>2: Pickup location</li> <li>3: Delivery location</li> <li>6: Ending location</li> </ul> |
| <b>order_id</b>       | BIGINT  | Pickup-Delivery order pair identifier. <ul style="list-style-type: none"> <li>-1: When no order is involved on the current stop location.</li> </ul>                                                  |
| <b>cargo</b>          | FLOAT   | Cargo units of the vehicle when leaving the stop.                                                                                                                                                     |
| <b>travel_time</b>    | FLOAT   | Travel time from previous <code>stop_seq</code> to current <code>stop_seq</code> . <ul style="list-style-type: none"> <li>0 When <code>stop_type = 1</code></li> </ul>                                |
| <b>arrival_time</b>   | FLOAT   | Previous <code>departure_time</code> plus current <code>travel_time</code> .                                                                                                                          |
| <b>wait_time</b>      | FLOAT   | Time spent waiting for current <code>location</code> to open.                                                                                                                                         |
| <b>service_time</b>   | FLOAT   | Service time at current <code>location</code> .                                                                                                                                                       |
| <b>departure_time</b> | FLOAT   | $(arrival\_time + wait\_time + service\_time)$ . <ul style="list-style-type: none"> <li>When <code>stop_type = 6</code> has the <i>total_time</i> used for the current vehicle.</li> </ul>            |

#### Summary Row



#### Warning

TODO: Review the summary

| Column                | Type    | Description                                                                                       |
|-----------------------|---------|---------------------------------------------------------------------------------------------------|
| <b>seq</b>            | INTEGER | Continues the Sequential value                                                                    |
| <b>vehicle_seq</b>    | INTEGER | -2 to indicate is a summary row                                                                   |
| <b>vehicle_id</b>     | BIGINT  | <i>Total Capacity Violations</i> in the solution.                                                 |
| <b>stop_seq</b>       | INTEGER | <i>Total Time Window Violations</i> in the solution.                                              |
| <b>stop_type</b>      | INTEGER | -1                                                                                                |
| <b>order_id</b>       | BIGINT  | -1                                                                                                |
| <b>cargo</b>          | FLOAT   | -1                                                                                                |
| <b>travel_time</b>    | FLOAT   | <i>total_travel_time</i> The sum of all the <i>travel_time</i>                                    |
| <b>arrival_time</b>   | FLOAT   | -1                                                                                                |
| <b>wait_time</b>      | FLOAT   | <i>total_waiting_time</i> The sum of all the <i>wait_time</i>                                     |
| <b>service_time</b>   | FLOAT   | <i>total_service_time</i> The sum of all the <i>service_time</i>                                  |
| <b>departure_time</b> | FLOAT   | <i>total_solution_time</i> = $(total\_travel\_time + total\_wait\_time + total\_service\_time)$ . |

Description of the result (TODO Disussion: Euclidean & Matrix)

RETURNS SET OF  
 (seq, vehicle\_seq, vehicle\_id, stop\_seq, stop\_type,  
 travel\_time, arrival\_time, wait\_time, service\_time, departure\_time)  
 UNION  
 (summary row)

| Column             | Type    | Description                                                                                           |
|--------------------|---------|-------------------------------------------------------------------------------------------------------|
| <b>seq</b>         | INTEGER | Sequential value starting from <b>1</b> .                                                             |
| <b>vehicle_seq</b> | INTEGER | Sequential value starting from <b>1</b> for current vehicles. The $(n_{th})$ vehicle in the solution. |
| <b>vehicle_id</b>  | BIGINT  | Current vehicle identifier.                                                                           |



| Column                | Type    | Description                                                                                                                                                                                                                       |
|-----------------------|---------|-----------------------------------------------------------------------------------------------------------------------------------------------------------------------------------------------------------------------------------|
| <b>stop_seq</b>       | INTEGER | Sequential value starting from <b>1</b> for the stops made by the current vehicle. The $m_{th}$ stop of the current vehicle.                                                                                                      |
| <b>stop_type</b>      | INTEGER | Kind of stop location the vehicle is at: <ul style="list-style-type: none"> <li><b>1</b>: Starting location</li> <li><b>2</b>: Pickup location</li> <li><b>3</b>: Delivery location</li> <li><b>6</b>: Ending location</li> </ul> |
| <b>order_id</b>       | BIGINT  | Pickup-Delivery order pair identifier. <ul style="list-style-type: none"> <li><b>-1</b>: When no order is involved on the current stop location.</li> </ul>                                                                       |
| <b>cargo</b>          | FLOAT   | Cargo units of the vehicle when leaving the stop.                                                                                                                                                                                 |
| <b>travel_time</b>    | FLOAT   | Travel time from previous <b>stop_seq</b> to current <b>stop_seq</b> . <ul style="list-style-type: none"> <li><b>0</b> When <b>stop_type = 1</b></li> </ul>                                                                       |
| <b>arrival_time</b>   | FLOAT   | Previous <b>departure_time</b> plus current <b>travel_time</b> .                                                                                                                                                                  |
| <b>wait_time</b>      | FLOAT   | Time spent waiting for current <i>location</i> to open.                                                                                                                                                                           |
| <b>service_time</b>   | FLOAT   | Service time at current <i>location</i> .                                                                                                                                                                                         |
| <b>departure_time</b> | FLOAT   | $(arrival\_time + wait\_time + service\_time)$ . <ul style="list-style-type: none"> <li>When <b>stop_type = 6</b> has the <i>total_time</i> used for the current vehicle.</li> </ul>                                              |

### Summary Row



#### Warning

TODO: Review the summary

| Column                | Type    | Description                                                                                       |
|-----------------------|---------|---------------------------------------------------------------------------------------------------|
| <b>seq</b>            | INTEGER | Continues the Sequential value                                                                    |
| <b>vehicle_seq</b>    | INTEGER | <b>-2</b> to indicate is a summary row                                                            |
| <b>vehicle_id</b>     | BIGINT  | <i>Total Capacity Violations</i> in the solution.                                                 |
| <b>stop_seq</b>       | INTEGER | <i>Total Time Window Violations</i> in the solution.                                              |
| <b>stop_type</b>      | INTEGER | <b>-1</b>                                                                                         |
| <b>order_id</b>       | BIGINT  | <b>-1</b>                                                                                         |
| <b>cargo</b>          | FLOAT   | <b>-1</b>                                                                                         |
| <b>travel_time</b>    | FLOAT   | <i>total_travel_time</i> The sum of all the <i>travel_time</i>                                    |
| <b>arrival_time</b>   | FLOAT   | <b>-1</b>                                                                                         |
| <b>wait_time</b>      | FLOAT   | <i>total_waiting_time</i> The sum of all the <i>wait_time</i>                                     |
| <b>service_time</b>   | FLOAT   | <i>total_service_time</i> The sum of all the <i>service_time</i>                                  |
| <b>departure_time</b> | FLOAT   | <i>total_solution_time</i> = $(total\_travel\_time + total\_wait\_time + total\_service\_time)$ . |

Where:

#### ANY-INTEGER:

SMALLINT, INTEGER, BIGINT

#### ANY-NUMERICAL:

SMALLINT, INTEGER, BIGINT, REAL, FLOAT

### Handling Parameters

To define a problem, several considerations have to be done, to get consistent results. This section gives an insight of how parameters are to be considered.

- Capacity and Demand Units Handling
- Locations
- Time Handling
- Factor Handling

#### Capacity and Demand Units Handling

The *capacity* of a vehicle, can be measured in:

- Volume units like  $(m^3)$ .

- Area units like  $\text{m}^2$  (when no stacking is allowed).
- Weight units like  $\text{kg}$ .
- Number of boxes that fit in the vehicle.
- Number of seats in the vehicle

The *demand* request of the pickup-deliver orders must use the same units as the units used in the vehicle's *capacity*.

To handle problems like: 10 (equal dimension) boxes of apples and 5 kg of feathers that are to be transported (not packed in boxes).

If the vehicle's *capacity* is measured by *boxes*, a conversion of *kg of feathers to equivalent number of boxes* is needed. If the vehicle's *capacity* is measured by *kg*, a conversion of *box of apples to equivalent number of kg* is needed.

Showing how the 2 possible conversions can be done

Let: -  $f\_boxes$ : number of boxes that would be used for 1 kg of feathers. -  $a\_weight$ : weight of 1 box of apples.

| Capacity Units | apples           | feathers               |
|----------------|------------------|------------------------|
| boxes          | 10               | $\frac{5}{f\_boxes} *$ |
| kg             | $10 * a\_weight$ | 5                      |

#### Locations

- When using the Euclidean signatures:
  - The vehicles have  $((x, y))$  pairs for start and ending locations.
  - The orders Have  $((x, y))$  pairs for pickup and delivery locations.
- When using a matrix:
  - The vehicles have identifiers for the start and ending locations.
  - The orders have identifiers for the pickup and delivery locations.
  - All the identifiers are indices to the given matrix.

#### Time Handling

The times are relative to 0

Suppose that a vehicle's driver starts the shift at 9:00 am and ends the shift at 4:30 pm and the service time duration is 10 minutes with 30 seconds.

All time units have to be converted

| Meaning of 0 | time units | 9:00 am        | 4:30 pm           | 10 min 30 secs            |
|--------------|------------|----------------|-------------------|---------------------------|
| 0:00 am      | hours      | 9              | 16.5              | $\frac{10.5}{60} = 0.175$ |
| 9:00 am      | hours      | 0              | 7.5               | $\frac{10.5}{60} = 0.175$ |
| 0:00 am      | minutes    | $9 * 60 = 540$ | $16.5 * 60 = 990$ | 10.5                      |
| 9:00 am      | minutes    | 0              | $7.5 * 60 = 450$  | 10.5                      |

#### Factor Handling



#### Warning

TODO

#### See Also

- [https://en.wikipedia.org/wiki/Vehicle\\_routing\\_problem](https://en.wikipedia.org/wiki/Vehicle_routing_problem)
- The queries use the **Sample Data** network.

#### Indices and tables

- **Index**
- **Search Page**

#### Not classified

- **pgr\_bellmanFord - Experimental**
- **pgr\_binaryBreadthFirstSearch - Experimental**
- **pgr\_breadthFirstSearch - Experimental**

- **pgr\_dagShortestPath - Experimental**
- **pgr\_edwardMoore - Experimental**
- **pgr\_isPlanar - Experimental**
- **pgr\_stoerWagner - Experimental**
- **pgr\_topologicalSort - Experimental**
- **pgr\_transitiveClosure - Experimental**
- **pgr\_turnRestrictedPath - Experimental**
- **pgr\_lengauerTarjanDominatorTree -Experimental**

- **Supported versions: Latest (3.3) 3.2 3.1 3.0**

**pgr\_bellmanFord - Experimental**

**pgr\_bellmanFord** — Returns the shortest path(s) using Bellman-Ford algorithm. In particular, the Bellman-Ford algorithm implemented by Boost.Graph.



Boost Graph Inside



#### Warning

Possible server crash

- These functions might create a server crash



#### Warning

Experimental functions

- They are not officially of the current release.
- They likely will not be officially be part of the next release:
  - The functions might not make use of ANY-INTEGER and ANY-NUMERICAL
  - Name might change.
  - Signature might change.
  - Functionality might change.
  - pgTap tests might be missing.
  - Might need c/c++ coding.
  - May lack documentation.
  - Documentation if any might need to be rewritten.
  - Documentation examples might need to be automatically generated.
  - Might need a lot of feedback from the community.
  - Might depend on a proposed function of pgRouting
  - Might depend on a deprecated function of pgRouting

#### Availability

- Version 3.2.0
  - New **experimental** function:
    - **pgr\_bellmanFord(Combinations)**
- Version 3.0.0
  - New **experimental** function

#### Description

Bellman-Ford's algorithm, is named after Richard Bellman and Lester Ford, who first published it in 1958 and 1956, respectively. It is a graph search algorithm that computes shortest paths from a starting vertex (**start\_vid**) to an ending vertex (**end\_vid**) in a graph where some of the edge weights may be negative number. Though it is more versatile, it is slower than Dijkstra's algorithm/ This implementation can be used with a directed graph and an undirected graph.

The main characteristics are:

- Process is valid for edges with both positive and negative edge weights.
- Values are returned when there is a path.
  - When the start vertex and the end vertex are the same, there is no path. The **agg\_cost** would be 0.

- When the start vertex and the end vertex are different, and there exists a path between them without having a *negative cycle*. The `agg_cost` would be some finite value denoting the shortest distance between them.
- When the start vertex and the end vertex are different, and there exists a path between them, but it contains a *negative cycle*. In such case, `agg_cost` for those vertices keep on decreasing furthermore, Hence `agg_cost` can't be defined for them.
- When the start vertex and the end vertex are different, and there is no path. The `agg_cost` is  $\infty$ .
- For optimization purposes, any duplicated value in the `start_vids` or `end_vids` are ignored.
- The returned values are ordered:
  - `start_vid` ascending
  - `end_vid` ascending
- Running time:  $O(|\text{start\_vids}| * (V * E))$

## Signatures

## Summary

```
pgr_bellmanFord(Edges SQL, from_vid, to_vid [, directed])
pgr_bellmanFord(Edges SQL, from_vid, to_vids [, directed])
pgr_bellmanFord(Edges SQL, from_vids, to_vid [, directed])
pgr_bellmanFord(Edges SQL, from_vids, to_vids [, directed])
pgr_bellmanFord(Edges SQL, Combinations SQL [, directed])

RETURNS SET OF (seq, path_seq, node, edge, cost, agg_cost)
OR EMPTY SET
```

## Using defaults

```
pgr_bellmanFord(Edges SQL, start_vid, end_vid)
RETURNS SET OF (seq, path_seq, node, edge, cost, agg_cost)
OR EMPTY SET
```

### Example:

From vertex  $\backslash(2\backslash)$  to vertex  $\backslash(3\backslash)$  on a **directed** graph

```
SELECT * FROM pgr_bellmanFord(
 'SELECT id, source, target, cost, reverse_cost FROM edge_table',
 2, 3
);
 seq | path_seq | node | edge | cost | agg_cost
-----+-----+-----+-----+-----+-----
 1 | 1 | 2 | 4 | 1 | 0
 2 | 2 | 5 | 8 | 1 | 1
 3 | 3 | 6 | 9 | 1 | 2
 4 | 4 | 9 | 16 | 1 | 3
 5 | 5 | 4 | 3 | 1 | 4
 6 | 6 | 3 | -1 | 0 | 5
(6 rows)
```

## One to One

```
pgr_bellmanFord(Edges SQL, from_vid, to_vid [, directed])
RETURNS SET OF (seq, path_seq, node, edge, cost, agg_cost)
OR EMPTY SET
```

### Example:

From vertex  $\backslash(2\backslash)$  to vertex  $\backslash(3\backslash)$  on an **undirected** graph

```
SELECT * FROM pgr_bellmanFord(
 'SELECT id, source, target, cost, reverse_cost FROM edge_table',
 2, 3,
 FALSE
);
 seq | path_seq | node | edge | cost | agg_cost
-----+-----+-----+-----+-----+-----
 1 | 1 | 2 | 2 | 1 | 0
 2 | 2 | 3 | -1 | 0 | 1
(2 rows)
```

## One to many

```
pgr_bellmanFord(Edges SQL, from_vid, to_vids [, directed])
RETURNS SET OF (seq, path_seq, end_vid, node, edge, cost, agg_cost)
OR EMPTY SET
```

**Example:**

From vertex  $\{2\}$  to vertices  $\{3, 5\}$  on an **undirected** graph

```
SELECT * FROM pgr_bellmanFord(
 'SELECT id, source, target, cost, reverse_cost FROM edge_table',
 2, ARRAY[3,5],
 FALSE
);
```

| seq | path_seq | end_vid | node | edge | cost | agg_cost |
|-----|----------|---------|------|------|------|----------|
| 1   | 1        | 3       | 2    | 2    | 1    | 0        |
| 2   | 2        | 3       | 3    | -1   | 0    | 1        |
| 3   | 1        | 5       | 2    | 4    | 1    | 0        |
| 4   | 2        | 5       | 5    | -1   | 0    | 1        |

(4 rows)

**Many to One**

```
pgr_bellmanFord(Edges SQL, from_vids, to_vid [, directed])
RETURNS SET OF (seq, path_seq, start_vid, node, edge, cost, agg_cost)
OR EMPTY SET
```

**Example:**

From vertices  $\{2, 11\}$  to vertex  $\{5\}$  on a **directed** graph

```
SELECT * FROM pgr_bellmanFord(
 'SELECT id, source, target, cost, reverse_cost FROM edge_table',
 ARRAY[2,11], 5
);
```

| seq | path_seq | start_vid | node | edge | cost | agg_cost |
|-----|----------|-----------|------|------|------|----------|
| 1   | 1        | 2         | 2    | 4    | 1    | 0        |
| 2   | 2        | 2         | 5    | -1   | 0    | 1        |
| 3   | 1        | 11        | 11   | 13   | 1    | 0        |
| 4   | 2        | 11        | 12   | 15   | 1    | 1        |
| 5   | 3        | 11        | 9    | 9    | 1    | 2        |
| 6   | 4        | 11        | 6    | 8    | 1    | 3        |
| 7   | 5        | 11        | 5    | -1   | 0    | 4        |

(7 rows)

**Many to Many**

```
pgr_bellmanFord(Edges SQL, from_vids, to_vids [, directed])
RETURNS SET OF (seq, path_seq, start_vid, end_vid, node, edge, cost, agg_cost)
OR EMPTY SET
```

**Example:**

From vertices  $\{2, 11\}$  to vertices  $\{3, 5\}$  on an **undirected** graph

```
SELECT * FROM pgr_bellmanFord(
 'SELECT id, source, target, cost, reverse_cost FROM edge_table',
 ARRAY[2,11], ARRAY[3,5]
);
```

| seq | path_seq | start_vid | end_vid | node | edge | cost | agg_cost |
|-----|----------|-----------|---------|------|------|------|----------|
| 1   | 1        | 2         | 3       | 2    | 4    | 1    | 0        |
| 2   | 2        | 2         | 3       | 5    | 8    | 1    | 1        |
| 3   | 3        | 2         | 3       | 6    | 9    | 1    | 1        |
| 4   | 4        | 2         | 3       | 9    | 16   | 1    | 3        |
| 5   | 5        | 2         | 3       | 4    | 3    | 1    | 4        |
| 6   | 6        | 2         | 3       | 3    | -1   | 0    | 5        |
| 7   | 1        | 2         | 5       | 2    | 4    | 1    | 0        |
| 8   | 2        | 2         | 5       | 5    | -1   | 0    | 1        |
| 9   | 1        | 11        | 3       | 11   | 13   | 1    | 0        |
| 10  | 2        | 11        | 3       | 12   | 15   | 1    | 1        |
| 11  | 3        | 11        | 3       | 9    | 16   | 1    | 2        |
| 12  | 4        | 11        | 3       | 4    | 3    | 1    | 3        |
| 13  | 5        | 11        | 3       | 3    | -1   | 0    | 4        |
| 14  | 1        | 11        | 5       | 11   | 13   | 1    | 0        |
| 15  | 2        | 11        | 5       | 12   | 15   | 1    | 1        |
| 16  | 3        | 11        | 5       | 9    | 9    | 1    | 2        |
| 17  | 4        | 11        | 5       | 6    | 8    | 1    | 3        |
| 18  | 5        | 11        | 5       | 5    | -1   | 0    | 4        |

(18 rows)

**Combinations**

```
pgr_bellmanFord(Edges SQL, Combinations SQL [, directed])
RETURNS SET OF (seq, path_seq, start_vid, end_vid, node, edge, cost, agg_cost)
OR EMPTY SET
```

### Example:

Using a combinations table on an **undirected** graph.

```
SELECT * FROM pgr_bellmanFord(
 'SELECT id, source, target, cost, reverse_cost FROM edge_table',
 'SELECT * FROM (VALUES (2, 3), (11, 5)) AS t(source, target)'
);
```

| seq | path_seq | start_vid | end_vid | node | edge | cost | agg_cost |
|-----|----------|-----------|---------|------|------|------|----------|
| 1   | 1        | 2         | 3       | 2    | 4    | 1    | 0        |
| 2   | 2        | 2         | 3       | 5    | 8    | 1    | 1        |
| 3   | 3        | 2         | 3       | 6    | 9    | 1    | 2        |
| 4   | 4        | 2         | 3       | 9    | 16   | 1    | 3        |
| 5   | 5        | 2         | 3       | 4    | 3    | 1    | 4        |
| 6   | 6        | 2         | 3       | 3    | -1   | 0    | 5        |
| 7   | 1        | 11        | 5       | 11   | 13   | 1    | 0        |
| 8   | 2        | 11        | 5       | 12   | 15   | 1    | 1        |
| 9   | 3        | 11        | 5       | 9    | 9    | 1    | 2        |
| 10  | 4        | 11        | 5       | 6    | 8    | 1    | 3        |
| 11  | 5        | 11        | 5       | 5    | -1   | 0    | 4        |

(11 rows)

### Parameters

#### Description of the parameters of the signatures

| Parameter               | Type          | Default | Description                                                                                                                                                                     |
|-------------------------|---------------|---------|---------------------------------------------------------------------------------------------------------------------------------------------------------------------------------|
| <b>Edges SQL</b>        | TEXT          |         | Edges query as described below.                                                                                                                                                 |
| <b>Combinations SQL</b> | TEXT          |         | Combinations query as described below.                                                                                                                                          |
| <b>start_vid</b>        | BIGINT        |         | Identifier of the starting vertex of the path.                                                                                                                                  |
| <b>start_vids</b>       | ARRAY[BIGINT] |         | Array of identifiers of starting vertices.                                                                                                                                      |
| <b>end_vid</b>          | BIGINT        |         | Identifier of the ending vertex of the path.                                                                                                                                    |
| <b>end_vids</b>         | ARRAY[BIGINT] |         | Array of identifiers of ending vertices.                                                                                                                                        |
| <b>directed</b>         | BOOLEAN       | true    | <ul style="list-style-type: none"> <li>When <b>true</b> Graph is considered <i>Directed</i></li> <li>When <b>false</b> the graph is considered as <i>Undirected</i>.</li> </ul> |

### Inner Queries

#### Edges query

| Column              | Type          | Default | Description                                                                                                                                                                                                      |
|---------------------|---------------|---------|------------------------------------------------------------------------------------------------------------------------------------------------------------------------------------------------------------------|
| <b>id</b>           | ANY-INTEGER   |         | Identifier of the edge.                                                                                                                                                                                          |
| <b>source</b>       | ANY-INTEGER   |         | Identifier of the first end point vertex of the edge.                                                                                                                                                            |
| <b>target</b>       | ANY-INTEGER   |         | Identifier of the second end point vertex of the edge.                                                                                                                                                           |
| <b>cost</b>         | ANY-NUMERICAL |         | Weight of the edge ( <i>source</i> , <i>target</i> ) <ul style="list-style-type: none"> <li>When negative: edge (<i>source</i>, <i>target</i>) does not exist, therefore it's not part of the graph.</li> </ul>  |
| <b>reverse_cost</b> | ANY-NUMERICAL | -1      | Weight of the edge ( <i>target</i> , <i>source</i> ), <ul style="list-style-type: none"> <li>When negative: edge (<i>target</i>, <i>source</i>) does not exist, therefore it's not part of the graph.</li> </ul> |

Where:

#### ANY-INTEGER:

SMALLINT, INTEGER, BIGINT

#### ANY-NUMERICAL:

SMALLINT, INTEGER, BIGINT, REAL, FLOAT

#### Combinations query

| Column        | Type        | Default | Description                                            |
|---------------|-------------|---------|--------------------------------------------------------|
| <b>source</b> | ANY-INTEGER |         | Identifier of the first end point vertex of the edge.  |
| <b>target</b> | ANY-INTEGER |         | Identifier of the second end point vertex of the edge. |

Where:

#### ANY-INTEGER:

SMALLINT, INTEGER, BIGINT

#### Results Columns

Returns set of (seq, path\_seq [, start\_vid] [, end\_vid], node, edge, cost, agg\_cost)

| Column           | Type   | Description                                                                                                                                                                                      |
|------------------|--------|--------------------------------------------------------------------------------------------------------------------------------------------------------------------------------------------------|
| <b>seq</b>       | INT    | Sequential value starting from <b>1</b> .                                                                                                                                                        |
| <b>path_seq</b>  | INT    | Relative position in the path. Has value <b>1</b> for the beginning of a path.                                                                                                                   |
| <b>start_vid</b> | BIGINT | Identifier of the starting vertex. Returned when multiple starting vertices are in the query. <ul style="list-style-type: none"><li>• <b>Many to One</b></li><li>• <b>Many to Many</b></li></ul> |
| <b>end_vid</b>   | BIGINT | Identifier of the ending vertex. Returned when multiple ending vertices are in the query. <ul style="list-style-type: none"><li>• <b>One to Many</b></li><li>• <b>Many to Many</b></li></ul>     |
| <b>node</b>      | BIGINT | Identifier of the node in the path from <code>start_vid</code> to <code>end_vid</code> .                                                                                                         |
| <b>edge</b>      | BIGINT | Identifier of the edge used to go from <code>node</code> to the next node in the path sequence. <code>-1</code> for the last node of the path.                                                   |
| <b>cost</b>      | FLOAT  | Cost to traverse from <code>node</code> using <code>edge</code> to the next node in the path sequence.                                                                                           |
| <b>agg_cost</b>  | FLOAT  | Aggregate cost from <code>start_v</code> to <code>node</code> .                                                                                                                                  |

#### See Also

- [https://en.wikipedia.org/wiki/Bellman%E2%80%93Ford\\_algorithm](https://en.wikipedia.org/wiki/Bellman%E2%80%93Ford_algorithm)
- The queries use the **Sample Data** network.

#### Indices and tables

- **Index**
- **Search Page**

- **Supported versions: Latest (3.3) 3.2**

#### pgr\_binaryBreadthFirstSearch - Experimental

`pgr_binaryBreadthFirstSearch` — Returns the shortest path(s) in a binary graph. Any graph whose edge-weights belongs to the set  $\{0,X\}$ , where 'X' is any non-negative real integer, is termed as a 'binary graph'.



Boost Graph Inside



#### Warning

Possible server crash

- These functions might create a server crash



#### Warning

Experimental functions

- They are not officially of the current release.
- They likely will not be officially be part of the next release:
  - The functions might not make use of ANY-INTEGER and ANY-NUMERICAL
  - Name might change.
  - Signature might change.
  - Functionality might change.
  - pgTap tests might be missing.

- Might need c/c++ coding.
- May lack documentation.
- Documentation if any might need to be rewritten.
- Documentation examples might need to be automatically generated.
- Might need a lot of feedback from the community.
- Might depend on a proposed function of pgRouting
- Might depend on a deprecated function of pgRouting

## Availability

- Version 3.2.0
  - New **experimental** function:
    - `pgr_binaryBreadthFirstSearch(Combinations)`
- Version 3.0.0
  - New **experimental** function

## Description

It is well-known that the shortest paths between a single source and all other vertices can be found using Breadth First Search in  $\mathcal{O}(|E|)$  in an unweighted graph, i.e. the distance is the minimal number of edges that you need to traverse from the source to another vertex. We can interpret such a graph also as a weighted graph, where every edge has the weight 1. If not all edges in graph have the same weight, that we need a more general algorithm, like Dijkstra's Algorithm which runs in  $\mathcal{O}(|E|\log|V|)$  time.

However if the weights are more constrained, we can use a faster algorithm. This algorithm, termed as 'Binary Breadth First Search' as well as '0-1 BFS', is a variation of the standard Breadth First Search problem to solve the SSSP (single-source shortest path) problem in  $\mathcal{O}(|E|)$ , if the weights of each edge belongs to the set  $\{0, X\}$ , where 'X' is any non-negative real integer.

## The main Characteristics are:

- Process is done only on 'binary graphs'. ('Binary Graph': Any graph whose edge-weights belongs to the set  $\{0, X\}$ , where 'X' is any non-negative real integer.)
- For optimization purposes, any duplicated value in the `start_vids` or `end_vids` are ignored.
- The returned values are ordered:
  - `start_vid` ascending
  - `end_vid` ascending
- Running time:  $\mathcal{O}(|start\_vids| * |E|)$

## Signatures

```
pgr_binaryBreadthFirstSearch(Edges SQL, start_vid, end_vid [, directed])
pgr_binaryBreadthFirstSearch(Edges SQL, start_vid, end_vids [, directed])
pgr_binaryBreadthFirstSearch(Edges SQL, start_vids, end_vid [, directed])
pgr_binaryBreadthFirstSearch(Edges SQL, start_vids, end_vids [, directed])
pgr_binaryBreadthFirstSearch(Edges SQL, Combinations SQL [, directed])
RETURNS SET OF (seq, path_seq [, start_vid] [, end_vid], node, edge, cost, agg_cost)
OR EMPTY SET
```

```
pgr_binaryBreadthFirstSearch(Edges SQL, start_vid, end_vid)
RETURNS SET OF (seq, path_seq, node, edge, cost, agg_cost) or EMPTY SET
```

## Example:

From vertex  $\{2\}$  to vertex  $\{3\}$  on a **directed** binary graph

```
SELECT * FROM pgr_binaryBreadthFirstSearch(
 'SELECT id, source, target, road_work as cost, reverse_road_work as reverse_cost FROM roadworks',
 2, 3
);
seq | path_seq | node | edge | cost | agg_cost
-----+-----+-----+-----+-----+-----
1 | 1 | 2 | 4 | 0 | 0
2 | 2 | 5 | 8 | 1 | 0
3 | 3 | 6 | 9 | 1 | 1
4 | 4 | 9 | 16 | 0 | 2
5 | 5 | 4 | 3 | 0 | 2
6 | 6 | 3 | -1 | 0 | 2
(6 rows)
```



```
pgr_binaryBreadthFirstSearch(Edges SQL, start_vid, end_vid [, directed]);
RETURNS SET OF (seq, path_seq, node, edge, cost, agg_cost)
OR EMPTY SET
```

#### Example:

From vertex  $\{2\}$  to vertex  $\{3\}$  on an **undirected** binary graph

```
SELECT * FROM pgr_binaryBreadthFirstSearch(
 'SELECT id, source, target, road_work as cost, reverse_road_work as reverse_cost FROM roadworks',
 2, 3,
 FALSE
);
seq | path_seq | node | edge | cost | agg_cost
-----+-----+-----+-----+-----+-----
1 | 1 | 2 | 2 | 1 | 0
2 | 2 | 3 | -1 | 0 | 1
(2 rows)
```

#### One to many

```
pgr_binaryBreadthFirstSearch(Edges SQL, start_vid, end_vids [, directed]);
RETURNS SET OF (seq, path_seq, end_vid, node, edge, cost, agg_cost)
OR EMPTY SET
```

#### Example:

From vertex  $\{2\}$  to vertices  $\{\{3, 5\}\}$  on an **undirected** binary graph

```
SELECT * FROM pgr_binaryBreadthFirstSearch(
 'SELECT id, source, target, road_work as cost FROM roadworks',
 2, ARRAY[3,5],
 FALSE
);
seq | path_seq | end_vid | node | edge | cost | agg_cost
-----+-----+-----+-----+-----+-----+-----
1 | 1 | 3 | 2 | 4 | 0 | 0
2 | 2 | 3 | 5 | 8 | 1 | 0
3 | 3 | 3 | 6 | 5 | 1 | 1
4 | 4 | 3 | 3 | -1 | 0 | 2
5 | 1 | 5 | 2 | 4 | 0 | 0
6 | 2 | 5 | 5 | -1 | 0 | 0
(6 rows)
```

#### Many to One

```
pgr_binaryBreadthFirstSearch(Edges SQL, start_vids, end_vid [, directed]);
RETURNS SET OF (seq, path_seq, start_vid, node, edge, cost, agg_cost)
OR EMPTY SET
```

#### Example:

From vertices  $\{\{2, 11\}\}$  to vertex  $\{5\}$  on a **directed** binary graph

```
SELECT * FROM pgr_binaryBreadthFirstSearch(
 'SELECT id, source, target, road_work as cost, reverse_road_work as reverse_cost FROM roadworks',
 ARRAY[2,11], 5
);
seq | path_seq | start_vid | node | edge | cost | agg_cost
-----+-----+-----+-----+-----+-----+-----
1 | 1 | 2 | 2 | 4 | 0 | 0
2 | 2 | 2 | 5 | -1 | 0 | 0
3 | 1 | 11 | 11 | 13 | 1 | 0
4 | 2 | 11 | 12 | 15 | 0 | 1
5 | 3 | 11 | 9 | 16 | 0 | 1
6 | 4 | 11 | 4 | 3 | 0 | 1
7 | 5 | 11 | 3 | 2 | 1 | 1
8 | 6 | 11 | 2 | 4 | 0 | 2
9 | 7 | 11 | 5 | -1 | 0 | 2
(9 rows)
```

#### Many to Many

```
pgr_binaryBreadthFirstSearch(Edges SQL, start_vids, end_vids [, directed]);
RETURNS SET OF (seq, path_seq, start_vid, end_vid, node, edge, cost, agg_cost)
OR EMPTY SET
```

#### Example:

From vertices  $\{\{2, 11\}\}$  to vertices  $\{\{3, 5\}\}$  on an **undirected** binary graph

```
SELECT * FROM pgr_binaryBreadthFirstSearch(
'SELECT id, source, target, road_work as cost, reverse_road_work as reverse_cost FROM roadworks',
ARRAY[2,1], ARRAY[3,5],
FALSE
);
seq | path_seq | start_vid | end_vid | node | edge | cost | agg_cost
-----+-----+-----+-----+-----+-----+-----+-----
1 | 1 | 2 | 3 | 2 | 2 | 1 | 0
2 | 2 | 2 | 3 | 3 | -1 | 0 | 1
3 | 1 | 2 | 5 | 2 | 4 | 0 | 0
4 | 2 | 2 | 5 | 5 | -1 | 0 | 0
5 | 1 | 11 | 3 | 11 | 13 | 1 | 0
6 | 2 | 11 | 3 | 12 | 15 | 0 | 1
7 | 3 | 11 | 3 | 9 | 16 | 0 | 1
8 | 4 | 11 | 3 | 4 | 3 | 0 | 1
9 | 5 | 11 | 3 | 3 | -1 | 0 | 1
10 | 1 | 11 | 5 | 11 | 12 | 0 | 0
11 | 2 | 11 | 5 | 10 | 10 | 1 | 0
12 | 3 | 11 | 5 | 5 | -1 | 0 | 1
(12 rows)
```

## Combinations

```
pgr_binaryBreadthFirstSearch(Edges SQL, Combinations SQL [, directed]);
RETURNS SET OF (seq, path_seq, start_vid, end_vid, node, edge, cost, agg_cost)
OR EMPTY SET
```

## Example:

Using a combinations table on an **undirected** binary graph.

```
SELECT * FROM pgr_binaryBreadthFirstSearch(
'SELECT id, source, target, road_work as cost, reverse_road_work as reverse_cost FROM roadworks',
'SELECT * FROM (VALUES (2, 3), (11, 5)) AS t(source, target)',
FALSE
);
seq | path_seq | start_vid | end_vid | node | edge | cost | agg_cost
-----+-----+-----+-----+-----+-----+-----+-----
1 | 1 | 2 | 3 | 2 | 2 | 1 | 0
2 | 2 | 2 | 3 | 3 | -1 | 0 | 1
3 | 1 | 11 | 5 | 11 | 12 | 0 | 0
4 | 2 | 11 | 5 | 10 | 10 | 1 | 0
5 | 3 | 11 | 5 | 5 | -1 | 0 | 1
(5 rows)
```

## Parameters

| Parameter               | Type          | Default | Description                                                                                                                                                                     |
|-------------------------|---------------|---------|---------------------------------------------------------------------------------------------------------------------------------------------------------------------------------|
| <b>Edges SQL</b>        | TEXT          |         | Edges query as described below.                                                                                                                                                 |
| <b>Combinations SQL</b> | TEXT          |         | Combinations query as described below.                                                                                                                                          |
| <b>start_vid</b>        | BIGINT        |         | Identifier of the starting vertex of the path.                                                                                                                                  |
| <b>start_vids</b>       | ARRAY[BIGINT] |         | Array of identifiers of starting vertices.                                                                                                                                      |
| <b>end_vid</b>          | BIGINT        |         | Identifier of the ending vertex of the path.                                                                                                                                    |
| <b>end_vids</b>         | ARRAY[BIGINT] |         | Array of identifiers of ending vertices.                                                                                                                                        |
| <b>directed</b>         | BOOLEAN       | true    | <ul style="list-style-type: none"> <li>When <b>true</b> Graph is considered <i>Directed</i></li> <li>When <b>false</b> the graph is considered as <i>Undirected</i>.</li> </ul> |

## Inner queries

### Edges query

| Column              | Type          | Default | Description                                                                                                                                                                                                      |
|---------------------|---------------|---------|------------------------------------------------------------------------------------------------------------------------------------------------------------------------------------------------------------------|
| <b>id</b>           | ANY-INTEGER   |         | Identifier of the edge.                                                                                                                                                                                          |
| <b>source</b>       | ANY-INTEGER   |         | Identifier of the first end point vertex of the edge.                                                                                                                                                            |
| <b>target</b>       | ANY-INTEGER   |         | Identifier of the second end point vertex of the edge.                                                                                                                                                           |
| <b>cost</b>         | ANY-NUMERICAL |         | Weight of the edge ( <i>source</i> , <i>target</i> ) <ul style="list-style-type: none"> <li>When negative: edge (<i>source</i>, <i>target</i>) does not exist, therefore it's not part of the graph.</li> </ul>  |
| <b>reverse_cost</b> | ANY-NUMERICAL | -1      | Weight of the edge ( <i>target</i> , <i>source</i> ), <ul style="list-style-type: none"> <li>When negative: edge (<i>target</i>, <i>source</i>) does not exist, therefore it's not part of the graph.</li> </ul> |

Where:

**ANY-INTEGER:**

SMALLINT, INTEGER, BIGINT

**ANY-NUMERICAL:**

SMALLINT, INTEGER, BIGINT, REAL, FLOAT

**Combinations query**

| Column | Type        | Default | Description                                            |
|--------|-------------|---------|--------------------------------------------------------|
| source | ANY-INTEGER |         | Identifier of the first end point vertex of the edge.  |
| target | ANY-INTEGER |         | Identifier of the second end point vertex of the edge. |

Where:

**ANY-INTEGER:**

SMALLINT, INTEGER, BIGINT

**Return Columns**

Returns set of (seq, path\_id, path\_seq [, start\_vid] [, end\_vid], node, edge, cost, agg\_cost)

| Column    | Type   | Description                                                                                                                                                                    |
|-----------|--------|--------------------------------------------------------------------------------------------------------------------------------------------------------------------------------|
| seq       | INT    | Sequential value starting from 1.                                                                                                                                              |
| path_id   | INT    | Path identifier. Has value 1 for the first of a path. Used when there are multiple paths for the same start_vid to end_vid combination.                                        |
| path_seq  | INT    | Relative position in the path. Has value 1 for the beginning of a path.                                                                                                        |
| start_vid | BIGINT | Identifier of the starting vertex. Returned when multiple starting vertices are in the query. <ul style="list-style-type: none"><li>Many to One</li><li>Many to Many</li></ul> |
| end_vid   | BIGINT | Identifier of the ending vertex. Returned when multiple ending vertices are in the query. <ul style="list-style-type: none"><li>One to Many</li><li>Many to Many</li></ul>     |
| node      | BIGINT | Identifier of the node in the path from start_vid to end_vid.                                                                                                                  |
| edge      | BIGINT | Identifier of the edge used to go from node to the next node in the path sequence. -1 for the last node of the path.                                                           |
| cost      | FLOAT  | Cost to traverse from node using edge to the next node in the path sequence.                                                                                                   |
| agg_cost  | FLOAT  | Aggregate cost from start_v to node.                                                                                                                                           |

**Example Data**

This type of data is used on the examples of this page.

Edwards-Moore Algorithm is best applied when trying to answer queries such as the following: **“Find the path with the minimum number from Source to Destination”** Here: \* *Source* = Source Vertex, *Destination* = Any arbitrary destination vertex \* *X* is an event/property \* Each edge in the graph is either “*X*” or “*Not X*” .

Example: “Find the path with the minimum number of road works from Source to Destination”

Here, a road under work (aka **road works**) means that part of the road is occupied for construction work/maintenance.

Here: \* Edge (*u* , *v* ) has weight = 0 if no road work is ongoing on the road from *u* to *v*. \* Edge (*u* , *v*) has weight = 1 if road work is ongoing on the road from *u* to *v*.

Then, upon running the algorithm, we obtain the path with the minimum number of road works from the given source and destination.

Thus, the queries used in the previous section can be interpreted in this manner.

**Table Data**

The queries in the previous sections use the table ‘roadworks’. The data of the table:

```

DROP TABLE IF EXISTS roadworks CASCADE;
NOTICE: table "roadworks" does not exist, skipping
DROP TABLE
CREATE TABLE roadworks (
 id BIGINT not null primary key,
 source BIGINT,
 target BIGINT,
 road_work FLOAT,
 reverse_road_work FLOAT
);
CREATE TABLE
INSERT INTO roadworks(
 id, source, target, road_work, reverse_road_work) VALUES
(1, 1, 2, 0, 0),
(2, 2, 3, -1, 1),
(3, 3, 4, -1, 0),
(4, 2, 5, 0, 0),
(5, 3, 6, 1, -1),
(6, 7, 8, 1, 1),
(7, 8, 5, 0, 0),
(8, 5, 6, 1, 1),
(9, 6, 9, 1, 1),
(10, 5, 10, 1, 1),
(11, 6, 11, 1, -1),
(12, 10, 11, 0, -1),
(13, 11, 12, 1, -1),
(14, 10, 13, 1, 1),
(15, 9, 12, 0, 0),
(16, 4, 9, 0, 0),
(17, 14, 15, 0, 0),
(18, 16, 17, 0, 0);
INSERT 0 18

```

#### See Also

- [https://cp-algorithms.com/graph/01\\_bfs.html](https://cp-algorithms.com/graph/01_bfs.html)
- [https://en.wikipedia.org/wiki/Dijkstra%27s\\_algorithm#Specialized\\_variants](https://en.wikipedia.org/wiki/Dijkstra%27s_algorithm#Specialized_variants)

#### Indices and tables

- [Index](#)
- [Search Page](#)

- **Supported versions:** **Latest (3.3)** **3.2** **3.1** **3.0**

#### pgr\_breadthFirstSearch - Experimental

`pgr_breadthFirstSearch` — Returns the traversal order(s) using Breadth First Search algorithm.



#### Boost Graph Inside



#### Warning

Possible server crash

- These functions might create a server crash



#### Warning

Experimental functions

- They are not officially of the current release.
- They likely will not be officially be part of the next release:
  - The functions might not make use of ANY-INTEGER and ANY-NUMERICAL
  - Name might change.
  - Signature might change.
  - Functionality might change.
  - pgTap tests might be missing.
  - Might need c/c++ coding.
  - May lack documentation.

- Documentation if any might need to be rewritten.
- Documentation examples might need to be automatically generated.
- Might need a lot of feedback from the community.
- Might depend on a proposed function of pgRouting
- Might depend on a deprecated function of pgRouting

## Availability

- Version 3.0.0
  - New **experimental** function:

## Description

Provides the Breadth First Search traversal order from a root vertex to a particular depth.

## The main Characteristics are:

- The implementation will work on any type of graph.
- Provides the Breadth First Search traversal order from a source node to a target depth level
- Breadth First Search Running time:  $O(E + V)$

## Signatures

```
pgr_breadthFirstSearch(Edges SQL, Root vid [, max_depth] [, directed])
pgr_breadthFirstSearch(Edges SQL, Root vids [, max_depth] [, directed])
```

RETURNS SET OF (seq, depth, start\_vid, node, edge, cost, agg\_cost)

## Single Vertex

```
pgr_breadthFirstSearch(Edges SQL, Root vid [, max_depth] [, directed])
```

RETURNS SET OF (seq, depth, start\_vid, node, edge, cost, agg\_cost)

## Example:

The Breadth First Search traversal with root vertex 2

```
SELECT * FROM pgr_breadthFirstSearch(
 'SELECT id, source, target, cost, reverse_cost FROM edge_table ORDER BY id',
 2
);
```

| seq | depth | start_vid | node | edge | cost | agg_cost |
|-----|-------|-----------|------|------|------|----------|
| 1   | 0     | 2         | 2    | -1   | 0    | 0        |
| 2   | 1     | 2         | 1    | 1    | 1    | 1        |
| 3   | 1     | 2         | 5    | 4    | 1    | 1        |
| 4   | 2     | 2         | 8    | 7    | 1    | 2        |
| 5   | 2     | 2         | 6    | 8    | 1    | 2        |
| 6   | 2     | 2         | 10   | 10   | 1    | 2        |
| 7   | 3     | 2         | 7    | 6    | 1    | 3        |
| 8   | 3     | 2         | 9    | 9    | 1    | 3        |
| 9   | 3     | 2         | 11   | 11   | 1    | 3        |
| 10  | 3     | 2         | 13   | 14   | 1    | 3        |
| 11  | 4     | 2         | 12   | 15   | 1    | 4        |
| 12  | 4     | 2         | 4    | 16   | 1    | 4        |
| 13  | 5     | 2         | 3    | 3    | 1    | 5        |

(13 rows)

## Multiple Vertices

```
pgr_breadthFirstSearch(Edges SQL, Root vids [, max_depth] [, directed])
```

RETURNS SET OF (seq, depth, start\_vid, node, edge, cost, agg\_cost)

## Example:

The Breadth First Search traversals starting on vertices {11, 12} with (depth <= 2)

```

SELECT * FROM pgr_breadthFirstSearch(
'SELECT id, source, target, cost, reverse_cost FROM edge_table ORDER BY id',
ARRAY[11,12], max_depth := 2
);
seq | depth | start_vid | node | edge | cost | agg_cost
-----+-----+-----+-----+-----+-----+-----
1 | 0 | 11 | 11 | -1 | 0 | 0
2 | 1 | 11 | 12 | 13 | 1 | 1
3 | 2 | 11 | 9 | 15 | 1 | 2
4 | 0 | 12 | 12 | -1 | 0 | 0
5 | 1 | 12 | 9 | 15 | 1 | 1
6 | 2 | 12 | 6 | 9 | 1 | 2
7 | 2 | 12 | 4 | 16 | 1 | 2
(7 rows)

```

## Parameters

| Parameter        | Type                            | Description                                                                                                                                                                                         |
|------------------|---------------------------------|-----------------------------------------------------------------------------------------------------------------------------------------------------------------------------------------------------|
| <b>Edges SQL</b> | <code>TEXT</code>               | SQL query described in <b>Inner query</b> .                                                                                                                                                         |
| <b>Root vid</b>  | <code>BIGINT</code>             | Identifier of the root vertex of the tree. <ul style="list-style-type: none"> <li>Used on <b>Single Vertex</b>.</li> </ul>                                                                          |
| <b>Root vids</b> | <code>ARRAY[ANY-INTEGER]</code> | Array of identifiers of the root vertices. <ul style="list-style-type: none"> <li>Used on <b>Multiple Vertices</b>.</li> <li>For optimization purposes, any duplicated value is ignored.</li> </ul> |

## Optional Parameters

| Parameter        | Type                 | Default                              | Description                                                                                                                                                                                 |
|------------------|----------------------|--------------------------------------|---------------------------------------------------------------------------------------------------------------------------------------------------------------------------------------------|
| <b>max_depth</b> | <code>BIGINT</code>  | <code>\(9223372036854775807\)</code> | Upper limit for depth of node in the tree <ul style="list-style-type: none"> <li>When value is <code>Negative</code> then <b>throws error</b></li> </ul>                                    |
| <b>directed</b>  | <code>BOOLEAN</code> | <code>true</code>                    | <ul style="list-style-type: none"> <li>When <code>true</code> Graph is considered <i>Directed</i></li> <li>When <code>false</code> the graph is considered as <i>Undirected</i>.</li> </ul> |

## Inner query

| Column              | Type                       | Default         | Description                                                                                                                                                                                                      |
|---------------------|----------------------------|-----------------|------------------------------------------------------------------------------------------------------------------------------------------------------------------------------------------------------------------|
| <b>id</b>           | <code>ANY-INTEGER</code>   |                 | Identifier of the edge.                                                                                                                                                                                          |
| <b>source</b>       | <code>ANY-INTEGER</code>   |                 | Identifier of the first end point vertex of the edge.                                                                                                                                                            |
| <b>target</b>       | <code>ANY-INTEGER</code>   |                 | Identifier of the second end point vertex of the edge.                                                                                                                                                           |
| <b>cost</b>         | <code>ANY-NUMERICAL</code> |                 | Weight of the edge ( <i>source</i> , <i>target</i> ) <ul style="list-style-type: none"> <li>When negative: edge (<i>source</i>, <i>target</i>) does not exist, therefore it's not part of the graph.</li> </ul>  |
| <b>reverse_cost</b> | <code>ANY-NUMERICAL</code> | <code>-1</code> | Weight of the edge ( <i>target</i> , <i>source</i> ), <ul style="list-style-type: none"> <li>When negative: edge (<i>target</i>, <i>source</i>) does not exist, therefore it's not part of the graph.</li> </ul> |

Where:

### ANY-INTEGER:

SMALLINT, INTEGER, BIGINT

### ANY-NUMERICAL:

SMALLINT, INTEGER, BIGINT, REAL, FLOAT

## Result Columns

Returns SET OF (`seq`, `depth`, `start_vid`, `node`, `edge`, `cost`, `agg_cost`)

| Column       | Type                | Description                                                                                                                                            |
|--------------|---------------------|--------------------------------------------------------------------------------------------------------------------------------------------------------|
| <b>seq</b>   | <code>BIGINT</code> | Sequential value starting from <code>\(1\)</code> .                                                                                                    |
| <b>depth</b> | <code>BIGINT</code> | Depth of the <code>node</code> . <ul style="list-style-type: none"> <li><code>\(0\)</code> when <code>node</code> = <code>start_vid</code>.</li> </ul> |

| Column           | Type   | Description                                                                                                                                                                                      |
|------------------|--------|--------------------------------------------------------------------------------------------------------------------------------------------------------------------------------------------------|
| <b>start_vid</b> | BIGINT | Identifier of the root vertex. <ul style="list-style-type: none"> <li>In <i>Multiple Vertices</i> results are in ascending order.</li> </ul>                                                     |
| <b>node</b>      | BIGINT | Identifier of <code>node</code> reached using <code>edge</code> .                                                                                                                                |
| <b>edge</b>      | BIGINT | Identifier of the <code>edge</code> used to arrive to <code>node</code> . <ul style="list-style-type: none"> <li><code>\(-1\)</code> when <code>node</code> = <code>start_vid</code>.</li> </ul> |
| <b>cost</b>      | FLOAT  | Cost to traverse <code>edge</code> .                                                                                                                                                             |
| <b>agg_cost</b>  | FLOAT  | Aggregate cost from <code>start_vid</code> to <code>node</code> .                                                                                                                                |

Additional Examples

Undirected Graph

**Example:**  
The Breadth First Search traversls starting on vertices`\(\{11, 12\}\)` with `\(depth <= 2\)` as well as considering the graph to be undirected.

```
SELECT * FROM pgr_breadthFirstSearch(
 'SELECT id, source, target, cost, reverse_cost FROM edge_table ORDER BY id',
 ARRAY[11,12], max_depth := 2, directed := false
);
seq | depth | start_vid | node | edge | cost | agg_cost
-----+-----+-----+-----+-----+-----+-----
1 | 0 | 11 | 11 | -1 | 0 | 0
2 | 1 | 11 | 6 | 11 | 1 | 1
3 | 1 | 11 | 10 | 12 | 1 | 1
4 | 1 | 11 | 12 | 13 | 1 | 1
5 | 2 | 11 | 3 | 5 | 1 | 2
6 | 2 | 11 | 5 | 8 | 1 | 2
7 | 2 | 11 | 9 | 9 | 1 | 2
8 | 2 | 11 | 13 | 14 | 1 | 2
9 | 0 | 12 | 12 | -1 | 0 | 0
10 | 1 | 12 | 11 | 13 | 1 | 1
11 | 1 | 12 | 9 | 15 | 1 | 1
12 | 2 | 12 | 6 | 11 | 1 | 2
13 | 2 | 12 | 10 | 12 | 1 | 2
14 | 2 | 12 | 4 | 16 | 1 | 2
(14 rows)
```

Vertex Out Of Graph

**Example:**  
The output of the function when a vertex not present in the graph is passed as a parameter.

```
SELECT * FROM pgr_breadthFirstSearch(
 'SELECT id, source, target, cost, reverse_cost FROM edge_table ORDER BY id',
 -10
);
seq | depth | start_vid | node | edge | cost | agg_cost
-----+-----+-----+-----+-----+-----+-----
(0 rows)
```

See Also

- The queries use the **Sample Data** network.
- Boost: Breadth First Search algorithm documentation**
- Wikipedia: Breadth First Search algorithm**

Indices and tables

- Index**
- Search Page**
  
- Supported versions: Latest (3.3) 3.2 3.1 3.0**

pgr\_dagShortestPath - Experimental

`pgr_dagShortestPath` — Returns the shortest path(s) for weighted directed acyclic graphs(DAG). In particular, the DAG shortest paths algorithm implemented by Boost.Graph.



## Boost Graph Inside



### Warning

Possible server crash

- These functions might create a server crash



### Warning

Experimental functions

- They are not officially of the current release.
- They likely will not be officially be part of the next release:
  - The functions might not make use of ANY-INTEGER and ANY-NUMERICAL
  - Name might change.
  - Signature might change.
  - Functionality might change.
  - pgTap tests might be missing.
  - Might need c/c++ coding.
  - May lack documentation.
  - Documentation if any might need to be rewritten.
  - Documentation examples might need to be automatically generated.
  - Might need a lot of feedback from the community.
  - Might depend on a proposed function of pgRouting
  - Might depend on a deprecated function of pgRouting

## Availability

- Version 3.2.0
  - New **experimental** function:
    - pg\_r\_dagShortestPath(Combinations)
- Version 3.0.0
  - New **experimental** function

## Description

Shortest Path for Directed Acyclic Graph(DAG) is a graph search algorithm that solves the shortest path problem for weighted directed acyclic graph, producing a shortest path from a starting vertex (`start_vid`) to an ending vertex (`end_vid`).

This implementation can only be used with a **directed** graph with no cycles i.e. directed acyclic graph.

The algorithm relies on topological sorting the dag to impose a linear ordering on the vertices, and thus is more efficient for DAG's than either the Dijkstra or Bellman-Ford algorithm.

The main characteristics are:

- Process is valid for weighted directed acyclic graphs only. otherwise it will throw warnings.
- Values are returned when there is a path.
  - When the starting vertex and ending vertex are the same, there is no path.
    - The `agg_cost` the non included values ( $v, v$ ) is 0
  - When the starting vertex and ending vertex are the different and there is no path:
    - The `agg_cost` the non included values ( $u, v$ ) is  $\infty$
- For optimization purposes, any duplicated value in the `start_vids` or `end_vids` are ignored.
- The returned values are ordered:
  - `start_vid` ascending
  - `end_vid` ascending
- Running time:  $O(|start\_vids| * (V + E))$

## Signatures

## Summary



```
pgr_dagShortestPath(Edges SQL, from_vid, to_vid)
pgr_dagShortestPath(Edges SQL, from_vid, to_vids)
pgr_dagShortestPath(Edges SQL, from_vids, to_vid)
pgr_dagShortestPath(Edges SQL, from_vids, to_vids)
pgr_dagShortestPath(Edges SQL, Combinations)

RETURNS SET OF (seq, path_seq, node, edge, cost, agg_cost)
OR EMPTY SET
```

#### One to One

```
pgr_dagShortestPath(Edges SQL, from_vid, to_vid)
RETURNS SET OF (seq, path_seq, node, edge, cost, agg_cost)
OR EMPTY SET
```

#### Example:

From vertex \{1\} to vertex \{6\}

```
SELECT * FROM pgr_dagShortestPath(
 'SELECT id, source, target, cost FROM edge_table',
 1, 6
);
seq | path_seq | node | edge | cost | agg_cost
-----+-----+-----+-----+-----+-----
1 | 1 | 1 | 1 | 1 | 0
2 | 2 | 2 | 4 | 1 | 1
3 | 3 | 5 | 8 | 1 | 2
4 | 4 | 6 | -1 | 0 | 3
(4 rows)
```

#### One to Many

```
pgr_dagShortestPath(Edges SQL, from_vid, to_vids)
RETURNS SET OF (seq, path_seq, node, edge, cost, agg_cost)
OR EMPTY SET
```

#### Example:

From vertex \{1\} to vertices \{\{ 5, 6\}\}

```
SELECT * FROM pgr_dagShortestPath(
 'SELECT id, source, target, cost FROM edge_table',
 1, ARRAY[5,6]
);
seq | path_seq | node | edge | cost | agg_cost
-----+-----+-----+-----+-----+-----
1 | 1 | 1 | 1 | 1 | 0
2 | 2 | 2 | 4 | 1 | 1
3 | 3 | 5 | -1 | 0 | 2
4 | 4 | 1 | 1 | 1 | 0
5 | 2 | 2 | 4 | 1 | 1
6 | 3 | 5 | 8 | 1 | 2
7 | 4 | 6 | -1 | 0 | 3
(7 rows)
```

#### Many to One

```
pgr_dagShortestPath(Edges SQL, from_vids, to_vid)
RETURNS SET OF (seq, path_seq, node, edge, cost, agg_cost)
OR EMPTY SET
```

#### Example:

From vertices \{\{1, 3\}\} to vertex \{6\}

```
SELECT * FROM pgr_dagShortestPath(
 'SELECT id, source, target, cost FROM edge_table',
 ARRAY[1,3], 6
);
seq | path_seq | node | edge | cost | agg_cost
-----+-----+-----+-----+-----+-----
1 | 1 | 1 | 1 | 1 | 0
2 | 2 | 2 | 4 | 1 | 1
3 | 3 | 5 | 8 | 1 | 2
4 | 4 | 6 | -1 | 0 | 3
5 | 1 | 3 | 5 | 1 | 0
6 | 2 | 6 | -1 | 0 | 1
(6 rows)
```

Many to Many

```
pgr_dagShortestPath(Edges SQL, from_vids, to_vids)
RETURNS SET OF (seq, path_seq, node, edge, cost, agg_cost)
OR EMPTY SET
```

**Example:**  
From vertices  $\{1, 4\}$  to vertices  $\{12, 6\}$

```
SELECT * FROM pgr_dagShortestPath(
 'SELECT id, source, target, cost FROM edge_table',
 ARRAY[1, 4], ARRAY[12, 6]
);
seq | path_seq | node | edge | cost | agg_cost
-----+-----+-----+-----+-----+-----
1 | 1 | 1 | 1 | 1 | 0
2 | 2 | 2 | 2 | 4 | 1
3 | 3 | 5 | 8 | 1 | 2
4 | 4 | 6 | -1 | 0 | 3
5 | 1 | 1 | 1 | 1 | 0
6 | 2 | 2 | 4 | 1 | 1
7 | 3 | 5 | 10 | 1 | 2
8 | 4 | 10 | 12 | 1 | 3
9 | 5 | 11 | 13 | 1 | 4
10 | 6 | 12 | -1 | 0 | 5
11 | 1 | 4 | 16 | 1 | 0
12 | 2 | 9 | 15 | 1 | 1
13 | 3 | 12 | -1 | 0 | 2
(13 rows)
```

Combinations

```
pgr_dagShortestPath(Edges SQL, Combinations)
RETURNS SET OF (seq, path_seq, node, edge, cost, agg_cost)
OR EMPTY SET
```

**Example:**  
Using a combinations table on a Directed Acyclic Graph.

```
SELECT * FROM pgr_dagShortestPath(
 'SELECT id, source, target, cost FROM edge_table',
 'SELECT * FROM (VALUES (1, 6), (4, 12)) AS t(source, target)'
);
seq | path_seq | node | edge | cost | agg_cost
-----+-----+-----+-----+-----+-----
1 | 1 | 1 | 1 | 1 | 0
2 | 2 | 2 | 4 | 1 | 1
3 | 3 | 5 | 8 | 1 | 2
4 | 4 | 6 | -1 | 0 | 3
5 | 1 | 4 | 16 | 1 | 0
6 | 2 | 9 | 15 | 1 | 1
7 | 3 | 12 | -1 | 0 | 2
(7 rows)
```

Parameters

Description of the parameters of the signatures

| Parameter        | Type          | Default | Description                                    |
|------------------|---------------|---------|------------------------------------------------|
| Edges SQL        | TEXT          |         | Edges query as described below.                |
| Combinations SQL | TEXT          |         | Combinations query as described above.         |
| start_vid        | BIGINT        |         | Identifier of the starting vertex of the path. |
| start_vids       | ARRAY[BIGINT] |         | Array of identifiers of starting vertices.     |
| end_vid          | BIGINT        |         | Identifier of the ending vertex of the path.   |
| end_vids         | ARRAY[BIGINT] |         | Array of identifiers of ending vertices.       |

Inner Queries

Edges query

| Column | Type        | Default | Description                                           |
|--------|-------------|---------|-------------------------------------------------------|
| id     | ANY-INTEGER |         | Identifier of the edge.                               |
| source | ANY-INTEGER |         | Identifier of the first end point vertex of the edge. |

| Column              | Type          | Default | Description                                                                                                                                                                                                      |
|---------------------|---------------|---------|------------------------------------------------------------------------------------------------------------------------------------------------------------------------------------------------------------------|
| <b>target</b>       | ANY-INTEGER   |         | Identifier of the second end point vertex of the edge.                                                                                                                                                           |
| <b>cost</b>         | ANY-NUMERICAL |         | Weight of the edge ( <i>source</i> , <i>target</i> ) <ul style="list-style-type: none"> <li>When negative: edge (<i>source</i>, <i>target</i>) does not exist, therefore it's not part of the graph.</li> </ul>  |
| <b>reverse_cost</b> | ANY-NUMERICAL | -1      | Weight of the edge ( <i>target</i> , <i>source</i> ), <ul style="list-style-type: none"> <li>When negative: edge (<i>target</i>, <i>source</i>) does not exist, therefore it's not part of the graph.</li> </ul> |

Where:

**ANY-INTEGER:**

SMALLINT, INTEGER, BIGINT

**ANY-NUMERICAL:**

SMALLINT, INTEGER, BIGINT, REAL, FLOAT

**Combinations query**

| Column        | Type        | Default | Description                                            |
|---------------|-------------|---------|--------------------------------------------------------|
| <b>source</b> | ANY-INTEGER |         | Identifier of the first end point vertex of the edge.  |
| <b>target</b> | ANY-INTEGER |         | Identifier of the second end point vertex of the edge. |

Where:

**ANY-INTEGER:**

SMALLINT, INTEGER, BIGINT

**Results Columns**

Returns set of (seq, path\_seq [, start\_vid] [, end\_vid], node, edge, cost, agg\_cost)

| Column           | Type   | Description                                                                                                                                                                                     |
|------------------|--------|-------------------------------------------------------------------------------------------------------------------------------------------------------------------------------------------------|
| <b>seq</b>       | INT    | Sequential value starting from <b>1</b> .                                                                                                                                                       |
| <b>path_seq</b>  | INT    | Relative position in the path. Has value <b>1</b> for the beginning of a path.                                                                                                                  |
| <b>start_vid</b> | BIGINT | Identifier of the starting vertex. Returned when multiple starting vertices are in the query. <ul style="list-style-type: none"> <li><b>Many to One</b></li> <li><b>Many to Many</b></li> </ul> |
| <b>end_vid</b>   | BIGINT | Identifier of the ending vertex. Returned when multiple ending vertices are in the query. <ul style="list-style-type: none"> <li><b>One to Many</b></li> <li><b>Many to Many</b></li> </ul>     |
| <b>node</b>      | BIGINT | Identifier of the node in the path from <code>start_vid</code> to <code>end_vid</code> .                                                                                                        |
| <b>edge</b>      | BIGINT | Identifier of the edge used to go from <code>node</code> to the next node in the path sequence. <code>-1</code> for the last node of the path.                                                  |
| <b>cost</b>      | FLOAT  | Cost to traverse from <code>node</code> using <code>edge</code> to the next node in the path sequence.                                                                                          |
| <b>agg_cost</b>  | FLOAT  | Aggregate cost from <code>start_v</code> to <code>node</code> .                                                                                                                                 |

**See Also**

- [https://en.wikipedia.org/wiki/Topological\\_sorting](https://en.wikipedia.org/wiki/Topological_sorting)
- The queries use the **Sample Data** network.

**Indices and tables**

- Index**
- Search Page**

- Supported versions: Latest (3.3) 3.2**

pgr\_edwardMoore - Experimental

pgr\_edwardMoore — Returns the shortest path(s) using Edward-Moore algorithm. Edward Moore's Algorithm is an improvement of the Bellman-Ford Algorithm.



### Warning

Possible server crash

- These functions might create a server crash



### Warning

Experimental functions

- They are not officially of the current release.
- They likely will not be officially be part of the next release:
  - The functions might not make use of ANY-INTEGER and ANY-NUMERICAL
  - Name might change.
  - Signature might change.
  - Functionality might change.
  - pgTap tests might be missing.
  - Might need c/c++ coding.
  - May lack documentation.
  - Documentation if any might need to be rewritten.
  - Documentation examples might need to be automatically generated.
  - Might need a lot of feedback from the community.
  - Might depend on a proposed function of pgRouting
  - Might depend on a deprecated function of pgRouting

### Availability

- Version 3.2.0
  - New **experimental** function:
    - pgr\_edwardMoore(Combinations)
- Version 3.0.0
  - New **experimental** function

### Description

Edward Moore's Algorithm is an improvement of the Bellman-Ford Algorithm. It can compute the shortest paths from a single source vertex to all other vertices in a weighted directed graph. The main difference between Edward Moore's Algorithm and Bellman Ford's Algorithm lies in the run time.

The worst-case running time of the algorithm is  $O(|V| * |E|)$  similar to the time complexity of Bellman-Ford algorithm. However, experiments suggest that this algorithm has an average running time complexity of  $O(|E|)$  for random graphs. This is significantly faster in terms of computation speed.

Thus, the algorithm is at-best, significantly faster than Bellman-Ford algorithm and is at-worst, as good as Bellman-Ford algorithm

The main characteristics are:

- Values are returned when there is a path.
  - When the starting vertex and ending vertex are the same, there is no path.
    - The *agg\_cost* the non included values ( $v, v$ ) is 0
  - When the starting vertex and ending vertex are the different and there is no path:
    - The *agg\_cost* the non included values ( $u, v$ ) is  $(\infty)$
- For optimization purposes, any duplicated value in the *start\_vids* or *end\_vids* are ignored.
- The returned values are ordered:
  - start\_vid* ascending
  - end\_vid* ascending
- Running time: - Worst case:  $O(|V| * |E|)$  - Average case:  $O(|E|)$

### Signatures

```
pgr_edwardMoore(Edges SQL, start_vid, end_vid [, directed])
pgr_edwardMoore(Edges SQL, start_vid, end_vids [, directed])
pgr_edwardMoore(Edges SQL, start_vids, end_vid [, directed])
pgr_edwardMoore(Edges SQL, start_vids, end_vids [, directed])
pgr_edwardMoore(Edges SQL, Combinations SQL [, directed])
RETURNS SET OF (seq, path_seq [, start_vid] [, end_vid], node, edge, cost, agg_cost)
OR EMPTY SET
```

```
pgr_edwardMoore(Edges SQL, start_vid, end_vid)
RETURNS SET OF (seq, path_seq, node, edge, cost, agg_cost) or EMPTY SET
```

#### Example:

From vertex \2\ to vertex \3\ on a **directed** graph

```
SELECT * FROM pgr_edwardMoore(
 'SELECT id, source, target, cost, reverse_cost FROM edge_table',
 2, 3
);
seq | path_seq | node | edge | cost | agg_cost
-----+-----+-----+-----+-----+-----
1 | 1 | 2 | 4 | 1 | 0
2 | 2 | 5 | 8 | 1 | 1
3 | 3 | 6 | 9 | 1 | 2
4 | 4 | 9 | 16 | 1 | 3
5 | 5 | 4 | 3 | 1 | 4
6 | 6 | 3 | -1 | 0 | 5
(6 rows)
```

#### One to One

```
pgr_edwardMoore(Edges SQL, start_vid, end_vid [, directed]);
RETURNS SET OF (seq, path_seq, node, edge, cost, agg_cost)
OR EMPTY SET
```

#### Example:

From vertex \2\ to vertex \3\ on an **undirected** graph

```
SELECT * FROM pgr_edwardMoore(
 'SELECT id, source, target, cost, reverse_cost FROM edge_table',
 2, 3,
 FALSE
);
seq | path_seq | node | edge | cost | agg_cost
-----+-----+-----+-----+-----+-----
1 | 1 | 2 | 2 | 1 | 0
2 | 2 | 3 | -1 | 0 | 1
(2 rows)
```

#### One to many

```
pgr_edwardMoore(Edges SQL, start_vid, end_vids [, directed]);
RETURNS SET OF (seq, path_seq, end_vid, node, edge, cost, agg_cost)
OR EMPTY SET
```

#### Example:

From vertex \2\ to vertices \{3, 5\} on an **undirected** graph

```
SELECT * FROM pgr_edwardMoore(
 'SELECT id, source, target, cost FROM edge_table',
 2, ARRAY[3,5],
 FALSE
);
seq | path_seq | end_vid | node | edge | cost | agg_cost
-----+-----+-----+-----+-----+-----+-----
1 | 1 | 3 | 3 | 2 | 1 | 0
2 | 2 | 3 | 3 | 5 | 8 | 1
3 | 3 | 3 | 3 | 6 | 5 | 1
4 | 4 | 3 | 3 | 3 | -1 | 0
5 | 5 | 5 | 5 | 2 | 4 | 1
6 | 6 | 5 | 5 | -1 | 0 | 1
(6 rows)
```

#### Many to One

```
pgr_edwardMoore(Edges SQL, start_vids, end_vid [, directed]);
RETURNS SET OF (seq, path_seq, start_vid, node, edge, cost, agg_cost)
OR EMPTY SET
```

#### Example:

From vertices \{2, 11\} to vertex \5\ on a **directed** graph

```
SELECT * FROM pgr_edwardMoore(
 'SELECT id, source, target, cost, reverse_cost FROM edge_table',
 ARRAY[2,1], 5
);
```

| seq | path_seq | start_vid | node | edge | cost | agg_cost |
|-----|----------|-----------|------|------|------|----------|
| 1   | 1        | 2         | 2    | 4    | 1    | 0        |
| 2   | 2        | 2         | 5    | -1   | 0    | 1        |
| 3   | 1        | 11        | 11   | 13   | 1    | 0        |
| 4   | 2        | 11        | 12   | 15   | 1    | 1        |
| 5   | 3        | 11        | 9    | 9    | 1    | 2        |
| 6   | 4        | 11        | 6    | 8    | 1    | 3        |
| 7   | 5        | 11        | 5    | -1   | 0    | 4        |

(7 rows)

#### Many to Many

```
pgr_edwardMoore(Edges SQL, start_vids, end_vids [, directed]);
RETURNS SET OF (seq, path_seq, start_vid, end_vid, node, edge, cost, agg_cost)
OR EMPTY SET
```

#### Example:

From vertices  $\{2, 11\}$  to vertices  $\{3, 5\}$  on an **undirected** graph

```
SELECT * FROM pgr_edwardMoore(
 'SELECT id, source, target, cost, reverse_cost FROM edge_table',
 ARRAY[2,11], ARRAY[3,5],
 FALSE
);
```

| seq | path_seq | start_vid | end_vid | node | edge | cost | agg_cost |
|-----|----------|-----------|---------|------|------|------|----------|
| 1   | 1        | 2         | 3       | 2    | 2    | 1    | 0        |
| 2   | 2        | 2         | 3       | 3    | -1   | 0    | 1        |
| 3   | 1        | 2         | 5       | 2    | 4    | 1    | 0        |
| 4   | 2        | 2         | 5       | 5    | -1   | 0    | 1        |
| 5   | 1        | 11        | 3       | 11   | 11   | 1    | 0        |
| 6   | 2        | 11        | 3       | 6    | 5    | 1    | 1        |
| 7   | 3        | 11        | 3       | 3    | -1   | 0    | 2        |
| 8   | 1        | 11        | 5       | 11   | 11   | 1    | 0        |
| 9   | 2        | 11        | 5       | 6    | 8    | 1    | 1        |
| 10  | 3        | 11        | 5       | 5    | -1   | 0    | 2        |

(10 rows)

#### Combinations

```
pgr_edwardMoore(Edges SQL, Combinations SQL [, directed]);
RETURNS SET OF (seq, path_seq, start_vid, end_vid, node, edge, cost, agg_cost)
OR EMPTY SET
```

#### Example:

Using a combinations table on an **undirected** graph.

```
SELECT * FROM pgr_edwardMoore(
 'SELECT id, source, target, cost, reverse_cost FROM edge_table',
 'SELECT * FROM (VALUES (2, 3), (11, 5)) AS t(source, target)',
 FALSE
);
```

| seq | path_seq | start_vid | end_vid | node | edge | cost | agg_cost |
|-----|----------|-----------|---------|------|------|------|----------|
| 1   | 1        | 2         | 3       | 2    | 2    | 1    | 0        |
| 2   | 2        | 2         | 3       | 3    | -1   | 0    | 1        |
| 3   | 1        | 11        | 5       | 11   | 11   | 1    | 0        |
| 4   | 2        | 11        | 5       | 6    | 8    | 1    | 1        |
| 5   | 3        | 11        | 5       | 5    | -1   | 0    | 2        |

(5 rows)

#### Parameters

| Parameter               | Type          | Default | Description                                    |
|-------------------------|---------------|---------|------------------------------------------------|
| <b>Edges SQL</b>        | TEXT          |         | Edges query as described below.                |
| <b>Combinations SQL</b> | TEXT          |         | Combinations query as described below.         |
| <b>start_vid</b>        | BIGINT        |         | Identifier of the starting vertex of the path. |
| <b>start_vids</b>       | ARRAY[BIGINT] |         | Array of identifiers of starting vertices.     |
| <b>end_vid</b>          | BIGINT        |         | Identifier of the ending vertex of the path.   |
| <b>end_vids</b>         | ARRAY[BIGINT] |         | Array of identifiers of ending vertices.       |

| Parameter       | Type    | Default | Description                                                                                                                                                                     |
|-----------------|---------|---------|---------------------------------------------------------------------------------------------------------------------------------------------------------------------------------|
| <b>directed</b> | BOOLEAN | true    | <ul style="list-style-type: none"> <li>When <b>true</b> Graph is considered <i>Directed</i></li> <li>When <b>false</b> the graph is considered as <i>Undirected</i>.</li> </ul> |

#### Inner queries

##### Edges query

| Column              | Type          | Default | Description                                                                                                                                                                                                      |
|---------------------|---------------|---------|------------------------------------------------------------------------------------------------------------------------------------------------------------------------------------------------------------------|
| <b>id</b>           | ANY-INTEGER   |         | Identifier of the edge.                                                                                                                                                                                          |
| <b>source</b>       | ANY-INTEGER   |         | Identifier of the first end point vertex of the edge.                                                                                                                                                            |
| <b>target</b>       | ANY-INTEGER   |         | Identifier of the second end point vertex of the edge.                                                                                                                                                           |
| <b>cost</b>         | ANY-NUMERICAL |         | Weight of the edge ( <i>source</i> , <i>target</i> ) <ul style="list-style-type: none"> <li>When negative: edge (<i>source</i>, <i>target</i>) does not exist, therefore it's not part of the graph.</li> </ul>  |
| <b>reverse_cost</b> | ANY-NUMERICAL | -1      | Weight of the edge ( <i>target</i> , <i>source</i> ), <ul style="list-style-type: none"> <li>When negative: edge (<i>target</i>, <i>source</i>) does not exist, therefore it's not part of the graph.</li> </ul> |

Where:

#### ANY-INTEGER:

SMALLINT, INTEGER, BIGINT

#### ANY-NUMERICAL:

SMALLINT, INTEGER, BIGINT, REAL, FLOAT

##### Combinations query

| Column        | Type        | Default | Description                                            |
|---------------|-------------|---------|--------------------------------------------------------|
| <b>source</b> | ANY-INTEGER |         | Identifier of the first end point vertex of the edge.  |
| <b>target</b> | ANY-INTEGER |         | Identifier of the second end point vertex of the edge. |

Where:

#### ANY-INTEGER:

SMALLINT, INTEGER, BIGINT

#### Return Columns

Returns set of (seq, path\_id, path\_seq [, start\_vid] [, end\_vid], node, edge, cost, agg\_cost)

| Column           | Type   | Description                                                                                                                                                                                     |
|------------------|--------|-------------------------------------------------------------------------------------------------------------------------------------------------------------------------------------------------|
| <b>seq</b>       | INT    | Sequential value starting from <b>1</b> .                                                                                                                                                       |
| <b>path_id</b>   | INT    | Path identifier. Has value <b>1</b> for the first of a path. Used when there are multiple paths for the same <i>start_vid</i> to <i>end_vid</i> combination.                                    |
| <b>path_seq</b>  | INT    | Relative position in the path. Has value <b>1</b> for the beginning of a path.                                                                                                                  |
| <b>start_vid</b> | BIGINT | Identifier of the starting vertex. Returned when multiple starting vertices are in the query. <ul style="list-style-type: none"> <li><b>Many to One</b></li> <li><b>Many to Many</b></li> </ul> |
| <b>end_vid</b>   | BIGINT | Identifier of the ending vertex. Returned when multiple ending vertices are in the query. <ul style="list-style-type: none"> <li><b>One to Many</b></li> <li><b>Many to Many</b></li> </ul>     |
| <b>node</b>      | BIGINT | Identifier of the node in the path from <i>start_vid</i> to <i>end_vid</i> .                                                                                                                    |
| <b>edge</b>      | BIGINT | Identifier of the edge used to go from <i>node</i> to the next node in the path sequence. <b>-1</b> for the last node of the path.                                                              |
| <b>cost</b>      | FLOAT  | Cost to traverse from <i>node</i> using <i>edge</i> to the next node in the path sequence.                                                                                                      |
| <b>agg_cost</b>  | FLOAT  | Aggregate cost from <i>start_v</i> to <i>node</i> .                                                                                                                                             |

#### Example Application

The examples of this section are based on the **Sample Data** network.

The examples include combinations from starting vertices 2 and 11 to ending vertices 3 and 5 in a directed and undirected

graph with and with out reverse\_cost.

### Examples:

For queries marked as `directed` with `cost` and `reverse_cost` columns

The examples in this section use the following **Network for queries marked as directed and cost and reverse\_cost columns are used**

```
SELECT * FROM pgr_edwardMoore(
 'SELECT id, source, target, cost, reverse_cost FROM edge_table',
 2, 3
```

```
);
seq | path_seq | node | edge | cost | agg_cost
```

| seq | path_seq | node | edge | cost | agg_cost |
|-----|----------|------|------|------|----------|
| 1   | 1        | 2    | 4    | 1    | 0        |
| 2   | 2        | 5    | 8    | 1    | 1        |
| 3   | 3        | 6    | 9    | 1    | 2        |
| 4   | 4        | 9    | 16   | 1    | 3        |
| 5   | 5        | 4    | 3    | 1    | 4        |
| 6   | 6        | 3    | -1   | 0    | 5        |

(6 rows)

```
SELECT * FROM pgr_edwardMoore(
 'SELECT id, source, target, cost, reverse_cost FROM edge_table',
 2, 5
```

```
);
seq | path_seq | node | edge | cost | agg_cost
```

| seq | path_seq | node | edge | cost | agg_cost |
|-----|----------|------|------|------|----------|
| 1   | 1        | 2    | 4    | 1    | 0        |
| 2   | 2        | 5    | -1   | 0    | 1        |

(2 rows)

```
SELECT * FROM pgr_edwardMoore(
 'SELECT id, source, target, cost, reverse_cost FROM edge_table',
 2, ARRAY[3,5]
```

```
);
seq | path_seq | end_vid | node | edge | cost | agg_cost
```

| seq | path_seq | end_vid | node | edge | cost | agg_cost |
|-----|----------|---------|------|------|------|----------|
| 1   | 1        | 3       | 2    | 4    | 1    | 0        |
| 2   | 2        | 3       | 5    | 8    | 1    | 1        |
| 3   | 3        | 3       | 6    | 9    | 1    | 2        |
| 4   | 4        | 3       | 9    | 16   | 1    | 3        |
| 5   | 5        | 3       | 4    | 3    | 1    | 4        |
| 6   | 6        | 3       | 3    | -1   | 0    | 5        |
| 7   | 1        | 5       | 2    | 4    | 1    | 0        |
| 8   | 2        | 5       | 5    | -1   | 0    | 1        |

(8 rows)

```
SELECT * FROM pgr_edwardMoore(
 'SELECT id, source, target, cost, reverse_cost FROM edge_table',
 11, 3
```

```
);
seq | path_seq | node | edge | cost | agg_cost
```

| seq | path_seq | node | edge | cost | agg_cost |
|-----|----------|------|------|------|----------|
| 1   | 1        | 11   | 13   | 1    | 0        |
| 2   | 2        | 12   | 15   | 1    | 1        |
| 3   | 3        | 9    | 16   | 1    | 2        |
| 4   | 4        | 4    | 3    | 1    | 3        |
| 5   | 5        | 3    | -1   | 0    | 4        |

(5 rows)

```
SELECT * FROM pgr_edwardMoore(
 'SELECT id, source, target, cost, reverse_cost FROM edge_table',
 11, 5
```

```
);
seq | path_seq | node | edge | cost | agg_cost
```

| seq | path_seq | node | edge | cost | agg_cost |
|-----|----------|------|------|------|----------|
| 1   | 1        | 11   | 13   | 1    | 0        |
| 2   | 2        | 12   | 15   | 1    | 1        |
| 3   | 3        | 9    | 9    | 1    | 2        |
| 4   | 4        | 6    | 8    | 1    | 3        |
| 5   | 5        | 5    | -1   | 0    | 4        |

(5 rows)

```
SELECT * FROM pgr_edwardMoore(
 'SELECT id, source, target, cost, reverse_cost FROM edge_table',
 ARRAY[2,11], 5
```

```
);
seq | path_seq | start_vid | node | edge | cost | agg_cost
```

| seq | path_seq | start_vid | node | edge | cost | agg_cost |
|-----|----------|-----------|------|------|------|----------|
| 1   | 1        | 2         | 2    | 4    | 1    | 0        |
| 2   | 2        | 2         | 5    | -1   | 0    | 1        |
| 3   | 1        | 11        | 11   | 13   | 1    | 0        |
| 4   | 2        | 11        | 12   | 15   | 1    | 1        |
| 5   | 3        | 11        | 9    | 9    | 1    | 2        |
| 6   | 4        | 11        | 6    | 8    | 1    | 3        |
| 7   | 5        | 11        | 5    | -1   | 0    | 4        |

(7 rows)

```
SELECT * FROM pgr_edwardMoore(
 'SELECT id, source, target, cost, reverse_cost FROM edge_table',
 ARRAY[2, 11], ARRAY[3,5]
```

```
);
```



```

1
seq | path_seq | start_vid | end_vid | node | edge | cost | agg_cost
-----+-----+-----+-----+-----+-----+-----+-----
1 | 1 | 2 | 3 | 2 | 4 | 1 | 0
2 | 2 | 2 | 3 | 5 | 8 | 1 | 1
3 | 3 | 2 | 3 | 6 | 9 | 1 | 2
4 | 4 | 2 | 3 | 9 | 16 | 1 | 3
5 | 5 | 2 | 3 | 4 | 3 | 1 | 4
6 | 6 | 2 | 3 | 3 | -1 | 0 | 5
7 | 1 | 2 | 5 | 2 | 4 | 1 | 0
8 | 2 | 2 | 5 | 5 | -1 | 0 | 1
9 | 1 | 11 | 3 | 11 | 13 | 1 | 0
10 | 2 | 11 | 3 | 12 | 15 | 1 | 1
11 | 3 | 11 | 3 | 9 | 16 | 1 | 2
12 | 4 | 11 | 3 | 4 | 3 | 1 | 3
13 | 5 | 11 | 3 | 3 | -1 | 0 | 4
14 | 1 | 11 | 5 | 11 | 13 | 1 | 0
15 | 2 | 11 | 5 | 12 | 15 | 1 | 1
16 | 3 | 11 | 5 | 9 | 9 | 1 | 2
17 | 4 | 11 | 5 | 6 | 8 | 1 | 3
18 | 5 | 11 | 5 | 5 | -1 | 0 | 4
(18 rows)

```

**Examples:**  
For queries marked as `undirected` with `cost` and `reverse_cost` columns

The examples in this section use the following **Network for queries marked as undirected and cost and reverse\_cost columns are used**

```
SELECT * FROM pgr_edwardMoore(
 'SELECT id, source, target, cost, reverse_cost FROM edge_table',
 2, 3,
 FALSE
);
```

| seq | path_seq | node | edge | cost | agg_cost |
|-----|----------|------|------|------|----------|
| 1   | 1        | 2    | 2    | 1    | 0        |
| 2   | 2        | 3    | -1   | 0    | 1        |

(2 rows)

```
SELECT * FROM pgr_edwardMoore(
 'SELECT id, source, target, cost, reverse_cost FROM edge_table',
 2, 5,
 FALSE
);
```

| seq | path_seq | node | edge | cost | agg_cost |
|-----|----------|------|------|------|----------|
| 1   | 1        | 2    | 4    | 1    | 0        |
| 2   | 2        | 5    | -1   | 0    | 1        |

(2 rows)

```
SELECT * FROM pgr_edwardMoore(
 'SELECT id, source, target, cost, reverse_cost FROM edge_table',
 11, 3,
 FALSE
);
```

| seq | path_seq | node | edge | cost | agg_cost |
|-----|----------|------|------|------|----------|
| 1   | 1        | 11   | 11   | 1    | 0        |
| 2   | 2        | 6    | 5    | 1    | 1        |
| 3   | 3        | 3    | -1   | 0    | 2        |

(3 rows)

```
SELECT * FROM pgr_edwardMoore(
 'SELECT id, source, target, cost, reverse_cost FROM edge_table',
 11, 5,
 FALSE
);
```

| seq | path_seq | node | edge | cost | agg_cost |
|-----|----------|------|------|------|----------|
| 1   | 1        | 11   | 11   | 1    | 0        |
| 2   | 2        | 6    | 8    | 1    | 1        |
| 3   | 3        | 5    | -1   | 0    | 2        |

(3 rows)

```
SELECT * FROM pgr_edwardMoore(
 'SELECT id, source, target, cost, reverse_cost FROM edge_table',
 ARRAY[2,11], 5,
 FALSE
);
```

| seq | path_seq | start_vid | node | edge | cost | agg_cost |
|-----|----------|-----------|------|------|------|----------|
| 1   | 1        | 2         | 2    | 4    | 1    | 0        |
| 2   | 2        | 2         | 5    | -1   | 0    | 1        |
| 3   | 1        | 11        | 11   | 11   | 1    | 0        |
| 4   | 2        | 11        | 6    | 8    | 1    | 1        |
| 5   | 3        | 11        | 5    | -1   | 0    | 2        |

(5 rows)

```
SELECT * FROM pgr_edwardMoore(
 'SELECT id, source, target, cost, reverse_cost FROM edge_table',
 2, ARRAY[3,5],
 FALSE
);
```

| seq | path_seq | end_vid | node | edge | cost | agg_cost |
|-----|----------|---------|------|------|------|----------|
| 1   | 1        | 3       | 2    | 2    | 1    | 0        |
| 2   | 2        | 3       | 3    | -1   | 0    | 1        |
| 3   | 1        | 5       | 2    | 4    | 1    | 0        |
| 4   | 2        | 5       | 5    | -1   | 0    | 1        |

(4 rows)

```
SELECT * FROM pgr_edwardMoore(
 'SELECT id, source, target, cost, reverse_cost FROM edge_table',
 ARRAY[2, 11], ARRAY[3,5],
 FALSE
);
```

| seq | path_seq | start_vid | end_vid | node | edge | cost | agg_cost |
|-----|----------|-----------|---------|------|------|------|----------|
| 1   | 1        | 2         | 3       | 2    | 2    | 1    | 0        |
| 2   | 2        | 2         | 3       | 3    | -1   | 0    | 1        |
| 3   | 1        | 2         | 5       | 2    | 4    | 1    | 0        |
| 4   | 2        | 2         | 5       | 5    | -1   | 0    | 1        |
| 5   | 1        | 11        | 3       | 11   | 11   | 1    | 0        |
| 6   | 2        | 11        | 3       | 6    | 5    | 1    | 1        |
| 7   | 3        | 11        | 3       | 3    | -1   | 0    | 2        |
| 8   | 1        | 11        | 5       | 11   | 11   | 1    | 0        |
| 9   | 2        | 11        | 5       | 6    | 8    | 1    | 1        |
| 10  | 3        | 11        | 5       | 5    | -1   | 0    | 2        |

(10 rows)

### Examples:

For queries marked as `directed` with `cost` column

The examples in this section use the following **Network for queries marked as directed and only cost column is used**

```
SELECT * FROM pgr_edwardMoore(
 'SELECT id, source, target, cost FROM edge_table',
 2, 3
);
seq | path_seq | node | edge | cost | agg_cost
-----+-----+-----+-----+-----+-----
(0 rows)
```

```
SELECT * FROM pgr_edwardMoore(
 'SELECT id, source, target, cost FROM edge_table',
 2, 5
);
seq | path_seq | node | edge | cost | agg_cost
-----+-----+-----+-----+-----+-----
1 | 1 | 2 | 4 | 1 | 0
2 | 2 | 5 | -1 | 0 | 1
(2 rows)
```

```
SELECT * FROM pgr_edwardMoore(
 'SELECT id, source, target, cost FROM edge_table',
 11, 3
);
seq | path_seq | node | edge | cost | agg_cost
-----+-----+-----+-----+-----+-----
(0 rows)
```

```
SELECT * FROM pgr_edwardMoore(
 'SELECT id, source, target, cost FROM edge_table',
 11, 5
);
seq | path_seq | node | edge | cost | agg_cost
-----+-----+-----+-----+-----+-----
(0 rows)
```

```
SELECT * FROM pgr_edwardMoore(
 'SELECT id, source, target, cost FROM edge_table',
 ARRAY[2,11], 5
);
seq | path_seq | start_vid | node | edge | cost | agg_cost
-----+-----+-----+-----+-----+-----+-----
1 | 1 | 2 | 2 | 4 | 1 | 0
2 | 2 | 2 | 5 | -1 | 0 | 1
(2 rows)
```

```
SELECT * FROM pgr_edwardMoore(
 'SELECT id, source, target, cost FROM edge_table',
 2, ARRAY[3,5]
);
seq | path_seq | end_vid | node | edge | cost | agg_cost
-----+-----+-----+-----+-----+-----+-----
1 | 1 | 5 | 2 | 4 | 1 | 0
2 | 2 | 5 | 5 | -1 | 0 | 1
(2 rows)
```

```
SELECT * FROM pgr_edwardMoore(
 'SELECT id, source, target, cost FROM edge_table',
 ARRAY[2, 11], ARRAY[3,5]
);
seq | path_seq | start_vid | end_vid | node | edge | cost | agg_cost
-----+-----+-----+-----+-----+-----+-----+-----
1 | 1 | 2 | 5 | 2 | 4 | 1 | 0
2 | 2 | 2 | 5 | 5 | -1 | 0 | 1
(2 rows)
```

### Examples:

For queries marked as `undirected` with `cost` column

The examples in this section use the following **Network for queries marked as undirected and only cost column is used**

```
SELECT * FROM pgr_edwardMoore(
 'SELECT id, source, target, cost FROM edge_table',
 2, 3,
 FALSE
);
seq | path_seq | node | edge | cost | agg_cost
-----+-----+-----+-----+-----+-----
1 | 1 | 2 | 4 | 1 | 0
2 | 2 | 5 | 8 | 1 | 1
3 | 3 | 6 | 5 | 1 | 2
4 | 4 | 3 | -1 | 0 | 3
(4 rows)
```

```
SELECT * FROM pgr_edwardMoore(
 'SELECT id, source, target, cost FROM edge_table',
 2, 5,
```

```

FALSE
);
seq | path_seq | node | edge | cost | agg_cost
-----+-----+-----+-----+-----+-----
1 | 1 | 2 | 4 | 1 | 0
2 | 2 | 5 | -1 | 0 | 1
(2 rows)

SELECT * FROM pgr_edwardMoore(
 'SELECT id, source, target, cost FROM edge_table',
 11, 3,
 FALSE
);
seq | path_seq | node | edge | cost | agg_cost
-----+-----+-----+-----+-----+-----
1 | 1 | 11 | 11 | 1 | 0
2 | 2 | 6 | 5 | 1 | 1
3 | 3 | 3 | -1 | 0 | 2
(3 rows)

SELECT * FROM pgr_edwardMoore(
 'SELECT id, source, target, cost FROM edge_table',
 11, 5,
 FALSE
);
seq | path_seq | node | edge | cost | agg_cost
-----+-----+-----+-----+-----+-----
1 | 1 | 11 | 11 | 1 | 0
2 | 2 | 6 | 8 | 1 | 1
3 | 3 | 5 | -1 | 0 | 2
(3 rows)

SELECT * FROM pgr_edwardMoore(
 'SELECT id, source, target, cost FROM edge_table',
 ARRAY[2,11], 5,
 FALSE
);
seq | path_seq | start_vid | node | edge | cost | agg_cost
-----+-----+-----+-----+-----+-----+-----
1 | 1 | 2 | 2 | 4 | 1 | 0
2 | 2 | 2 | 5 | -1 | 0 | 1
3 | 1 | 11 | 11 | 11 | 1 | 0
4 | 2 | 11 | 6 | 8 | 1 | 1
5 | 3 | 11 | 5 | -1 | 0 | 2
(5 rows)

SELECT * FROM pgr_edwardMoore(
 'SELECT id, source, target, cost FROM edge_table',
 2, ARRAY[3,5],
 FALSE
);
seq | path_seq | end_vid | node | edge | cost | agg_cost
-----+-----+-----+-----+-----+-----+-----
1 | 1 | 3 | 2 | 4 | 1 | 0
2 | 2 | 3 | 5 | 8 | 1 | 1
3 | 3 | 3 | 6 | 5 | 1 | 2
4 | 4 | 3 | 3 | -1 | 0 | 3
5 | 1 | 5 | 2 | 4 | 1 | 0
6 | 2 | 5 | 5 | -1 | 0 | 1
(6 rows)

SELECT * FROM pgr_edwardMoore(
 'SELECT id, source, target, cost FROM edge_table',
 ARRAY[2, 11], ARRAY[3,5],
 FALSE
);
seq | path_seq | start_vid | end_vid | node | edge | cost | agg_cost
-----+-----+-----+-----+-----+-----+-----+-----
1 | 1 | 2 | 3 | 2 | 4 | 1 | 0
2 | 2 | 2 | 3 | 5 | 8 | 1 | 1
3 | 3 | 2 | 3 | 6 | 5 | 1 | 2
4 | 4 | 2 | 3 | 3 | -1 | 0 | 3
5 | 1 | 2 | 5 | 2 | 4 | 1 | 0
6 | 2 | 2 | 5 | 5 | -1 | 0 | 1
7 | 1 | 11 | 3 | 11 | 11 | 1 | 0
8 | 2 | 11 | 3 | 6 | 5 | 1 | 1
9 | 3 | 11 | 3 | 3 | -1 | 0 | 2
10 | 1 | 11 | 5 | 11 | 11 | 1 | 0
11 | 2 | 11 | 5 | 6 | 8 | 1 | 1
12 | 3 | 11 | 5 | 5 | -1 | 0 | 2
(12 rows)

```

#### See Also

- [https://en.wikipedia.org/wiki/Shortest\\_Path\\_Faster\\_Algorithm](https://en.wikipedia.org/wiki/Shortest_Path_Faster_Algorithm)

#### Indices and tables

- [Index](#)
- [Search Page](#)

- Supported versions: **Latest (3.3) 3.2**

pgr\_isPlanar - Experimental

`pgr_isPlanar` — Returns a boolean depending upon the planarity of the graph.



Boost Graph Inside



#### Warning

Possible server crash

- These functions might create a server crash



#### Warning

Experimental functions

- They are not officially of the current release.
- They likely will not be officially be part of the next release:
  - The functions might not make use of ANY-INTEGER and ANY-NUMERICAL
  - Name might change.
  - Signature might change.
  - Functionality might change.
  - pgTap tests might be missing.
  - Might need c/c++ coding.
  - May lack documentation.
  - Documentation if any might need to be rewritten.
  - Documentation examples might need to be automatically generated.
  - Might need a lot of feedback from the community.
  - Might depend on a proposed function of pgRouting
  - Might depend on a deprecated function of pgRouting

#### Availability

- Version 3.2.0
  - New **experimental** function

#### Description

A graph is planar if it can be drawn in two-dimensional space with no two of its edges crossing. Such a drawing of a planar graph is called a plane drawing. Every planar graph also admits a straight-line drawing, which is a plane drawing where each edge is represented by a line segment. When a graph has  $K_5$  or  $K_{3,3}$  as subgraph then the graph is not planar.

The main characteristics are:

- This implementation use the Boyer-Myrvold Planarity Testing.
- It will return a boolean value depending upon the planarity of the graph.
- Applicable only for **undirected** graphs.
- The algorithm does not considers traversal costs in the calculations.
- Running time:  $O(|V|)$

#### Signatures

#### Summary

`pgr_isPlanar`(Edges SQL)

RETURNS BOOLEAN

```
SELECT * FROM pgr_isPlanar(
'SELECT id, source, target, cost, reverse_cost
FROM edge_table'
);
pgr_isplanar

t
(1 row)
```

Parameters

| Parameter | Type | Default | Description                   |
|-----------|------|---------|-------------------------------|
| Edges SQL | TEXT |         | SQL query as described below. |

Inner query

**Edges SQL:**  
an SQL query, which should return a set of rows with the following columns:

| Column       | Type          | Default | Description                                                                                                                                                                                                   |
|--------------|---------------|---------|---------------------------------------------------------------------------------------------------------------------------------------------------------------------------------------------------------------|
| id           | ANY-INTEGER   |         | Identifier of the edge.                                                                                                                                                                                       |
| source       | ANY-INTEGER   |         | Identifier of the first end point vertex of the edge.                                                                                                                                                         |
| target       | ANY-INTEGER   |         | Identifier of the second end point vertex of the edge.                                                                                                                                                        |
| cost         | ANY-NUMERICAL |         | <ul style="list-style-type: none"><li>When positive: edge (<i>target</i>, <i>source</i>) is part of the graph.</li><li>When negative: edge (<i>target</i>, <i>source</i>) is not part of the graph.</li></ul> |
| reverse_cost | ANY-NUMERICAL | -1      | <ul style="list-style-type: none"><li>When positive: edge (<i>target</i>, <i>source</i>) is part of the graph.</li><li>When negative: edge (<i>target</i>, <i>source</i>) is not part of the graph.</li></ul> |

Where:

**ANY-INTEGER:**  
SMALLINT, INTEGER, BIGINT  
**ANY-NUMERICAL:**  
SMALLINT, INTEGER, BIGINT, REAL, FLOAT

Result Columns

Returns a boolean (`pgr_isplanar`)

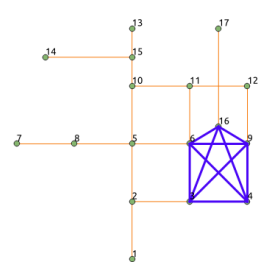
| Column       | Type    | Description                                                                                                                |
|--------------|---------|----------------------------------------------------------------------------------------------------------------------------|
| pgr_isplanar | BOOLEAN | <ul style="list-style-type: none"><li>true when the graph is planar.</li><li>false when the graph is not planar.</li></ul> |

Additional Example:

The following edges will make the subgraph with vertices {3, 4, 6, 9, 16} a(K<sub>5</sub>) graph.

```
INSERT INTO edge_table (source, target, cost, reverse_cost) VALUES
(3, 9, 1, 1), (3, 16, 1, 1),
(4, 6, 1, 1), (4, 16, 1, 1),
(6, 16, 1, 1),
(9, 16, 1, 1);
INSERT 0 6
```

The new graph is not planar because it has a(K<sub>5</sub>) subgraph. Edges in blue represent(K<sub>5</sub>) subgraph.



```
SELECT * FROM pgr_isPlanar(
'SELECT id, source, target, cost, reverse_cost
FROM edge_table'
);
pgr_isplanar

f
(1 row)
```

#### See Also

- [https://www.boost.org/libs/graph/doc/boyer\\_myrvold.html](https://www.boost.org/libs/graph/doc/boyer_myrvold.html)
- The queries use the **Sample Data** network.

#### Indices and tables

- **Index**
- **Search Page**
- **Supported versions: Latest (3.3) 3.2 3.1) 3.0**

#### pgr\_stoerWagner - Experimental

`pgr_stoerWagner` — Returns the weight of the min-cut of graph using stoerWagner algorithm. Function determines a min-cut and the min-cut weight of a connected, undirected graph implemented by Boost.Graph.



#### Boost Graph Inside



#### Warning

Possible server crash

- These functions might create a server crash



#### Warning

Experimental functions

- They are not officially of the current release.
- They likely will not be officially be part of the next release:
  - The functions might not make use of ANY-INTEGER and ANY-NUMERICAL
  - Name might change.
  - Signature might change.
  - Functionality might change.
  - pgTap tests might be missing.
  - Might need c/c++ coding.
  - May lack documentation.
  - Documentation if any might need to be rewritten.
  - Documentation examples might need to be automatically generated.
  - Might need a lot of feedback from the community.
  - Might depend on a proposed function of pgRouting
  - Might depend on a deprecated function of pgRouting

#### Availability

- Version 2.3.0
  - New **Experimental** function

#### Description

In graph theory, the Stoer–Wagner algorithm is a recursive algorithm to solve the minimum cut problem in undirected weighted graphs with non-negative weights. The essential idea of this algorithm is to shrink the graph by merging the most intensive vertices, until the graph only contains two combined vertex sets. At each phase, the algorithm finds the minimum s-t cut for two vertices s and t chosen as its will. Then the algorithm shrinks the edge between s and t to search for non s-t cuts. The

minimum cut found in all phases will be the minimum weighted cut of the graph.

A cut is a partition of the vertices of a graph into two disjoint subsets. A minimum cut is a cut for which the size or weight of the cut is not larger than the size of any other cut. For an unweighted graph, the minimum cut would simply be the cut with the least edges. For a weighted graph, the sum of all edges' weight on the cut determines whether it is a minimum cut.

#### The main characteristics are:

- Process is done only on edges with positive costs.
- It's implementation is only on **undirected** graph.
- Sum of the weights of all edges between the two sets is mincut.
  - A **mincut** is a cut having the least weight.
- Values are returned when graph is connected.
  - When there is no edge in graph then EMPTY SET is return.
  - When the graph is unconnected then EMPTY SET is return.
- Sometimes a graph has multiple min-cuts, but all have the same weight. The this function determines exactly one of the min-cuts as well as its weight.
- Running time:  $\mathcal{O}(V \cdot E + V^2 \cdot \log V)$ .

#### Signatures

```
pgr_stoerWagner(edges_sql)
```

RETURNS SET OF (seq, edge, cost, mincut)  
OR EMPTY SET

#### Example:

- TBD

```
pgr_stoerWagner(TEXT edges_sql);
RETURNS SET OF (seq, edge, cost, mincut)
OR EMPTY SET
```

```
SELECT * FROM pgr_stoerWagner(
 'SELECT id, source, target, cost, reverse_cost
 FROM edge_table
 WHERE id < 17'
);
seq | edge | cost | mincut

1 | 1 | 1 | 1
(1 row)
```

#### Parameters

| Parameter        | Type | Default | Description                   |
|------------------|------|---------|-------------------------------|
| <b>edges_sql</b> | TEXT |         | SQL query as described above. |

#### Inner query

##### edges\_sql:

an SQL query, which should return a set of rows with the following columns:

| Column              | Type          | Default | Description                                                                                                                                                                                                    |
|---------------------|---------------|---------|----------------------------------------------------------------------------------------------------------------------------------------------------------------------------------------------------------------|
| <b>id</b>           | ANY-INTEGER   |         | Identifier of the edge.                                                                                                                                                                                        |
| <b>source</b>       | ANY-INTEGER   |         | Identifier of the first end point vertex of the edge.                                                                                                                                                          |
| <b>target</b>       | ANY-INTEGER   |         | Identifier of the second end point vertex of the edge.                                                                                                                                                         |
| <b>cost</b>         | ANY-NUMERICAL |         | Weight of the edge ( <i>source</i> , <i>target</i> ) <ul style="list-style-type: none"><li>When negative: edge (<i>source</i>, <i>target</i>) does not exist, therefore it's not part of the graph.</li></ul>  |
| <b>reverse_cost</b> | ANY-NUMERICAL | -1      | Weight of the edge ( <i>target</i> , <i>source</i> ), <ul style="list-style-type: none"><li>When negative: edge (<i>target</i>, <i>source</i>) does not exist, therefore it's not part of the graph.</li></ul> |

Where:

##### ANY-INTEGER:

SMALLINT, INTEGER, BIGINT

##### ANY-NUMERICAL:



SMALLINT, INTEGER, BIGINT, REAL, FLOAT

## Result Columns

Returns set of (seq, edge, cost, mincut)

| Column | Type   | Description                                       |
|--------|--------|---------------------------------------------------|
| seq    | INT    | Sequential value starting from <b>1</b> .         |
| edge   | BIGINT | Edges which divides the set of vertices into two. |
| cost   | FLOAT  | Cost to traverse of edge.                         |
| mincut | FLOAT  | Min-cut weight of a undirected graph.             |

## Additional Example:

```
SELECT * FROM pgr_stoerWagner(
 'SELECT id, source, target, cost, reverse_cost
 FROM edge_table
 WHERE id = 18'
);
seq | edge | cost | mincut
-----+-----+-----+-----
1 | 18 | 1 | 1
(1 row)
```

Use pgr\_connectedComponents( ) function in query:

```
SELECT * FROM pgr_stoerWagner(
 $$
 SELECT id, source, target, cost, reverse_cost FROM edge_table
 where source = any (ARRAY(SELECT node FROM pgr_connectedComponents(
 'SELECT id, source, target, cost, reverse_cost FROM edge_table '
 WHERE component = 14)
)
 OR
 target = any (ARRAY(SELECT node FROM pgr_connectedComponents(
 'SELECT id, source, target, cost, reverse_cost FROM edge_table '
 WHERE component = 14)
)
)
 $$
);
seq | edge | cost | mincut
-----+-----+-----+-----
1 | 17 | 1 | 1
(1 row)
```

## See Also

- [https://en.wikipedia.org/wiki/Stoer%E2%80%93Wagner\\_algorithm](https://en.wikipedia.org/wiki/Stoer%E2%80%93Wagner_algorithm)
- The queries use the **Sample Data** network.

## Indices and tables

- **Index**
- **Search Page**

- **Supported versions:** **Latest (3.3)** **3.2** **3.1** **3.0**

## pgr\_topologicalSort - Experimental

`pgr_topologicalSort` — Returns the linear ordering of the vertices(s) for weighted directed acyclic graphs(DAG). In particular, the topological sort algorithm implemented by Boost.Graph.



Boost Graph Inside



## Warning

Possible server crash

- These functions might create a server crash



### Warning

#### Experimental functions

- They are not officially of the current release.
- They likely will not be officially be part of the next release:
  - The functions might not make use of ANY-INTEGER and ANY-NUMERICAL
  - Name might change.
  - Signature might change.
  - Functionality might change.
  - pgTap tests might be missing.
  - Might need c/c++ coding.
  - May lack documentation.
  - Documentation if any might need to be rewritten.
  - Documentation examples might need to be automatically generated.
  - Might need a lot of feedback from the community.
  - Might depend on a proposed function of pgRouting
  - Might depend on a deprecated function of pgRouting

### Availability

- Version 3.0.0
  - New **experimental** function
- **TBD**

### Description

The topological sort algorithm creates a linear ordering of the vertices such that if edge (u,v) appears in the graph, then v comes before u in the ordering.

This implementation can only be used with a **directed** graph with no cycles i.e. directed acyclic graph.

The main characteristics are:

- Process is valid for directed acyclic graphs only. otherwise it will throw warnings.
- For optimization purposes, if there are more than one answer, the function will return one of them.
- The returned values are ordered in topological order:
- Running time:  $O(V + E)$

### Signatures

### Summary

```
pgr_topologicalSort(edges_sql)

RETURNS SET OF (seq, sorted_v)
OR EMPTY SET
```

### Example:

For a **directed** graph

```
SELECT * FROM pgr_topologicalsort(
 'SELECT id,source,target,cost,reverse_cost FROM edge_table1'
);
seq | sorted_v
----+-----
 1 | 0
 2 | 1
 3 | 3
 4 | 2
(4 rows)
```

### Parameters

| Parameter        | Type | Default | Description                   |
|------------------|------|---------|-------------------------------|
| <b>edges_sql</b> | TEXT |         | SQL query as described above. |

## Inner query

### edges\_sql:

an SQL query, which should return a set of rows with the following columns:

| Column              | Type          | Default | Description                                                                                                                                                                                                    |
|---------------------|---------------|---------|----------------------------------------------------------------------------------------------------------------------------------------------------------------------------------------------------------------|
| <b>id</b>           | ANY-INTEGER   |         | Identifier of the edge.                                                                                                                                                                                        |
| <b>source</b>       | ANY-INTEGER   |         | Identifier of the first end point vertex of the edge.                                                                                                                                                          |
| <b>target</b>       | ANY-INTEGER   |         | Identifier of the second end point vertex of the edge.                                                                                                                                                         |
| <b>cost</b>         | ANY-NUMERICAL |         | Weight of the edge ( <i>source</i> , <i>target</i> ) <ul style="list-style-type: none"><li>When negative: edge (<i>source</i>, <i>target</i>) does not exist, therefore it's not part of the graph.</li></ul>  |
| <b>reverse_cost</b> | ANY-NUMERICAL | -1      | Weight of the edge ( <i>target</i> , <i>source</i> ), <ul style="list-style-type: none"><li>When negative: edge (<i>target</i>, <i>source</i>) does not exist, therefore it's not part of the graph.</li></ul> |

Where:

### ANY-INTEGER:

SMALLINT, INTEGER, BIGINT

### ANY-NUMERICAL:

SMALLINT, INTEGER, BIGINT, REAL, FLOAT

## Result Columns

Returns set of (seq, sorted\_v)

| Column          | Type   | Description                                                   |
|-----------------|--------|---------------------------------------------------------------|
| <b>seq</b>      | INT    | Sequential value starting from <b>1</b> .                     |
| <b>sorted_v</b> | BIGINT | Linear ordering of the vertices(ordered in topological order) |

## See Also

- [https://en.wikipedia.org/wiki/Topological\\_sorting](https://en.wikipedia.org/wiki/Topological_sorting)
- The queries use the **Sample Data** network.

## Indices and tables

- **Index**
- **Search Page**

- **Supported versions: Latest (3.3) 3.2 3.1 3.0**

[pgr\\_transitiveClosure](#) - Experimental

[pgr\\_transitiveClosure](#) — Returns the transitive closure graph of the input graph. In particular, the transitive closure algorithm implemented by Boost.Graph.



Boost Graph Inside



### Warning

Possible server crash

- These functions might create a server crash



### Warning

Experimental functions

- They are not officially of the current release.
- They likely will not be officially be part of the next release:
  - The functions might not make use of ANY-INTEGER and ANY-NUMERICAL
  - Name might change.
  - Signature might change.
  - Functionality might change.
  - pgTap tests might be missing.
  - Might need c/c++ coding.
  - May lack documentation.
  - Documentation if any might need to be rewritten.
  - Documentation examples might need to be automatically generated.
  - Might need a lot of feedback from the community.
  - Might depend on a proposed function of pgRouting
  - Might depend on a deprecated function of pgRouting

## Availability

- Version 3.0.0
  - New **experimental** function

## Description

The transitive\_closure() function transforms the input graph g into the transitive closure graph tc.

This implementation can only be used with a **directed** graph with no cycles i.e. directed acyclic graph.

The main characteristics are:

- Process is valid for directed acyclic graphs only. otherwise it will throw warnings.
- The returned values are not ordered:
- Running time:  $\mathcal{O}(|V||E|)$

## Signatures

## Summary

The pgr\_transitiveClosure function has the following signature:

```
pgr_transitiveClosure(Edges SQL)
RETURNS SETOF (id, vid, target_array)
```

## Example:

Complete Graph of 3 vertexs

```
SELECT * FROM pgr_transitiveclosure(
 'SELECT id,source,target,cost,reverse_cost FROM edge_table1'
);
seq | vid | target_array
-----+-----
1 | 0 | {1,3,2}
2 | 1 | {3,2}
3 | 3 | {2}
4 | 2 | {}
(4 rows)
```

## Parameters

| Column    | Type | Description                                  |
|-----------|------|----------------------------------------------|
| Edges SQL | TEXT | SQL query as described in <b>Inner query</b> |

## Inner query

| Column | Type          | Default | Description                                                                                                                                                                                                       |
|--------|---------------|---------|-------------------------------------------------------------------------------------------------------------------------------------------------------------------------------------------------------------------|
| id     | ANY-INTEGER   |         | Identifier of the edge.                                                                                                                                                                                           |
| source | ANY-INTEGER   |         | Identifier of the first end point vertex of the edge.                                                                                                                                                             |
| target | ANY-INTEGER   |         | Identifier of the second end point vertex of the edge.                                                                                                                                                            |
| cost   | ANY-NUMERICAL |         | Weight of the edge ( <i>source</i> , <i>target</i> ) <ul style="list-style-type: none"> <li>• When negative: edge (<i>source</i>, <i>target</i>) does not exist, therefore it's not part of the graph.</li> </ul> |

| Column              | Type          | Default | Description                                                                                                                                                                                                      |
|---------------------|---------------|---------|------------------------------------------------------------------------------------------------------------------------------------------------------------------------------------------------------------------|
| <b>reverse_cost</b> | ANY-NUMERICAL | -1      | Weight of the edge ( <i>target</i> , <i>source</i> ), <ul style="list-style-type: none"> <li>When negative: edge (<i>target</i>, <i>source</i>) does not exist, therefore it's not part of the graph.</li> </ul> |

Where:

**ANY-INTEGER:**

SMALLINT, INTEGER, BIGINT

**ANY-NUMERICAL:**

SMALLINT, INTEGER, BIGINT, REAL, FLOAT

**Result Columns**

RETURNS SETOF (seq, vid, target\_array)

The function returns a single row. The columns of the row are:

| Column              | Type          | Description                                                            |
|---------------------|---------------|------------------------------------------------------------------------|
| <b>seq</b>          | INTEGER       | Sequential value starting from <b>1</b> .                              |
| <b>vid</b>          | BIGINT        | Identifier of the vertex.                                              |
| <b>target_array</b> | ARRAY[BIGINT] | Array of identifiers of the vertices that are reachable from vertex v. |

**Additional Examples**

**Example:**

Some sub graphs of the sample data

```

SELECT * FROM pgr_transitiveclosure(
 'SELECT id,source,target,cost,reverse_cost FROM edge_table where id=2'
);
seq | vid | target_array
-----+-----+-----
 1 | 2 | {}
 2 | 3 | {2}
(2 rows)

SELECT * FROM pgr_transitiveclosure(
 'SELECT id,source,target,cost,reverse_cost FROM edge_table where id=3'
);
seq | vid | target_array
-----+-----+-----
 1 | 3 | {}
 2 | 4 | {3}
(2 rows)

SELECT * FROM pgr_transitiveclosure(
 'SELECT id,source,target,cost,reverse_cost FROM edge_table where id=2 or id=3'
);
seq | vid | target_array
-----+-----+-----
 1 | 2 | {}
 2 | 3 | {2}
 3 | 4 | {3,2}
(3 rows)

SELECT * FROM pgr_transitiveclosure(
 'SELECT id,source,target,cost,reverse_cost FROM edge_table where id=11'
);
seq | vid | target_array
-----+-----+-----
 1 | 6 | {11}
 2 | 11 | {}
(2 rows)

/* -- q3 */
SELECT * FROM pgr_transitiveclosure(
 'SELECT id,source,target,cost,reverse_cost FROM edge_table where cost=-1 or reverse_cost=-1'
);
seq | vid | target_array
-----+-----+-----
 1 | 2 | {}
 2 | 3 | {11,12,6,2}
 3 | 4 | {11,12,3,6,2}
 4 | 6 | {11,12}
 5 | 11 | {12}
 6 | 10 | {11,12}
 7 | 12 | {}
(7 rows)

```

## See Also

- [https://en.wikipedia.org/wiki/Transitive\\_closure](https://en.wikipedia.org/wiki/Transitive_closure)
- The queries use the **Sample Data** network.

## Indices and tables

- **Index**
- **Search Page**

- **Supported versions:** **Latest (3.3)** **3.2** **3.1** **3.0**

## pgr\_turnRestrictedPath - Experimental

pgr\_turnRestrictedPath



### Warning

Possible server crash

- These functions might create a server crash



### Warning

Experimental functions

- They are not officially of the current release.
- They likely will not be officially be part of the next release:
  - The functions might not make use of ANY-INTEGER and ANY-NUMERICAL
  - Name might change.
  - Signature might change.
  - Functionality might change.
  - pgTap tests might be missing.
  - Might need c/c++ coding.
  - May lack documentation.
  - Documentation if any might need to be rewritten.
  - Documentation examples might need to be automatically generated.
  - Might need a lot of feedback from the community.
  - Might depend on a proposed function of pgRouting
  - Might depend on a deprecated function of pgRouting

## Availability

- Version 3.0.0
  - New **Experimental** function

## Description

- TBD

## Signatures

## Summary

```
pgr_turnRestrictedPath(Edges SQL, Restrictions SQL, Start vertex, End vertex, K cycles,
[, directed] [,heap_paths] [, stop_on_first] [,strict])
RETURNS SETOF (seq, path_id, path_seq, node, edge, cost, agg_cost)
```

## Parameters

- TBD

## Parameters

- TBD

## Inner query

- TBD

#### Result Columns

- TBD

#### Additional Examples

##### Example:

#### See Also

#### Indices and tables

- [Index](#)
- [Search Page](#)

- **Supported versions: Latest (3.3) 3.2**

`pgr_lengauerTarjanDominatorTree` -Experimental

`pgr_lengauerTarjanDominatorTree` — Returns the immediate dominator of all vertices.



Boost Graph Inside



#### Warning

Possible server crash

- These functions might create a server crash



#### Warning

Experimental functions

- They are not officially of the current release.
- They likely will not be officially be part of the next release:
  - The functions might not make use of ANY-INTEGER and ANY-NUMERICAL
  - Name might change.
  - Signature might change.
  - Functionality might change.
  - pgTap tests might be missing.
  - Might need c/c++ coding.
  - May lack documentation.
  - Documentation if any might need to be rewritten.
  - Documentation examples might need to be automatically generated.
  - Might need a lot of feedback from the community.
  - Might depend on a proposed function of pgRouting
  - Might depend on a deprecated function of pgRouting

#### Availability

- Version 3.2.0
  - New **experimental** function

#### Description

The algorithm calculates the *immediat dominator* of each vertex called **idom**, once **idom** of each vertex is calculated then by making every **idom** of each vertex as its parent, the dominator tree can be built.

#### The main Characteristics are:

- The algorithm works in directed graph only.

- The returned values are not ordered.
- The algorithm returns *idom* of each vertex.
- If the *root vertex* not present in the graph then it returns empty set.
- Running time:  $\mathcal{O}((V+E)\log(V+E))$

### Signatures

### Summary

```
pgr_lengauerTarjanDominatorTree(Edges SQL, root vertex)
RETURNS SET OF (seq, vertex_id, idom)
OR EMPTY SET
```

### Example:

The lengauerTarjanDominatorTree with root vertex  $\backslash(1\backslash)$

```
SELECT * FROM pgr_lengauertarjandominatorTree(
 $$SELECT id,source,target,cost,reverse_cost FROM edge_table$$,
 1
);
seq | vertex_id | idom
-----+-----+-----
1 | 1 | 0
2 | 2 | 1
3 | 3 | 4
4 | 4 | 9
5 | 5 | 2
6 | 6 | 5
7 | 7 | 8
8 | 8 | 5
9 | 9 | 5
10 | 10 | 5
11 | 11 | 5
12 | 12 | 5
13 | 13 | 10
14 | 14 | 0
15 | 15 | 0
16 | 16 | 0
17 | 17 | 0
(17 rows)
```

### Parameters

| Column             | Type          | Description                        |
|--------------------|---------------|------------------------------------|
| <b>Edges SQL</b>   | <b>TEXT</b>   | SQL query as described above.      |
| <b>root vertex</b> | <b>BIGINT</b> | Identifier of the starting vertex. |

### Inner query

| Column              | Type                 | Default | Description                                                                                                                                                                                                        |
|---------------------|----------------------|---------|--------------------------------------------------------------------------------------------------------------------------------------------------------------------------------------------------------------------|
| <b>id</b>           | <b>ANY-INTEGER</b>   |         | Identifier of the edge.                                                                                                                                                                                            |
| <b>source</b>       | <b>ANY-INTEGER</b>   |         | Identifier of the first end point vertex of the edge.                                                                                                                                                              |
| <b>target</b>       | <b>ANY-INTEGER</b>   |         | Identifier of the second end point vertex of the edge.                                                                                                                                                             |
| <b>cost</b>         | <b>ANY-NUMERICAL</b> |         | Weight of the edge ( <i>source</i> , <i>target</i> ) <ul style="list-style-type: none"> <li>• When negative: edge (<i>source</i>, <i>target</i>) does not exist, therefore it's not part of the graph.</li> </ul>  |
| <b>reverse_cost</b> | <b>ANY-NUMERICAL</b> | -1      | Weight of the edge ( <i>target</i> , <i>source</i> ), <ul style="list-style-type: none"> <li>• When negative: edge (<i>target</i>, <i>source</i>) does not exist, therefore it's not part of the graph.</li> </ul> |

Where:

#### **ANY-INTEGER:**

SMALLINT, INTEGER, BIGINT

#### **ANY-NUMERICAL:**

SMALLINT, INTEGER, BIGINT, REAL, FLOAT

### Result Columns

Returns set of (seq, vertex\_id,idom)

| Column | Type | Description |
|--------|------|-------------|
|--------|------|-------------|



| Column    | Type    | Description                       |
|-----------|---------|-----------------------------------|
| seq       | INTEGER | Sequential value starting from 1. |
| vertex_id | BIGINT  | Identifier of vertex .            |
| idom      | BIGINT  | Immediate dominator of vertex.    |

Additional Examples

The examples in this section use the following **Network for queries marked as directed and cost and reverse\_cost columns are used**

Example:

When the edge is disonnected from graph then it will returns immidiate dominator of all other vertex as zero.

```

SELECT * FROM pgr_lengauertarjandominatortree(
 $$SELECT id,source,target,cost,reverse_cost FROM edge_table$$,
 16
);
seq | vertex_id | idom
-----+-----+-----
1 | 1 | 0
2 | 2 | 0
3 | 3 | 0
4 | 4 | 0
5 | 5 | 0
6 | 6 | 0
7 | 7 | 0
8 | 8 | 0
9 | 9 | 0
10 | 10 | 0
11 | 11 | 0
12 | 12 | 0
13 | 13 | 0
14 | 14 | 0
15 | 15 | 0
16 | 16 | 0
17 | 17 | 16
(17 rows)

```

See Also

- [Boost: lengauerTarjanDominatorTree algorithm documentation](#)
- [Wikipedia: dominator tree](#)
- [Sample Data](#) network.

Indices and tables

- [Index](#)
- [Search Page](#)

See Also

Indices and tables

- [Index](#)
- [Search Page](#)

Release Notes

- **Supported versions:** **Latest (3.3)** 3.2 3.1 3.0
- **Unsupported versions:** 2.6 2.5 2.4 2.3 2.2 2.1 2.0

Release Notes

To see the full list of changes check the list of **Git commits** on Github.

Contents

- [pgRouting 3.3.1 Release Notes](#)
- [pgRouting 3.3.0 Release Notes](#)
- [pgRouting 3.2.2 Release Notes](#)

- [pgRouting 3.2.1 Release Notes](#)
- [pgRouting 3.2.0 Release Notes](#)
- [pgRouting 3.1.4 Release Notes](#)
- [pgRouting 3.1.3 Release Notes](#)
- [pgRouting 3.1.2 Release Notes](#)
- [pgRouting 3.1.1 Release Notes](#)
- [pgRouting 3.1.0 Release Notes](#)
- [pgRouting 3.0.6 Release Notes](#)
- [pgRouting 3.0.5 Release Notes](#)
- [pgRouting 3.0.4 Release Notes](#)
- [pgRouting 3.0.3 Release Notes](#)
- [pgRouting 3.0.2 Release Notes](#)
- [pgRouting 3.0.1 Release Notes](#)
- [pgRouting 3.0.0 Release Notes](#)
- [pgRouting 2.6.3 Release Notes](#)
- [pgRouting 2.6.2 Release Notes](#)
- [pgRouting 2.6.1 Release Notes](#)
- [pgRouting 2.6.0 Release Notes](#)
- [pgRouting 2.5.5 Release Notes](#)
- [pgRouting 2.5.4 Release Notes](#)
- [pgRouting 2.5.3 Release Notes](#)
- [pgRouting 2.5.2 Release Notes](#)
- [pgRouting 2.5.1 Release Notes](#)
- [pgRouting 2.5.0 Release Notes](#)
- [pgRouting 2.4.2 Release Notes](#)
- [pgRouting 2.4.1 Release Notes](#)
- [pgRouting 2.4.0 Release Notes](#)
- [pgRouting 2.3.2 Release Notes](#)
- [pgRouting 2.3.1 Release Notes](#)
- [pgRouting 2.3.0 Release Notes](#)
- [pgRouting 2.2.4 Release Notes](#)
- [pgRouting 2.2.3 Release Notes](#)
- [pgRouting 2.2.2 Release Notes](#)
- [pgRouting 2.2.1 Release Notes](#)
- [pgRouting 2.2.0 Release Notes](#)
- [pgRouting 2.1.0 Release Notes](#)
- [pgRouting 2.0.1 Release Notes](#)
- [pgRouting 2.0.0 Release Notes](#)
- [pgRouting 1.x Release Notes](#)
  - [Changes for release 1.05](#)
  - [Changes for release 1.03](#)
  - [Changes for release 1.02](#)
  - [Changes for release 1.01](#)
  - [Changes for release 1.0](#)
  - [Changes for release 1.0.0b](#)
  - [Changes for release 1.0.0a](#)
  - [Changes for release 0.9.9](#)
  - [Changes for release 0.9.8](#)

### pgRouting 3.3.1 Release Notes

To see all issues & pull requests closed by this release see the [Git closed milestone for 3.3.1](#) on Github.

#### Issue fixes

- [#2216](#): Warnings when using clang
- [#2266](#): Error processing restrictions

### pgRouting 3.3.0 Release Notes

To see all issues & pull requests closed by this release see the [Git closed milestone for 3.3.0](#) on Github.

#### Issue fixes

- [#2057](#): trspViaEdges columns in different order
- [#2087](#): pgr\_extractVertices to proposed
- [#2201](#): pgr\_depthFirstSearch to proposed

- **#2202**: pgr\_sequentialVertexColoring to proposed
- **#2203**: pgr\_dijkstraNear and pgr\_dijkstraNearCost to proposed

### New experimental functions

- Coloring
  - pgr\_edgeColoring

### Experimental promoted to Proposed

- Dijkstra
  - pgr\_dijkstraNear
    - pgr\_dijkstraNear(Combinations)
    - pgr\_dijkstraNear(Many to Many)
    - pgr\_dijkstraNear(Many to One)
    - pgr\_dijkstraNear(One to Many)
  - pgr\_dijkstraNearCost
    - pgr\_dijkstraNearCost(Combinations)
    - pgr\_dijkstraNearCost(Many to Many)
    - pgr\_dijkstraNearCost(Many to One)
    - pgr\_dijkstraNearCost(One to Many)
- Coloring
  - pgr\_sequentialVertexColoring
- Topology
  - pgr\_extractVertices
- Traversal
  - pgr\_depthFirstSearch(Multiple vertices)
  - pgr\_depthFirstSearch(Single vertex)

### pgRouting 3.2.2 Release Notes

To see all issues & pull requests closed by this release see the [Git closed milestone for 3.2.2](#) on Github.

#### Issues

- **#2093**: Compilation on Visual Studio
- **#2189**: Build error on RHEL 7

### pgRouting 3.2.1 Release Notes

To see all issues & pull requests closed by this release see the [Git closed milestone for 3.2.1](#) on Github.

#### Issue fixes

- **#1883**: pgr\_TSPeuclidean crashes connection on Windows
  - The solution is to use Boost::graph::metric\_tsp\_approx
  - To not break user's code the optional parameters related to the TSP Annaeling are ignored
  - The function with the annaeling optional parameters is deprecated

### pgRouting 3.2.0 Release Notes

To see all issues & pull requests closed by this release see the [Git closed milestone for 3.2.0](#) on Github.

#### Build

- **#1850**: Change Boost min version to 1.56
  - Removing support for Boost v1.53, v1.54 & v1.55

### New experimental functions

- pgr\_bellmanFord(Combinations)
- pgr\_binaryBreadthFirstSearch(Combinations)
- pgr\_bipartite
- pgr\_dagShortestPath(Combinations)
- pgr\_depthFirstSearch
- Dijkstra Near
  - pgr\_dijkstraNear

- pgr\_dijkstraNear(One to Many)
  - pgr\_dijkstraNear(Many to One)
  - pgr\_dijkstraNear(Many to Many)
  - pgr\_dijkstraNear(Combinations)
- pgr\_dijkstraNearCost
  - pgr\_dijkstraNearCost(One to Many)
  - pgr\_dijkstraNearCost(Many to One)
  - pgr\_dijkstraNearCost(Many to Many)
  - pgr\_dijkstraNearCost(Combinations)
- pgr\_edwardMoore(Combinations)
- pgr\_isPlanar
- pgr\_lengauerTarjanDominatorTree
- pgr\_makeConnected
- Flow
  - pgr\_maxFlowMinCost(Combinations)
  - pgr\_maxFlowMinCost\_Cost(Combinations)
- pgr\_sequentialVertexColoring

### New proposed functions

- Astar
  - pgr\_aStar(Combinations)
  - pgr\_aStarCost(Combinations)
- Bidirectional Astar
  - pgr\_bdAstar(Combinations)
  - pgr\_bdAstarCost(Combinations)
- Bidirectional Dijkstra
  - pgr\_bdDijkstra(Combinations)
  - pgr\_bdDijkstraCost(Combinations)
- Flow
  - pgr\_boykovKolmogorov(Combinations)
  - pgr\_edgeDisjointPaths(Combinations)
  - pgr\_edmondsKarp(Combinations)
  - pgr\_maxFlow(Combinations)
  - pgr\_pushRelabel(Combinations)
- pgr\_withPoints(Combinations)
- pgr\_withPointsCost(Combinations)

### pgRouting 3.1.4 Release Notes

To see all issues & pull requests closed by this release see the [Git closed milestone for 3.1.4](#) on Github.

#### Issues fixes

- **#2189**: Build error on RHEL 7

### pgRouting 3.1.3 Release Notes

To see all issues & pull requests closed by this release see the [Git closed milestone for 3.1.3](#) on Github.

#### Issues fixes

- **#1825**: Boost versions are not honored
- **#1849**: Boost 1.75.0 geometry “point\_xy.hpp” build error on macOS environment
- **#1861**: vrp functions crash server

### pgRouting 3.1.2 Release Notes

To see all issues & pull requests closed by this release see the [Git closed milestone for 3.1.2](#) on Github.

#### Issues fixes

- **#1304**: FreeBSD 12 64-bit crashes on pgr\_vrOneDepot tests Experimental Function
- **#1356**: tools/testers/pg\_prove\_tests.sh fails when PostgreSQL port is not passed
- **#1725**: Server crash on pgr\_pickDeliver and pgr\_vrpOneDepot on openbsd
- **#1760**: TSP server crash on ubuntu 20.04 **#1760**
- **#1770**: Remove warnings when using clang compiler

### pgRouting 3.1.1 Release Notes

To see all issues & pull requests closed by this release see the [Git closed milestone for 3.1.1](#) on Github.

#### Issues fixes

- **#1733**: pgr\_bdAstar fails when source or target vertex does not exist in the graph
- **#1647**: Linear Contraction contracts self loops
- **#1640**: pgr\_withPoints fails when points\_sql is empty
- **#1616**: Path evaluation on C++ not updated before the results go back to C
- **#1300**: pgr\_chinesePostman crash on test data

### pgRouting 3.1.0 Release Notes

To see all issues & pull requests closed by this release see the [Git closed milestone for 3.1.0](#) on Github.

#### New proposed functions

- pgr\_dijkstra(combinations)
- pgr\_dijkstraCost(combinations)

#### Build changes

- Minimal requirement for Sphinx: version 1.8

### pgRouting 3.0.6 Release Notes

To see all issues & pull requests closed by this release see the [Git closed milestone for 3.0.6](#) on Github.

#### Issues fixes

- **#2189**: Build error on RHEL 7

### pgRouting 3.0.5 Release Notes

To see all issues & pull requests closed by this release see the [Git closed milestone for 3.0.5](#) on Github.

#### Backport issues fixes

- **#1825**: Boost versions are not honored
- **#1849**: Boost 1.75.0 geometry "point\_xy.hpp" build error on macOS environment
- **#1861**: vrp functions crash server

### pgRouting 3.0.4 Release Notes

To see all issues & pull requests closed by this release see the [Git closed milestone for 3.0.4](#) on Github.

#### Backport issues fixes

- **#1304**: FreeBSD 12 64-bit crashes on pgr\_vrOneDepot tests Experimental Function
- **#1356**: tools/testers/pg\_prove\_tests.sh fails when PostgreSQL port is not passed
- **#1725**: Server crash on pgr\_pickDeliver and pgr\_vrpOneDepot on openbsd
- **#1760**: TSP server crash on ubuntu 20.04 #1760
- **#1770**: Remove warnings when using clang compiler

### pgRouting 3.0.3 Release Notes

#### Backport issues fixes

- **#1733**: pgr\_bdAstar fails when source or target vertex does not exist in the graph
- **#1647**: Linear Contraction contracts self loops
- **#1640**: pgr\_withPoints fails when points\_sql is empty
- **#1616**: Path evaluation on C++ not updated before the results go back to C
- **#1300**: pgr\_chinesePostman crash on test data

### pgRouting 3.0.2 Release Notes

To see all issues & pull requests closed by this release see the [Git closed milestone for 3.0.2](#) on Github.

#### Issues fixes

- **#1378**: Visual Studio build failing

#### pgRouting 3.0.1 Release Notes

To see all issues & pull requests closed by this release see the [Git closed milestone for 3.0.1](#) on Github.

#### Issues fixes

- **#232**: Honor client cancel requests in C /C++ code

#### pgRouting 3.0.0 Release Notes

To see all issues & pull requests closed by this release see the [Git closed milestone for 3.0.0](#) on Github.

#### Fixed Issues

- **#1153**: Renamed pgr\_eucledianTSP to pgr\_TSPeuclidean
- **#1188**: Removed CGAL dependency
- **#1002**: Fixed contraction issues:
  - **#1004**: Contracts when forbidden vertices do not belong to graph
  - **#1005**: Intermideate results eliminated
  - **#1006**: No loss of information

#### New functions

- Kruskal family
  - pgr\_kruskal
  - pgr\_kruskalBFS
  - pgr\_kruskalDD
  - pgr\_kruskalDFS
- Prim family
  - pgr\_prim
  - pgr\_primDD
  - pgr\_primDFS
  - pgr\_primBFS

#### Proposed moved to official on pgRouting

- aStar Family
  - pgr\_aStar(one to many)
  - pgr\_aStar(many to one)
  - pgr\_aStar(many to many)
  - pgr\_aStarCost(one to one)
  - pgr\_aStarCost(one to many)
  - pgr\_aStarCost(many to one)
  - pgr\_aStarCost(many to many)
  - pgr\_aStarCostMatrix(one to one)
  - pgr\_aStarCostMatrix(one to many)
  - pgr\_aStarCostMatrix(many to one)
  - pgr\_aStarCostMatrix(many to many)
- bdAstar Family
  - pgr\_bdAstar(one to many)
  - pgr\_bdAstar(many to one)
  - pgr\_bdAstar(many to many)
  - pgr\_bdAstarCost(one to one)
  - pgr\_bdAstarCost(one to many)
  - pgr\_bdAstarCost(many to one)
  - pgr\_bdAstarCost(many to many)
  - pgr\_bdAstarCostMatrix(one to one)
  - pgr\_bdAstarCostMatrix(one to many)
  - pgr\_bdAstarCostMatrix(many to one)
  - pgr\_bdAstarCostMatrix(many to many)
- bdDijkstra Family

- o pgr\_bdDijkstra(one to many)
  - o pgr\_bdDijkstra(many to one)
  - o pgr\_bdDijkstra(many to many)
  - o pgr\_bdDijkstraCost(one to one)
  - o pgr\_bdDijkstraCost(one to many)
  - o pgr\_bdDijkstraCost(many to one)
  - o pgr\_bdDijkstraCost(many to many)
  - o pgr\_bdDijkstraCostMatrix(one to one)
  - o pgr\_bdDijkstraCostMatrix(one to many)
  - o pgr\_bdDijkstraCostMatrix(many to one)
  - o pgr\_bdDijkstraCostMatrix(many to many)
- o Flow Family
  - o pgr\_pushRelabel(one to one)
  - o pgr\_pushRelabel(one to many)
  - o pgr\_pushRelabel(many to one)
  - o pgr\_pushRelabel(many to many)
  - o pgr\_edmondsKarp(one to one)
  - o pgr\_edmondsKarp(one to many)
  - o pgr\_edmondsKarp(many to one)
  - o pgr\_edmondsKarp(many to many)
  - o pgr\_boykovKolmogorov (one to one)
  - o pgr\_boykovKolmogorov (one to many)
  - o pgr\_boykovKolmogorov (many to one)
  - o pgr\_boykovKolmogorov (many to many)
  - o pgr\_maxCardinalityMatching
  - o pgr\_maxFlow
  - o pgr\_edgeDisjointPaths(one to one)
  - o pgr\_edgeDisjointPaths(one to many)
  - o pgr\_edgeDisjointPaths(many to one)
  - o pgr\_edgeDisjointPaths(many to many)
- o Components family
  - o pgr\_connectedComponents
  - o pgr\_strongComponents
  - o pgr\_biconnectedComponents
  - o pgr\_articulationPoints
  - o pgr\_bridges
- o Contraction:
  - o Removed unnecessary column seq
  - o Bug Fixes

### New Experimental functions

- o pgr\_maxFlowMinCost
- o pgr\_maxFlowMinCost\_Cost
- o pgr\_extractVertices
- o pgr\_turnRestrictedPath
- o pgr\_stoerWagner
- o pgr\_dagShortestpath
- o pgr\_topologicalSort
- o pgr\_transitiveClosure
- o VRP category
  - o pgr\_pickDeliverEuclidean
  - o pgr\_pickDeliver
- o Chinese Postman family
  - o pgr\_chinesePostman
  - o pgr\_chinesePostmanCost
- o Breadth First Search family
  - o pgr\_breadthFirstSearch
  - o pgr\_binaryBreadthFirstSearch
- o Bellman Ford family
  - o pgr\_bellmanFord
  - o pgr\_edwardMoore

### Moved to legacy

- o Experimental functions
  - o pgr\_labelGraph - Use the components family of functions instead.
  - o Max flow - functions were renamed on v2.5.0

- o pgr\_maxFlowPushRelabel
  - o pgr\_maxFlowBoykovKolmogorov
  - o pgr\_maxFlowEdmondsKarp
  - o pgr\_maximumcardinalitymatching
- o VRP
  - o pgr\_gsoc\_vrppdtw
- o TSP old signatures
- o pgr\_pointsAsPolygon
- o pgr\_alphaShape old signature

### pgRouting 2.6.3 Release Notes

To see the issues closed by this release see the [Git closed milestone for 2.6.3](#) on Github.

#### Bug fixes

- o **#1219** Implicit cast for via\_path integer to text
- o **#1193** Fixed pgr\_pointsAsPolygon breaking when comparing strings in WHERE clause
- o **#1185** Improve FindPostgreSQL.cmake

### pgRouting 2.6.2 Release Notes

To see the issues closed by this release see the [Git closed milestone for 2.6.2](#) on Github.

#### Bug fixes

- o **#1152** Fixes driving distance when vertex is not part of the graph
- o **#1098** Fixes windows test
- o **#1165** Fixes build for python3 and perl5

### pgRouting 2.6.1 Release Notes

To see the issues closed by this release see the [Git closed milestone for 2.6.1](#) on Github.

- o Fixes server crash on several functions.
  - o pgr\_floydWarshall
  - o pgr\_johnson
  - o pgr\_astar
  - o pgr\_bdAstar
  - o pgr\_bdDijkstra
  - o pgr\_alphashape
  - o pgr\_dijkstraCostMatrix
  - o pgr\_dijkstra
  - o pgr\_dijkstraCost
  - o pgr\_drivingDistance
  - o pgr\_KSP
  - o pgr\_dijkstraVia (proposed)
  - o pgr\_boykovKolmogorov (proposed)
  - o pgr\_edgeDisjointPaths (proposed)
  - o pgr\_edmondsKarp (proposed)
  - o pgr\_maxCardinalityMatch (proposed)
  - o pgr\_maxFlow (proposed)
  - o pgr\_withPoints (proposed)
  - o pgr\_withPointsCost (proposed)
  - o pgr\_withPointsKSP (proposed)
  - o pgr\_withPointsDD (proposed)
  - o pgr\_withPointsCostMatrix (proposed)
  - o pgr\_contractGraph (experimental)
  - o pgr\_pushRelabel (experimental)
  - o pgr\_vrpOneDepot (experimental)
  - o pgr\_gsoc\_vrppdtw (experimental)
  - o Fixes for deprecated functions where also applied but not tested
- o Removed compilation warning for g++8
- o Fixed a fallthrough on Astar and bdAstar.

### pgRouting 2.6.0 Release Notes



To see the issues closed by this release see the [Git closed milestone for 2.6.0](#) on Github.

### New experimental functions

- `pgr_lineGraphFull`

### Bug fixes

- Fix `pgr_trsp(text, integer, double precision, integer, double precision, boolean, boolean[, text])`
  - without restrictions
    - calls `pgr_dijkstra` when both end points have a fraction IN (0,1)
    - calls `pgr_withPoints` when at least one fraction NOT IN (0,1)
  - with restrictions
    - calls original `trsp` code

### Internal code

- Cleaned the internal code of `trsp(text, integer, integer, boolean, boolean [, text])`
  - Removed the use of pointers
  - Internal code can accept BIGINT
- Cleaned the internal code of `withPoints`

## pgRouting 2.5.5 Release Notes

To see the issues closed by this release see the [Git closed milestone for 2.5.5](#) on Github.

### Bug fixes

- Fixes driving distance when vertex is not part of the graph
- Fixes windows test
- Fixes build for python3 and perl5

## pgRouting 2.5.4 Release Notes

To see the issues closed by this release see the [Git closed milestone for 2.5.4](#) on Github.

- Fixes server crash on several functions.
  - `pgr_floydWarshall`
  - `pgr_johnson`
  - `pgr_astar`
  - `pgr_bdAstar`
  - `pgr_bdDijkstra`
  - `pgr_alphashape`
  - `pgr_dijkstraCostMatrix`
  - `pgr_dijkstra`
  - `pgr_dijkstraCost`
  - `pgr_drivingDistance`
  - `pgr_KSP`
  - `pgr_dijkstraVia` (proposed)
  - `pgr_boykovKolmogorov` (proposed)
  - `pgr_edgeDisjointPaths` (proposed)
  - `pgr_edmondsKarp` (proposed)
  - `pgr_maxCardinalityMatch` (proposed)
  - `pgr_maxFlow` (proposed)
  - `pgr_withPoints` (proposed)
  - `pgr_withPointsCost` (proposed)
  - `pgr_withPointsKSP` (proposed)
  - `pgr_withPointsDD` (proposed)
  - `pgr_withPointsCostMatrix` (proposed)
  - `pgr_contractGraph` (experimental)
  - `pgr_pushRelabel` (experimental)
  - `pgr_vrpOneDepot` (experimental)
  - `pgr_gsoc_vrppdtw` (experimental)
  - Fixes for deprecated functions where also applied but not tested
- Removed compilation warning for `g++8`
- Fixed a fallthrough on `Astar` and `bdAstar`.

### pgRouting 2.5.3 Release Notes

To see the issues closed by this release see the [Git closed milestone for 2.5.3](#) on Github.

#### Bug fixes

- Fix for postgresql 11: Removed a compilation error when compiling with postgresSQL

### pgRouting 2.5.2 Release Notes

To see the issues closed by this release see the [Git closed milestone for 2.5.2](#) on Github.

#### Bug fixes

- Fix for postgresql 10.1: Removed a compiler condition

### pgRouting 2.5.1 Release Notes

To see the issues closed by this release see the [Git closed milestone for 2.5.1](#) on Github.

#### Bug fixes

- Fixed prerequisite minimum version of: cmake

### pgRouting 2.5.0 Release Notes

To see the issues closed by this release see the [Git closed issues for 2.5.0](#) on Github.

#### enhancement:

- pgr\_version is now on SQL language

#### Breaking change on:

- pgr\_edgeDisjointPaths:
  - Added path\_id, cost and agg\_cost columns on the result
  - Parameter names changed
  - The many version results are the union of the one to one version

#### New Signatures:

- pgr\_bdAstar(one to one)

#### New Proposed functions

- pgr\_bdAstar(one to many)
- pgr\_bdAstar(many to one)
- pgr\_bdAstar(many to many)
- pgr\_bdAstarCost(one to one)
- pgr\_bdAstarCost(one to many)
- pgr\_bdAstarCost(many to one)
- pgr\_bdAstarCost(many to many)
- pgr\_bdAstarCostMatrix
- pgr\_bdDijkstra(one to many)
- pgr\_bdDijkstra(many to one)
- pgr\_bdDijkstra(many to many)
- pgr\_bdDijkstraCost(one to one)
- pgr\_bdDijkstraCost(one to many)
- pgr\_bdDijkstraCost(many to one)
- pgr\_bdDijkstraCost(many to many)
- pgr\_bdDijkstraCostMatrix
- pgr\_lineGraph
- pgr\_lineGraphFull
- pgr\_connectedComponents
- pgr\_strongComponents
- pgr\_biconnectedComponents
- pgr\_articulationPoints

- `pgr_bridges`

### Deprecated Signatures

- `pgr_bdastar` - use `pgr_bdAstar` instead

### Renamed Functions

- `pgr_maxFlowPushRelabel` - use `pgr_pushRelabel` instead
- `pgr_maxFlowEdmondsKarp` - use `pgr_edmondsKarp` instead
- `pgr_maxFlowBoykovKolmogorov` - use `pgr_boykovKolmogorov` instead
- `pgr_maximumCardinalityMatching` - use `pgr_maxCardinalityMatch` instead

### Deprecated function

- `pgr_pointToEdgeNode`

## pgRouting 2.4.2 Release Notes

To see the issues closed by this release see the [Git closed milestone for 2.4.2](#) on Github.

### Improvement

- Works for postgresSQL 10

### Bug fixes

- Fixed: Unexpected error column "cname"
- Replace `__linux__` with `__GLIBC__` for glibc-specific headers and functions

## pgRouting 2.4.1 Release Notes

To see the issues closed by this release see the [Git closed milestone for 2.4.1](#) on Github.

### Bug fixes

- Fixed compiling error on macOS
- Condition error on `pgr_withPoints`

## pgRouting 2.4.0 Release Notes

To see the issues closed by this release see the [Git closed issues for 2.4.0](#) on Github.

### New Signatures

- `pgr_bdDijkstra`

### New Proposed Signatures

- `pgr_maxFlow`
- `pgr_astar(one to many)`
- `pgr_astar(many to one)`
- `pgr_astar(many to many)`
- `pgr_astarCost(one to one)`
- `pgr_astarCost(one to many)`
- `pgr_astarCost(many to one)`
- `pgr_astarCost(many to many)`
- `pgr_astarCostMatrix`

### Deprecated Signatures

- `pgr_bddijkstra` - use `pgr_bdDijkstra` instead

### Deprecated Functions

- `pgr_pointsToVids`

## Bug fixes

- Bug fixes on proposed functions
  - pgr\_withPointsKSP: fixed ordering
- TRSP original code is used with no changes on the compilation warnings

## pgRouting 2.3.2 Release Notes

To see the issues closed by this release see the [Git closed issues for 2.3.2](#) on Github.

## Bug Fixes

- Fixed pgr\_gsoc\_vrppdtw crash when all orders fit on one truck.
- Fixed pgr\_trsp:
  - Alternate code is not executed when the point is in reality a vertex
  - Fixed ambiguity on seq

## pgRouting 2.3.1 Release Notes

To see the issues closed by this release see the [Git closed issues for 2.3.1](#) on Github.

## Bug Fixes

- Leaks on proposed max\_flow functions
- Regression error on pgr\_trsp
- Types discrepancy on pgr\_createVerticesTable

## pgRouting 2.3.0 Release Notes

To see the issues closed by this release see the [Git closed issues for 2.3.0](#) on Github.

## New Signatures

- pgr\_TSP
- pgr\_aStar

## New Functions

- pgr\_euclidianTSP

## New Proposed functions

- pgr\_dijkstraCostMatrix
- pgr\_withPointsCostMatrix
- pgr\_maxFlowPushRelabel(one to one)
- pgr\_maxFlowPushRelabel(one to many)
- pgr\_maxFlowPushRelabel(many to one)
- pgr\_maxFlowPushRelabel(many to many)
- pgr\_maxFlowEdmondsKarp(one to one)
- pgr\_maxFlowEdmondsKarp(one to many)
- pgr\_maxFlowEdmondsKarp(many to one)
- pgr\_maxFlowEdmondsKarp(many to many)
- pgr\_maxFlowBoykovKolmogorov (one to one)
- pgr\_maxFlowBoykovKolmogorov (one to many)
- pgr\_maxFlowBoykovKolmogorov (many to one)
- pgr\_maxFlowBoykovKolmogorov (many to many)
- pgr\_maximumCardinalityMatching
- pgr\_edgeDisjointPaths(one to one)
- pgr\_edgeDisjointPaths(one to many)
- pgr\_edgeDisjointPaths(many to one)
- pgr\_edgeDisjointPaths(many to many)
- pgr\_contractGraph

## Deprecated Signatures

- pgr\_tsp - use pgr\_TSP or pgr\_euclidianTSP instead
- pgr\_astar - use pgr\_aStar instead

## Deprecated Functions

- `pgr_flip_edges`
- `pgr_vidsToDmatrix`
- `pgr_pointsToDMatrix`
- `pgr_textToPoints`

## pgRouting 2.2.4 Release Notes

To see the issues closed by this release see the [Git closed issues for 2.2.4](#) on Github.

### Bug Fixes

- Bogus uses of extern "C"
- Build error on Fedora 24 + GCC 6.0
- Regression error `pgr_nodeNetwork`

## pgRouting 2.2.3 Release Notes

To see the issues closed by this release see the [Git closed issues for 2.2.3](#) on Github.

### Bug Fixes

- Fixed compatibility issues with PostgreSQL 9.6.

## pgRouting 2.2.2 Release Notes

To see the issues closed by this release see the [Git closed issues for 2.2.2](#) on Github.

### Bug Fixes

- Fixed regression error on `pgr_drivingDistance`

## pgRouting 2.2.1 Release Notes

To see the issues closed by this release see the [Git closed issues for 2.2.1](#) on Github.

### Bug Fixes

- Server crash fix on `pgr_alphaShape`
- Bug fix on With Points family of functions

## pgRouting 2.2.0 Release Notes

To see the issues closed by this release see the [Git closed issues for 2.2.0](#) on Github.

## Improvements

- `pgr_nodeNetwork`
  - Adding a `row_where` and `outall` optional parameters
- Signature fix
  - `pgr_dijkstra` - to match what is documented

## New Functions

- `pgr_floydWarshall`
- `pgr_Johnson`
- `pgr_dijkstraCost(one to one)`
- `pgr_dijkstraCost(one to many)`
- `pgr_dijkstraCost(many to one)`
- `pgr_dijkstraCost(many to many)`

## Proposed functionality

- `pgr_withPoints(one to one)`
- `pgr_withPoints(one to many)`
- `pgr_withPoints(many to one)`

- pgr\_withPoints(many to many)
- pgr\_withPointsCost(one to one)
- pgr\_withPointsCost(one to many)
- pgr\_withPointsCost(many to one)
- pgr\_withPointsCost(many to many)
- pgr\_withPointsDD(single vertex)
- pgr\_withPointsDD(multiple vertices)
- pgr\_withPointsKSP
- pgr\_dijkstraVia

#### Deprecated functions:

- pgr\_apspWarshall use pgr\_floydWarshall instead
- pgr\_apspJohnson use pgr\_johnson instead
- pgr\_kDijkstraCost use pgr\_dijkstraCost instead
- pgr\_kDijkstraPath use pgr\_dijkstra instead

#### Renamed and deprecated function

- pgr\_makeDistanceMatrix renamed to \_pgr\_makeDistanceMatrix

### pgRouting 2.1.0 Release Notes

To see the issues closed by this release see the [Git closed issues for 2.1.0](#) on Github.

#### New Signatures

- pgr\_dijkstra(one to many)
- pgr\_dijkstra(many to one)
- pgr\_dijkstra(many to many)
- pgr\_drivingDistance(multiple vertices)

#### Refactored

- pgr\_dijkstra(one to one)
- pgr\_ksp
- pgr\_drivingDistance(single vertex)

#### Improvements

- pgr\_alphaShape function now can generate better (multi)polygon with holes and alpha parameter.

#### Proposed functionality

- Proposed functions from Steve Woodbridge, (Classified as Convenience by the author.)
  - pgr\_pointToEdgeNode - convert a point geometry to a vertex\_id based on closest edge.
  - pgr\_flipEdges - flip the edges in an array of geometries so the connect end to end.
  - pgr\_textToPoints - convert a string of x,y;x,y;... locations into point geometries.
  - pgr\_pointsToVids - convert an array of point geometries into vertex ids.
  - pgr\_pointsToDMatrix - Create a distance matrix from an array of points.
  - pgr\_vidsToDMatrix - Create a distance matrix from an array of vertex\_id.
  - pgr\_vidsToDMatrix - Create a distance matrix from an array of vertex\_id.
- Added proposed functions from GSoc Projects:
  - pgr\_vrppdtw
  - pgr\_vrponedepot

#### Deprecated functions

- pgr\_getColumnName
- pgr\_getTableName
- pgr\_isColumnCndexed
- pgr\_isColumnInTable
- pgr\_quote\_ident
- pgr\_versionless
- pgr\_startPoint
- pgr\_endPoint
- pgr\_pointTold

## No longer supported

- Removed the 1.x legacy functions

## Bug Fixes

- Some bug fixes in other functions

## Refactoring Internal Code

- A C and C++ library for developer was created
  - encapsulates postgresSQL related functions
  - encapsulates Boost.Graph graphs
    - Directed Boost.Graph
    - Undirected Boost.graph.
  - allow any-integer in the id's
  - allow any-numerical on the cost/reverse\_cost columns
- Instead of generating many libraries: - All functions are encapsulated in one library - The library has the prefix 2-1-0

## pgRouting 2.0.1 Release Notes

Minor bug fixes.

## Bug Fixes

- No track of the bug fixes were kept.

## pgRouting 2.0.0 Release Notes

To see the issues closed by this release see the [Git closed issues for 2.0.0](#) on Github.

With the release of pgRouting 2.0.0 the library has abandoned backwards compatibility to [pgRouting 1.x Release Notes](#) releases. The main Goals for this release are:

- Major restructuring of pgRouting.
- Standardization of the function naming
- Preparation of the project for future development.

As a result of this effort:

- pgRouting has a simplified structure
- Significant new functionality has being added
- Documentation has being integrated
- Testing has being integrated
- And made it easier for multiple developers to make contributions.

## Important Changes

- Graph Analytics - tools for detecting and fixing connection some problems in a graph
- A collection of useful utility functions
- Two new All Pairs Short Path algorithms (pgr\_apspJohnson, pgr\_apspWarshall)
- Bi-directional Dijkstra and A-star search algorithms (pgr\_bdAstar, pgr\_bdDijkstra)
- One to many nodes search (pgr\_kDijkstra)
- K alternate paths shortest path (pgr\_ksp)
- New TSP solver that simplifies the code and the build process (pgr\_tsp), dropped "Gaul Library" dependency
- Turn Restricted shortest path (pgr\_trsp) that replaces Shooting Star
- Dropped support for Shooting Star
- Built a test infrastructure that is run before major code changes are checked in
- Tested and fixed most all of the outstanding bugs reported against 1.x that existing in the 2.0-dev code base.
- Improved build process for Windows
- Automated testing on Linux and Windows platforms trigger by every commit
- Modular library design
- Compatibility with PostgreSQL 9.1 or newer
- Compatibility with PostGIS 2.0 or newer
- Installs as PostgreSQL EXTENSION
- Return types re factored and unified
- Support for table SCHEMA in function parameters
- Support for `st_` PostGIS function prefix
- Added `pgr_` prefix to functions and types

- Better documentation: <https://docs.pgrouting.org>
- shooting\_star is discontinued

## pgRouting 1.x Release Notes

To see the issues closed by this release see the **Git closed issues for 1.x** on Github. The following release notes have been copied from the previous `RELEASE_NOTES` file and are kept as a reference.

### Changes for release 1.05

- Bug fixes

### Changes for release 1.03

- Much faster topology creation
- Bug fixes

### Changes for release 1.02

- Shooting\* bug fixes
- Compilation problems solved

### Changes for release 1.01

- Shooting\* bug fixes

### Changes for release 1.0

- Core and extra functions are separated
- Cmake build process
- Bug fixes

### Changes for release 1.0.0b

- Additional SQL file with more simple names for wrapper functions
- Bug fixes

### Changes for release 1.0.0a

- Shooting\* shortest path algorithm for real road networks
- Several SQL bugs were fixed

### Changes for release 0.9.9

- PostgreSQL 8.2 support
- Shortest path functions return empty result if they could not find any path

### Changes for release 0.9.8

- Renumbering scheme was added to shortest path functions
- Directed shortest path functions were added
- routing\_postgis.sql was modified to use dijkstra in TSP search

## Indices and tables

- **Index**
- **Search Page**