

# PGO, the Postgres Operator from Crunchy Data

## Contents

<b>PGO, the Postgres Operator from Crunchy Data</b>	<b>1</b>
<b>Production Postgres Made Easy</b>	<b>1</b>
<b>Installing PGO Using Kustomize</b>	<b>56</b>
<b>Installing PGO Using Helm</b>	<b>58</b>
<b>The Postgres Operator Examples repo</b>	<b>58</b>
<b>The Crunchy Container Registry</b>	<b>59</b>
<b>Installing PGO Monitoring Using Kustomize</b>	<b>60</b>
<b>Overview</b>	<b>61</b>
<b>Huge Pages</b>	<b>69</b>
<b>Configuring Huge Pages with PGO</b>	<b>69</b>
<b>The Kubernetes Issue</b>	<b>70</b>
<b>PGO Architecture</b>	<b>84</b>
<b>Additional Architecture Information</b>	<b>86</b>

## PGO, the Postgres Operator from Crunchy Data

Latest Release: `{{< param operatorVersion >}}`

## Production Postgres Made Easy

PGO, the [Postgres Operator](#) from [Crunchy Data](#), gives you a **declarative Postgres** solution that automatically manages your [PostgreSQL](#) clusters.

Designed for your GitOps workflows, it is [easy to get started]({{< relref “quickstart/\_\_index.md” >}}) with Postgres on Kubernetes with PGO. Within a few moments, you can have a production grade Postgres cluster complete with high availability, disaster recovery, and monitoring, all over secure TLS communications. Even better, PGO lets you easily customize your Postgres cluster to tailor it to your workload!

With conveniences like cloning Postgres clusters to using rolling updates to roll out disruptive changes with minimal downtime, PGO is ready to support your Postgres data at every stage of your release pipeline. Built for resiliency and uptime, PGO will keep your desired Postgres in a desired state so you do not need to worry about it.

PGO is developed with many years of production experience in automating Postgres management on Kubernetes, providing a seamless cloud native Postgres solution to keep your data always available.

# Supported Platforms

PGO, the Postgres Operator from Crunchy Data, is tested on the following platforms:

- Kubernetes 1.22-1.26
- OpenShift 4.8-4.13
- Rancher
- Google Kubernetes Engine (GKE), including Anthos
- Amazon EKS
- Microsoft AKS
- VMware Tanzu

This list only includes the platforms that the Postgres Operator is specifically tested on as part of the release process. PGO works on other [CNCF Certified Kubernetes](#) distributions as well.

The PGO Postgres Operator project source code is available subject to the [Apache 2.0 license](#) with the PGO logo and branding assets covered by [our trademark guidelines](#).

Can't wait to try out the PGO, the [Postgres Operator](#) from [Crunchy Data](#)? Let us show you the quickest possible path to getting up and running.

## Prerequisites

Please be sure you have the following utilities installed on your host machine:

- `kubectl`
- `git`

## Installation

### Step 1: Download the Examples

First, go to GitHub and [fork the Postgres Operator examples](#) repository:

<https://github.com/CrunchyData/postgres-operator-examples/fork>

Once you have forked this repo, you can download it to your working environment with a command similar to this:

```
YOUR_GITHUB_UN="<your GitHub username>"
git clone --depth 1 "git@github.com:${YOUR_GITHUB_UN}/postgres-operator-examples.git"
cd postgres-operator-examples
```

### Step 2: Install PGO, the Postgres Operator

You can install PGO, the Postgres Operator from Crunchy Data, using the command below:

```
kubectl apply -k kustomize/install/namespace
kubectl apply --server-side -k kustomize/install/default
```

This will create a namespace called `postgres-operator` and create all of the objects required to deploy PGO.

To check on the status of your installation, you can run the following command:

```
kubectl -n postgres-operator get pods \
  --selector=postgres-operator.crunchydata.com/control-plane=postgres-operator \
  --field-selector=status.phase=Running
```

If the PGO Pod is healthy, you should see output similar to:

NAME	READY	STATUS	RESTARTS	AGE
postgres-operator-9dd545d64-t4h8d	1/1	Running	0	3s

# Create a Postgres Cluster

Let’s create a simple Postgres cluster. You can do this by executing the following command:

```
kubectly apply -k kustomize/postgres
```

This will create a Postgres cluster named `hippo` in the `postgres-operator` namespace. You can track the progress of your cluster using the following command:

```
kubectly -n postgres-operator describe postgresclusters.postgres-operator.crunchydata.com hippo
```

## Connect to the Postgres cluster

As part of creating a Postgres cluster, the Postgres Operator creates a PostgreSQL user account. The credentials for this account are stored in a Secret that has the name `<clusterName>-pguser-<userName>`.

Within this Secret are attributes that provide information to let you log into the PostgreSQL cluster. These include:

- **user:** The name of the user account.
- **password:** The password for the user account.
- **dbname:** The name of the database that the user has access to by default.
- **host:** The name of the host of the database. This references the [Service](#) of the primary Postgres instance.
- **port:** The port that the database is listening on.
- **uri:** A [PostgreSQL connection URI](#) that provides all the information for logging into the Postgres database.
- **jdbc-uri:** A [PostgreSQL JDBC connection URI](#) that provides all the information for logging into the Postgres database via the JDBC driver.

If you deploy your Postgres cluster with the [PgBouncer](#) connection pooler, there are additional values that are populated in the user Secret, including:

- **pgbouncer-host:** The name of the host of the PgBouncer connection pooler. This references the [Service](#) of the PgBouncer connection pooler.
- **pgbouncer-port:** The port that the PgBouncer connection pooler is listening on.
- **pgbouncer-uri:** A [PostgreSQL connection URI](#) that provides all the information for logging into the Postgres database via the PgBouncer connection pooler.
- **pgbouncer-jdbc-uri:** A [PostgreSQL JDBC connection URI](#) that provides all the information for logging into the Postgres database via the PgBouncer connection pooler using the JDBC driver.

Note that **all connections use TLS**. PGO sets up a PKI for your Postgres clusters. You can also choose to bring your own PKI / certificate authority; this is covered later in the documentation.

## Connect via psql in the Terminal

**Connect Directly** If you are on the same network as your PostgreSQL cluster, you can connect directly to it using the following command:

```
psql $(kubectly -n postgres-operator get secrets hippo-pguser-hippo -o go-template='{.data.uri | base64decode}}')
```

**Connect Using a Port-Forward** In a new terminal, create a port forward:

```
PG_CLUSTER_PRIMARY_POD=$(kubectly get pod -n postgres-operator -o name \
-l postgres-operator.crunchydata.com/cluster=hippo,postgres-operator.crunchydata.com/role=master)
kubectly -n postgres-operator port-forward "${PG_CLUSTER_PRIMARY_POD}" 5432:5432
```

Establish a connection to the PostgreSQL cluster.

```
PG_CLUSTER_USER_SECRET_NAME=hippo-pguser-hippo

PGPASSWORD=$(kubectly get secrets -n postgres-operator "${PG_CLUSTER_USER_SECRET_NAME}" -o
go-template='{.data.password | base64decode}}') \
PGUSER=$(kubectly get secrets -n postgres-operator "${PG_CLUSTER_USER_SECRET_NAME}" -o
go-template='{.data.user | base64decode}}') \
PGDATABASE=$(kubectly get secrets -n postgres-operator "${PG_CLUSTER_USER_SECRET_NAME}" -o
go-template='{.data.dbname | base64decode}}') \
psql -h localhost
```

## Connect an Application

The information provided in the user Secret will allow you to connect an application directly to your PostgreSQL database. For example, let's connect [Keycloak](#). Keycloak is a popular open source identity management tool that is backed by a PostgreSQL database. Using the hippo cluster we created, we can deploy the following manifest file:

```
cat <<EOF >> keycloak.yaml
apiVersion: apps/v1
kind: Deployment
metadata:
  name: keycloak
  namespace: postgres-operator
  labels:
    app.kubernetes.io/name: keycloak
spec:
  selector:
    matchLabels:
      app.kubernetes.io/name: keycloak
  template:
    metadata:
      labels:
        app.kubernetes.io/name: keycloak
    spec:
      containers:
        - image: quay.io/keycloak/keycloak:latest
          name: keycloak
          env:
            - name: DB_VENDOR
              value: "postgres"
            - name: DB_ADDR
              valueFrom: { secretKeyRef: { name: hippo-pguser-hippo, key: host } }
            - name: DB_PORT
              valueFrom: { secretKeyRef: { name: hippo-pguser-hippo, key: port } }
            - name: DB_DATABASE
              valueFrom: { secretKeyRef: { name: hippo-pguser-hippo, key: dbname } }
            - name: DB_USER
              valueFrom: { secretKeyRef: { name: hippo-pguser-hippo, key: user } }
            - name: DB_PASSWORD
              valueFrom: { secretKeyRef: { name: hippo-pguser-hippo, key: password } }
            - name: KEYCLOAK_USER
              value: "admin"
            - name: KEYCLOAK_PASSWORD
              value: "admin"
            - name: PROXY_ADDRESS_FORWARDING
              value: "true"
          ports:
            - name: http
              containerPort: 8080
            - name: https
              containerPort: 8443
          readinessProbe:
            httpGet:
              path: /auth/realms/master
              port: 8080
          restartPolicy: Always
EOF

kubectl apply -f keycloak.yaml
```

There is a full example for how to deploy Keycloak with the Postgres Operator in the `kustomize/keycloak` folder.

## Next Steps

Congratulations, you've got your Postgres cluster up and running, perhaps with an application connected to it!

You can find out more about the `[postgresclusters custom resource definition]`(`{{< relref “references/crd.md” >}}`) through the `[documentation]`(`{{< relref “references/crd.md” >}}`) and through `kubectl explain`, i.e.:

```
kubectl explain postgresclusters
```

Let’s work through a tutorial together to better understand the various components of PGO, the Postgres Operator, and how you can fine tune your settings to tailor your Postgres cluster to your application.

Ready to get started with [PGO](#), the [Postgres Operator](#) from [Crunchy Data](#)? Us too!

This tutorial covers several concepts around day-to-day life managing a Postgres cluster with PGO. While going through and looking at various “HOWTOs” with PGO, we will also cover concepts and features that will help you have a successful cloud native Postgres journey!

In this tutorial, you will learn:

- How to create a Postgres cluster
- How to connect to a Postgres cluster
- How to scale and create a high availability (HA) Postgres cluster
- How to resize your cluster
- How to set up proper disaster recovery and manage backups and restores
- How to apply software updates to Postgres and other components
- How to set up connection pooling
- How to delete your cluster

and more.

You will also see:

- How PGO helps your Postgres cluster achieve high availability
- How PGO can heal your Postgres cluster and ensure all objects are present and available
- How PGO sets up disaster recovery
- How to manage working with PGO in a single namespace or in a cluster-wide installation of PGO.

[Let’s get started](`{{< relref “./getting-started.md” >}}`)!

If you have not done so, please install PGO by following the `[quickstart]`(`{{< relref “quickstart/_index.md” >}}`)#installation).

As part of the installation, please be sure that you have done the following:

1. [Forked the Postgres Operator examples repository](#) and cloned it to your host machine.
2. Installed PGO to the `postgres-operator` namespace. If you are inside your `postgres-operator-examples` directory, you can run the `kubectl apply --server-side -k kustomize/install/default` command.

Note if you are using this guide in conjunction with images from the [Crunchy Data Customer Portal](#), please follow the `[private registries]`(`{{< relref “guides/private-registries.md” >}}`) guide for additional setup instructions.

Throughout this tutorial, we will be building on the example provided in the `kustomize/postgres`.

When referring to a nested object within a YAML manifest, we will be using the `.` format similar to `kubectl explain`. For example, if we want to refer to the deepest element in this yaml file:

```
spec:
  hippos:
    appetite: huge
```

we would say `spec.hippos.appetite`.

`kubectl explain` is your friend. You can use `kubectl explain postgrescluster` to introspect the `postgrescluster.postgres-operator` custom resource definition. You can also review the `[CRD reference]`(`{{< relref “references/crd.md” >}}`).

With PGO, the Postgres Operator installed, let’s go and `[create a Postgres cluster]`(`{{< relref “./create-cluster.md” >}}`)!

If you came here through the `[quickstart]`(`{{< relref “quickstart/_index.md” >}}`), you may have already created a cluster. If you created a cluster by using the example in the `kustomize/postgres` directory, feel free to skip to connecting to a cluster, or read onward for a more in depth look into cluster creation!

# Create a Postgres Cluster

Creating a Postgres cluster is pretty simple. Using the example in the `kustomize/postgres` directory, all we have to do is run:

```
kubectl apply -k kustomize/postgres
```

and PGO will create a simple Postgres cluster named `hippo` in the `postgres-operator` namespace. You can track the status of your Postgres cluster using `kubectl describe` on the `postgresclusters.postgres-operator.crunchydata.com` custom resource:

```
kubectl -n postgres-operator describe postgresclusters.postgres-operator.crunchydata.com hippo
```

and you can track the state of the Postgres Pod using the following command:

```
kubectl -n postgres-operator get pods \
  --selector=postgres-operator.crunchydata.com/cluster=hippo,postgres-operator.crunchydata.com/instance=1
```

## What Just Happened?

PGO created a Postgres cluster based on the information provided to it in the Kustomize manifests located in the `kustomize/postgres` directory. Let's better understand what happened by inspecting the `kustomize/postgres/postgres.yaml` file:

```
apiVersion: postgres-operator.crunchydata.com/v1beta1
kind: PostgresCluster
metadata:
  name: hippo
spec:
  image: {{< param imageCrunchyPostgres >}}
  postgresVersion: {{< param postgresVersion >}}
  instances:
    - name: instance1
      dataVolumeClaimSpec:
        accessModes:
          - "ReadWriteOnce"
        resources:
          requests:
            storage: 1Gi
  backups:
    pgbackrest:
      image: {{< param imageCrunchyPGBackrest >}}
      repos:
        - name: repo1
          volume:
            volumeClaimSpec:
              accessModes:
                - "ReadWriteOnce"
              resources:
                requests:
                  storage: 1Gi
```

When we ran the `kubectl apply` command earlier, what we did was create a `PostgresCluster` custom resource in Kubernetes. PGO detected that we added a new `PostgresCluster` resource and started to create all the objects needed to run Postgres in Kubernetes!

What else happened? PGO read the value from `metadata.name` to provide the Postgres cluster with the name `hippo`. Additionally, PGO knew which containers to use for Postgres and `pgBackRest` by looking at the values in `spec.image` and `spec.backups.pgbackrest.image` respectively. The value in `spec.postgresVersion` is important as it will help PGO track which major version of Postgres you are using.

PGO knows how many Postgres instances to create through the `spec.instances` section of the manifest. While `name` is optional, we opted to give it the name `instance1`. We could have also created multiple replicas and instances during cluster initialization, but we will cover that more when we discuss how to [scale and create a HA Postgres cluster]({{< relref "/high-availability.md" >}}).

A very important piece of your `PostgresCluster` custom resource is the `dataVolumeClaimSpec` section. This describes the storage that your Postgres instance will use. It is modeled after the [Persistent Volume Claim](#). If you do not provide a `spec.instances.dataVolumeClaimSpec.storageClassName`, then the default storage class in your Kubernetes environment is used.

As part of creating a Postgres cluster, we also specify information about our backup archive. PGO uses [pgBackRest](#), an open source backup and restore tool designed to handle terabyte-scale backups. As part of initializing our cluster, we can specify where we want our backups and archives ([write-ahead logs or WAL](#)) stored. We will talk about this portion of the `PostgresCluster` spec in greater depth in the [disaster recovery]({{< relref "/backups.md" >}}) section of this tutorial, and also see how we can store backups in Amazon S3, Google GCS, and Azure Blob Storage.

# Troubleshooting

## PostgreSQL / pgBackRest Pods Stuck in Pending Phase

The most common occurrence of this is due to PVCs not being bound. Ensure that you have set up your storage options correctly in any `volumeClaimSpec`. You can always update your settings and reapply your changes with `kubectl apply`.

Also ensure that you have enough persistent volumes available: your Kubernetes administrator may need to provision more.

If you are on OpenShift, you may need to set `spec.openshift` to `true`.

## Next Steps

We’re up and running – now let’s [connect to our Postgres cluster]({{< relref “./connect-cluster.md” >}})!

It’s one thing to [create a Postgres cluster]({{< relref “./create-cluster.md” >}}); it’s another thing to connect to it. Let’s explore how PGO makes it possible to connect to a Postgres cluster!

## Background: Services, Secrets, and TLS

PGO creates a series of Kubernetes [Services](#) to provide stable endpoints for connecting to your Postgres databases. These endpoints make it easy to provide a consistent way for your application to maintain connectivity to your data. To inspect what services are available, you can run the following command:

```
kubectl -n postgres-operator get svc --selector=postgres-operator.crunchydata.com/cluster=hippo
```

will yield something similar to:

NAME	TYPE	CLUSTER-IP	EXTERNAL-IP	PORT(S)	AGE
hippo-ha	ClusterIP	10.103.73.92	<none>	5432/TCP	3h14m
hippo-ha-config	ClusterIP	None	<none>	<none>	3h14m
hippo-pods	ClusterIP	None	<none>	<none>	3h14m
hippo-primary	ClusterIP	None	<none>	5432/TCP	3h14m
hippo-replicas	ClusterIP	10.98.110.215	<none>	5432/TCP	3h14m

You do not need to worry about most of these Services, as they are used to help manage the overall health of your Postgres cluster. For the purposes of connecting to your database, the Service of interest is called **hippo-primary**. Thanks to PGO, you do not need to even worry about that, as that information is captured within a Secret!

When your Postgres cluster is initialized, PGO will bootstrap a database and Postgres user that your application can access. This information is stored in a Secret named with the pattern `<clusterName>-pguser-<userName>`. For our **hippo** cluster, this Secret is called **hippo-pguser-hippo**. This Secret contains the information you need to connect your application to your Postgres database:

- **user:** The name of the user account.
- **password:** The password for the user account.
- **dbname:** The name of the database that the user has access to by default.
- **host:** The name of the host of the database. This references the [Service](#) of the primary Postgres instance.
- **port:** The port that the database is listening on.
- **uri:** A [PostgreSQL connection URI](#) that provides all the information for logging into the Postgres database.
- **jdbc-uri:** A [PostgreSQL JDBC connection URI](#) that provides all the information for logging into the Postgres database via the JDBC driver.

All connections are over TLS. PGO provides its own certificate authority (CA) to allow you to securely connect your applications to your Postgres clusters. This allows you to use the [verify-full “SSL mode”](#) of Postgres, which provides eavesdropping protection and prevents MITM attacks. You can also choose to bring your own CA, which is described later in this tutorial in the [Customize Cluster]({{< relref “./customize-cluster.md” >}}) section.

## Modifying Service Type, NodePort Value and Metadata

By default, PGO deploys Services with the `ClusterIP` Service type. Based on how you want to expose your database, you may want to modify the Services to use a different [Service type](#) and [NodePort value](#).

You can modify the Services that PGO manages from the following attributes:

- `spec.service` - this manages the Service for connecting to a Postgres primary.



- `spec.proxy.pgBouncer.service` - this manages the Service for connecting to the PgBouncer connection pooler.
- `spec.userInterface.pgAdmin.service` - this manages the Service for connecting to the pgAdmin management tool.

For example, say you want to set the Postgres primary to use a `NodePort` service, a specific `nodePort` value, and set a specific annotation and label, you would add the following to your manifest:

```
spec:
  service:
    metadata:
      annotations:
        my-annotation: value1
      labels:
        my-label: value2
    type: NodePort
    nodePort: 32000
```

For our `hippo` cluster, you would see the Service type and `nodePort` modification as well as the annotation and label. For example:

```
kubectl -n postgres-operator get svc --selector=postgres-operator.crunchydata.com/cluster=hippo
```

will yield something similar to:

NAME	TYPE	CLUSTER-IP	EXTERNAL-IP	PORT(S)	AGE
hippo-ha	NodePort	10.105.57.191	<none>	5432:32000/TCP	48s
hippo-ha-config	ClusterIP	None	<none>	<none>	48s
hippo-pods	ClusterIP	None	<none>	<none>	48s
hippo-primary	ClusterIP	None	<none>	5432/TCP	48s
hippo-replicas	ClusterIP	10.106.18.99	<none>	5432/TCP	48s

and the top of the output from running

```
kubectl -n postgres-operator describe svc hippo-ha
```

will show our custom annotation and label have been added:

```
Name:      hippo-ha
Namespace: postgres-operator
Labels:    my-label=value2
           postgres-operator.crunchydata.com/cluster=hippo
           postgres-operator.crunchydata.com/patroni=hippo-ha
Annotations: my-annotation: value1
```

Note that setting the `nodePort` value is not allowed when using the (default) `ClusterIP` type, and it must be in-range and not otherwise in use or the operation will fail. Additionally, be aware that any annotations or labels provided here will win in case of conflicts with any annotations or labels a user configures elsewhere.

Finally, if you are exposing your Services externally and are relying on TLS verification, you will need to use the [custom TLS]({{< relref "tutorial/customize-cluster.md" >}}#customize-tls) features of PGO).

## Connect an Application

For this tutorial, we are going to connect [Keycloak](#), an open source identity management application. Keycloak can be deployed on Kubernetes and is backed by a Postgres database. While we provide an [example of deploying Keycloak and a PostgresCluster](#) in the [Postgres Operator examples](#) repository, the manifest below deploys it using our `hippo` cluster that is already running:

```
kubectl apply --filename=- <<EOF
apiVersion: apps/v1
kind: Deployment
metadata:
  name: keycloak
  namespace: postgres-operator
  labels:
    app.kubernetes.io/name: keycloak
spec:
  selector:
    matchLabels:
      app.kubernetes.io/name: keycloak
```



```

template:
  metadata:
    labels:
      app.kubernetes.io/name: keycloak
  spec:
    containers:
      - image: quay.io/keycloak/keycloak:latest
        args: ["start-dev"]
        name: keycloak
        env:
          - name: DB_VENDOR
            value: "postgres"
          - name: DB_ADDR
            valueFrom: { secretKeyRef: { name: hippo-pguser-hippo, key: host } }
          - name: DB_PORT
            valueFrom: { secretKeyRef: { name: hippo-pguser-hippo, key: port } }
          - name: DB_DATABASE
            valueFrom: { secretKeyRef: { name: hippo-pguser-hippo, key: dbname } }
          - name: DB_USER
            valueFrom: { secretKeyRef: { name: hippo-pguser-hippo, key: user } }
          - name: DB_PASSWORD
            valueFrom: { secretKeyRef: { name: hippo-pguser-hippo, key: password } }
          - name: KEYCLOAK_ADMIN
            value: "admin"
          - name: KEYCLOAK_ADMIN_PASSWORD
            value: "admin"
          - name: KC_PROXY
            value: "edge"
        ports:
          - name: http
            containerPort: 8080
          - name: https
            containerPort: 8443
        readinessProbe:
          httpGet:
            path: /realms/master
            port: 8080
        restartPolicy: Always

```

EOF

Notice this part of the manifest:

```

- name: DB_ADDR
  valueFrom: { secretKeyRef: { name: hippo-pguser-hippo, key: host } }
- name: DB_PORT
  valueFrom: { secretKeyRef: { name: hippo-pguser-hippo, key: port } }
- name: DB_DATABASE
  valueFrom: { secretKeyRef: { name: hippo-pguser-hippo, key: dbname } }
- name: DB_USER
  valueFrom: { secretKeyRef: { name: hippo-pguser-hippo, key: user } }
- name: DB_PASSWORD
  valueFrom: { secretKeyRef: { name: hippo-pguser-hippo, key: password } }

```

The above manifest shows how all of these values are derived from the **hippo-pguser-hippo** Secret. This means that we do not need to know any of the connection credentials or have to insecurely pass them around – they are made directly available to the application!

Using this method, you can tie application directly into your GitOps pipeline that connect to Postgres without any prior knowledge of how PGO will deploy Postgres: all of the information your application needs is propagated into the Secret!

## Next Steps

Now that we have seen how to connect an application to a cluster, let’s learn how to create a [high availability Postgres]({{< relref “./high-availability.md” >}}) cluster!

Postgres is known for its reliability: it is very stable and typically “just works.” However, there are many things that can happen in a distributed environment like Kubernetes that can affect Postgres uptime, including:

- The database storage disk fails or some other hardware failure occurs
- The network on which the database resides becomes unreachable
- The host operating system becomes unstable and crashes
- A key database file becomes corrupted
- A data center is lost
- A Kubernetes component (e.g. a Service) is accidentally deleted

There may also be downtime events that are due to the normal case of operations, such as performing a minor upgrade, security patching of operating system, hardware upgrade, or other maintenance.

The good news: PGO is prepared for this, and your Postgres cluster is protected from many of these scenarios. However, to maximize your high availability (HA), let's first scale up your Postgres cluster.

## HA Postgres: Adding Replicas to your Postgres Cluster

PGO provides several ways to add replicas to make a HA cluster:

- Increase the `spec.instances.replicas` value
- Add an additional entry in `spec.instances`

For the purposes of this tutorial, we will go with the first method and set `spec.instances.replicas` to 2. Your manifest should look similar to:

```
apiVersion: postgres-operator.crunchydata.com/v1beta1
kind: PostgresCluster
metadata:
  name: hippo
spec:
  image: {{< param imageCrunchyPostgres >}}
  postgresVersion: {{< param postgresVersion >}}
  instances:
    - name: instance1
      replicas: 2
      dataVolumeClaimSpec:
        accessModes:
          - "ReadWriteOnce"
        resources:
          requests:
            storage: 1Gi
  backups:
    pgbackrest:
      image: {{< param imageCrunchyPGBackrest >}}
      repos:
        - name: repo1
          volume:
            volumeClaimSpec:
              accessModes:
                - "ReadWriteOnce"
              resources:
                requests:
                  storage: 1Gi
```

Apply these updates to your Postgres cluster with the following command:

```
kubectl apply -k kustomize/postgres
```

Within moment, you should see a new Postgres instance initializing! You can see all of your Postgres Pods for the `hippo` cluster by running the following command:

```
kubectl -n postgres-operator get pods \
  --selector=postgres-operator.crunchydata.com/cluster=hippo,postgres-operator.crunchydata.com/instance=1
```

Let's test our high availability set up.

# Testing Your HA Cluster

An important part of building a resilient Postgres environment is testing its resiliency, so let’s run a few tests to see how PGO performs under pressure!

## Test #1: Remove a Service

Let’s try removing the primary Service that our application is connected to. This test does not actually require a HA Postgres cluster, but it will demonstrate PGO’s ability to react to environmental changes and heal things to ensure your applications can stay up.

Recall in the [connecting a Postgres cluster]({{< relref “./connect-cluster.md” >}}) that we observed the Services that PGO creates, e.g.:

```
kubectl -n postgres-operator get svc \
  --selector=postgres-operator.crunchydata.com/cluster=hippo
```

yields something similar to:

NAME	TYPE	CLUSTER-IP	EXTERNAL-IP	PORT(S)	AGE
hippo-ha	ClusterIP	10.103.73.92	<none>	5432/TCP	4h8m
hippo-ha-config	ClusterIP	None	<none>	<none>	4h8m
hippo-pods	ClusterIP	None	<none>	<none>	4h8m
hippo-primary	ClusterIP	None	<none>	5432/TCP	4h8m
hippo-replicas	ClusterIP	10.98.110.215	<none>	5432/TCP	4h8m

We also mentioned that the application is connected to the hippo-primary Service. What happens if we were to delete this Service?

```
kubectl -n postgres-operator delete svc hippo-primary
```

This would seem like it could create a downtime scenario, but run the above selector again:

```
kubectl -n postgres-operator get svc \
  --selector=postgres-operator.crunchydata.com/cluster=hippo
```

You should see something similar to:

NAME	TYPE	CLUSTER-IP	EXTERNAL-IP	PORT(S)	AGE
hippo-ha	ClusterIP	10.103.73.92	<none>	5432/TCP	4h8m
hippo-ha-config	ClusterIP	None	<none>	<none>	4h8m
hippo-pods	ClusterIP	None	<none>	<none>	4h8m
hippo-primary	ClusterIP	None	<none>	5432/TCP	3s
hippo-replicas	ClusterIP	10.98.110.215	<none>	5432/TCP	4h8m

Wow – PGO detected that the primary Service was deleted and it recreated it! Based on how your application connects to Postgres, it may not have even noticed that this event took place!

Now let’s try a more extreme downtime event.

## Test #2: Remove the Primary StatefulSet

[StatefulSets](#) are a Kubernetes object that provide helpful mechanisms for managing Pods that interface with stateful applications, such as databases. They provide a stable mechanism for managing Pods to help ensure data is retrievable in a predictable way.

What happens if we remove the StatefulSet that is pointed to the Pod that represents the Postgres primary? First, let’s determine which Pod is the primary. We’ll store it in an environmental variable for convenience.

```
PRIMARY_POD=$(kubectl -n postgres-operator get pods \
  --selector=postgres-operator.crunchydata.com/role=master \
  -o jsonpath='{.items[*].metadata.labels.postgres-operator\.crunchydata\.com/instance}')
```

Inspect the environmental variable to see which Pod is the current primary:

```
echo $PRIMARY_POD
```

should yield something similar to:

```
hippo-instance1-zj5s
```

We can use the value above to delete the StatefulSet associated with the current Postgres primary instance:

```
kubectl delete sts -n postgres-operator "${PRIMARY_POD}"
```

Let’s see what happens. Try getting all of the StatefulSets for the Postgres instances in the `hippo` cluster:

```
kubect1 get sts -n postgres-operator \
  --selector=postgres-operator.crunchydata.com/cluster=hippo,postgres-operator.crunchydata.com/instance=1
```

You should see something similar to:

NAME	READY	AGE
hippo-instance1-6kbw	1/1	15m
hippo-instance1-zj5s	0/1	1s

PGO recreated the StatefulSet that was deleted! After this “catastrophic” event, PGO proceeds to heal the Postgres instance so it can rejoin the cluster. We cover the high availability process in greater depth later in the documentation.

What about the other instance? We can see that it became the new primary though the following command:

```
kubect1 -n postgres-operator get pods \
  --selector=postgres-operator.crunchydata.com/role=master \
  -o jsonpath='{.items[*].metadata.labels.postgres-operator\.crunchydata\.com/instance}'
```

which should yield something similar to:

```
hippo-instance1-6kbw
```

You can test that the failover successfully occurred in a few ways. You can connect to the example Keycloak application that we [deployed in the previous section]({{< relref “./connect-cluster.md” >}}). Based on Keycloak’s connection retry logic, you may need to wait a moment for it to reconnect, but you will see it connected and resume being able to read and write data. You can also connect to the Postgres instance directly and execute the following command:

```
SELECT NOT pg_catalog.pg_is_in_recovery() is_primary;
```

If it returns `true` (or `t`), then the Postgres instance is a primary!

What if PGO was down during the downtime event? Failover would still occur: the Postgres HA system works independently of PGO and can maintain its own uptime. PGO will still need to assist with some of the healing aspects, but your application will still maintain read/write connectivity to your Postgres cluster!

## Synchronous Replication

PostgreSQL supports synchronous replication, which is a replication mode designed to limit the risk of transaction loss. Synchronous replication waits for a transaction to be written to at least one additional server before it considers the transaction to be committed. For more information on synchronous replication, please read about PGO’s [high availability architecture]({{}})#synchronous-replication-guarding-against-transactions-loss)

To add synchronous replication to your Postgres cluster, you can add the following to your spec:

```
spec:
  patroni:
    dynamicConfiguration:
      synchronous_mode: true
```

While PostgreSQL defaults `synchronous_commit` to `on`, you may also want to explicitly set it, in which case the above block becomes:

```
spec:
  patroni:
    dynamicConfiguration:
      synchronous_mode: true
    postgresql:
      parameters:
        synchronous_commit: "on"
```

Note that Patroni, which manages many aspects of the cluster’s availability, will favor availability over synchronicity. This means that if a synchronous replica goes down, Patroni will allow for asynchronous replication to continue as well as writes to the primary. However, if you want to disable all writing if there are no synchronous replicas available, you would have to enable `synchronous_mode_strict`, i.e.:

```
spec:
  patroni:
    dynamicConfiguration:
      synchronous_mode: true
      synchronous_mode_strict: true
```

# Affinity

[Kubernetes affinity](#) rules, which include Pod anti-affinity and Node affinity, can help you to define where you want your workloads to reside. Pod anti-affinity is important for high availability: when used correctly, it ensures that your Postgres instances are distributed amongst different Nodes. Node affinity can be used to assign instances to specific Nodes, e.g. to utilize hardware that’s optimized for databases.

## Understanding Pod Labels

PGO sets up several labels for Postgres cluster management that can be used for Pod anti-affinity or affinity rules in general. These include:

- `postgres-operator.crunchydata.com/cluster`: This is assigned to all managed Pods in a Postgres cluster. The value of this label is the name of your Postgres cluster, in this case: `hippo`.
- `postgres-operator.crunchydata.com/instance-set`: This is assigned to all Postgres instances within a group of `spec.instances`. In the example above, the value of this label is `instance1`. If you do not assign a label, the value is automatically set by PGO using a NN format, e.g. `00`.
- `postgres-operator.crunchydata.com/instance`: This is a unique label assigned to each Postgres instance containing the name of the Postgres instance.

Let’s look at how we can set up affinity rules for our Postgres cluster to help improve high availability.

## Pod Anti-affinity

Kubernetes has two types of Pod anti-affinity:

- Preferred: With preferred (`preferredDuringSchedulingIgnoredDuringExecution`) Pod anti-affinity, Kubernetes will make a best effort to schedule Pods matching the anti-affinity rules to different Nodes. However, if it is not possible to do so, then Kubernetes may schedule one or more Pods to the same Node.
- Required: With required (`requiredDuringSchedulingIgnoredDuringExecution`) Pod anti-affinity, Kubernetes mandates that each Pod matching the anti-affinity rules **must** be scheduled to different Nodes. However, a Pod may not be scheduled if Kubernetes cannot find a Node that does not contain a Pod matching the rules.

There is a trade-off with these two types of pod anti-affinity: while “required” anti-affinity will ensure that all the matching Pods are scheduled on different Nodes, if Kubernetes cannot find an available Node, your Postgres instance may not be scheduled. Likewise, while “preferred” anti-affinity will make a best effort to scheduled your Pods on different Nodes, Kubernetes may compromise and schedule more than one Postgres instance of the same cluster on the same Node.

By understanding these trade-offs, the makeup of your Kubernetes cluster, and your requirements, you can choose the method that makes the most sense for your Postgres deployment. We’ll show examples of both methods below!

**Using Preferred Pod Anti-Affinity** First, let’s deploy our Postgres cluster with preferred Pod anti-affinity. Note that if you have a single-node Kubernetes cluster, you will not see your Postgres instances deployed to different nodes. However, your Postgres instances *will* be deployed.

We can set up our HA Postgres cluster with preferred Pod anti-affinity like so:

```
apiVersion: postgres-operator.crunchydata.com/v1beta1
kind: PostgresCluster
metadata:
  name: hippo
spec:
  image: {{< param imageCrunchyPostgres >}}
  postgresVersion: {{< param postgresVersion >}}
  instances:
    - name: instance1
      replicas: 2
      dataVolumeClaimSpec:
        accessModes:
          - "ReadWriteOnce"
        resources:
          requests:
            storage: 1Gi
      affinity:
```

```

    podAntiAffinity:
      preferredDuringSchedulingIgnoredDuringExecution:
      - weight: 1
        podAffinityTerm:
          topologyKey: kubernetes.io/hostname
          labelSelector:
            matchLabels:
              postgres-operator.crunchydata.com/cluster: hippo
              postgres-operator.crunchydata.com/instance-set: instance1
backups:
  pgbackrest:
    image: {{< param imageCrunchyPGBackrest >}}
    repos:
    - name: repo1
      volume:
        volumeClaimSpec:
          accessModes:
          - "ReadWriteOnce"
          resources:
            requests:
              storage: 1Gi

```

Apply those changes in your Kubernetes cluster.

Let's take a closer look at this section:

```

affinity:
  podAntiAffinity:
    preferredDuringSchedulingIgnoredDuringExecution:
    - weight: 1
      podAffinityTerm:
        topologyKey: kubernetes.io/hostname
        labelSelector:
          matchLabels:
            postgres-operator.crunchydata.com/cluster: hippo
            postgres-operator.crunchydata.com/instance-set: instance1

```

`spec.instances.affinity.podAntiAffinity` follows the standard Kubernetes [Pod anti-affinity spec](#). The values for the `matchLabels` are derived from what we described in the previous section: `postgres-operator.crunchydata.com/cluster` is set to our cluster name of `hippo`, and `postgres-operator.crunchydata.com/instance-set` is set to the instance set name of `instance1`. We choose a `topologyKey` of `kubernetes.io/hostname`, which is standard in Kubernetes clusters.

Preferred Pod anti-affinity will perform a best effort to schedule your Postgres Pods to different nodes. Let's see how you can require your Postgres Pods to be scheduled to different nodes.

**Using Required Pod Anti-Affinity** Required Pod anti-affinity forces Kubernetes to schedule your Postgres Pods to different Nodes. Note that if Kubernetes is unable to schedule all Pods to different Nodes, some of your Postgres instances may become unavailable.

Using the previous example, let's indicate to Kubernetes that we want to use required Pod anti-affinity for our Postgres clusters:

```

apiVersion: postgres-operator.crunchydata.com/v1beta1
kind: PostgresCluster
metadata:
  name: hippo
spec:
  image: {{< param imageCrunchyPostgres >}}
  postgresVersion: {{< param postgresVersion >}}
  instances:
    - name: instance1
      replicas: 2
      dataVolumeClaimSpec:
        accessModes:
        - "ReadWriteOnce"
        resources:
          requests:
            storage: 1Gi
      affinity:

```

```

    podAntiAffinity:
      requiredDuringSchedulingIgnoredDuringExecution:
        - topologyKey: kubernetes.io/hostname
          labelSelector:
            matchLabels:
              postgres-operator.crunchydata.com/cluster: hippo
              postgres-operator.crunchydata.com/instance-set: instance1
backups:
  pgbackrest:
    image: {{< param imageCrunchyPGBackrest >}}
    repos:
      - name: repo1
        volume:
          volumeClaimSpec:
            accessModes:
              - "ReadWriteOnce"
            resources:
              requests:
                storage: 1Gi

```

Apply those changes in your Kubernetes cluster.

If you are in a single Node Kubernetes clusters, you will notice that not all of your Postgres instance Pods will be scheduled. This is due to the `requiredDuringSchedulingIgnoredDuringExecution` preference. However, if you have enough Nodes available, you will see the Postgres instance Pods scheduled to different Nodes:

```

kubectl get pods -n postgres-operator -o wide \
  --selector=postgres-operator.crunchydata.com/cluster=hippo,postgres-operator.crunchydata.com/instance-set=instance1

```

## Node Affinity

Node affinity can be used to assign your Postgres instances to Nodes with specific hardware or to guarantee a Postgres instance resides in a specific zone. Node affinity can be set within the `spec.instances.affinity.nodeAffinity` attribute, following the standard Kubernetes [node affinity spec](#).

Let's see an example with required Node affinity. Let's say we have a set of Nodes that are reserved for database usage that have a label `workload-role=db`. We can create a Postgres cluster with a required Node affinity rule to scheduled all of the databases to those Nodes using the following configuration:

```

apiVersion: postgres-operator.crunchydata.com/v1beta1
kind: PostgresCluster
metadata:
  name: hippo
spec:
  image: {{< param imageCrunchyPostgres >}}
  postgresVersion: {{< param postgresVersion >}}
  instances:
    - name: instance1
      replicas: 2
      dataVolumeClaimSpec:
        accessModes:
          - "ReadWriteOnce"
        resources:
          requests:
            storage: 1Gi
      affinity:
        nodeAffinity:
          requiredDuringSchedulingIgnoredDuringExecution:
            nodeSelectorTerms:
              - matchExpressions:
                  - key: workload-role
                    operator: In
                    values:
                      - db
backups:
  pgbackrest:

```



```

image: {{< param imageCrunchyPGBackrest >}}
repos:
- name: repo1
  volume:
    volumeClaimSpec:
      accessModes:
      - "ReadWriteOnce"
      resources:
        requests:
          storage: 1Gi

```

## Pod Topology Spread Constraints

In addition to affinity and anti-affinity settings, [Kubernetes Pod Topology Spread Constraints](#) can also help you to define where you want your workloads to reside. However, while PodAffinity allows any number of Pods to be added to a qualifying topology domain, and PodAntiAffinity allows only one Pod to be scheduled into a single topology domain, topology spread constraints allow you to distribute Pods across different topology domains with a finer level of control.

### API Field Configuration

The spread constraint [API fields](#) can be configured for instance, PgBouncer and pgBackRest repo host pods. The basic configuration is as follows:

```

topologySpreadConstraints:
- maxSkew: <integer>
  topologyKey: <string>
  whenUnsatisfiable: <string>
  labelSelector: <object>

```

where “maxSkew” describes the maximum degree to which Pods can be unevenly distributed, “topologyKey” is the key that defines a topology in the Nodes’ Labels, “whenUnsatisfiable” specifies what action should be taken when “maxSkew” can’t be satisfied, and “labelSelector” is used to find matching Pods.

### Example Spread Constraints

To help illustrate how you might use this with your cluster, we can review examples for configuring spread constraints on our Instance and pgBackRest repo host Pods. For this example, assume we have a three node Kubernetes cluster where the first node is labeled with `my-node-label=one`, the second node is labeled with `my-node-label=two` and the final node is labeled `my-node-label=three`. The label key `my-node-label` will function as our `topologyKey`. Note all three nodes in our examples will be schedulable, so a Pod could live on any of the three Nodes.

**Instance Pod Spread Constraints** To begin, we can set our topology spread constraints on our cluster Instance Pods. Given this configuration

```

instances:
- name: instance1
  replicas: 5
  topologySpreadConstraints:
    - maxSkew: 1
      topologyKey: my-node-label
      whenUnsatisfiable: DoNotSchedule
      labelSelector:
        matchLabels:
          postgres-operator.crunchydata.com/instance-set: instance1

```

we will expect 5 Instance pods to be created. Each of these Pods will have the standard `postgres-operator.crunchydata.com/instance-set=instance1` Label set, so each Pod will be properly counted when determining the `maxSkew`. Since we have 3 nodes with a `maxSkew` of 1 and we’ve set `whenUnsatisfiable` to `DoNotSchedule`, we should see 2 Pods on 2 of the nodes and 1 Pod on the remaining Node, thus ensuring our Pods are distributed as evenly as possible.

**pgBackRest Repo Pod Spread Constraints** We can also set topology spread constraints on our cluster's pgBackRest repo host pod. While we normally will only have a single pod per cluster, we could use a more generic label to add a preference that repo host Pods from different clusters are distributed among our Nodes. For example, by setting our `matchLabel` value to `postgres-operator.crunchydata.com/pgbackrest: ""` and our `whenUnsatisfiable` value to `ScheduleAnyway`, we will allow our repo host Pods to be scheduled no matter what Nodes may be available, but attempt to minimize skew as much as possible.

```
repoHost:
  topologySpreadConstraints:
  - maxSkew: 1
    topologyKey: my-node-label
    whenUnsatisfiable: ScheduleAnyway
    labelSelector:
      matchLabels:
        postgres-operator.crunchydata.com/pgbackrest: ""
```

**Putting it All Together** Now that each of our Pods has our desired Topology Spread Constraints defined, let's put together a complete cluster definition:

```
apiVersion: postgres-operator.crunchydata.com/v1beta1
kind: PostgresCluster
metadata:
  name: hippo
spec:
  image: {{< param imageCrunchyPostgres >}}
  postgresVersion: {{< param postgresVersion >}}
  instances:
  - name: instance1
    replicas: 5
    topologySpreadConstraints:
    - maxSkew: 1
      topologyKey: my-node-label
      whenUnsatisfiable: DoNotSchedule
      labelSelector:
        matchLabels:
          postgres-operator.crunchydata.com/instance-set: instance1
    dataVolumeClaimSpec:
      accessModes:
      - "ReadWriteOnce"
      resources:
        requests:
          storage: 1G
  backups:
    pgbackrest:
      image: {{< param imageCrunchyPGBackrest >}}
      repoHost:
        topologySpreadConstraints:
        - maxSkew: 1
          topologyKey: my-node-label
          whenUnsatisfiable: ScheduleAnyway
          labelSelector:
            matchLabels:
              postgres-operator.crunchydata.com/pgbackrest: ""
  repos:
  - name: repo1
    volume:
      volumeClaimSpec:
        accessModes:
        - "ReadWriteOnce"
        resources:
          requests:
            storage: 1G
```

You can then apply those changes in your Kubernetes cluster.

Once your cluster finishes deploying, you can check that your Pods are assigned to the correct Nodes:

```
kubectl get pods -n postgres-operator -o wide
--selector=postgres-operator.crunchydata.com/cluster=hippo
```

## Next Steps

We’ve now seen how PGO helps your application stay “always on” with your Postgres database. Now let’s explore how PGO can minimize or eliminate downtime for operations that would normally cause that, such as [resizing your Postgres cluster](#) ([{{< relref “./resize-cluster.md” >}}](#)).

You did it – the application is a success! Traffic is booming, so much so that you need to add more resources to your Postgres cluster. However, you’re worried that any resize operation may cause downtime and create a poor experience for your end users.

This is where PGO comes in: PGO will help orchestrate rolling out any potentially disruptive changes to your cluster to minimize or eliminate downtime for your application. To do so, we will assume that you have [deployed a high availability Postgres cluster](#) ([{{< relref “./high-availability.md” >}}](#)) as described in the [previous section](#) ([{{< relref “./high-availability.md” >}}](#)).

Let’s dive in.

## Resize Memory and CPU

Memory and CPU resources are an important component for vertically scaling your Postgres cluster. Coupled with [tweaks to your Postgres configuration file](#) ([{{< relref “./customize-cluster.md” >}}](#)), allocating more memory and CPU to your cluster can help it to perform better under load.

It’s important for instances in the same high availability set to have the same resources. PGO lets you adjust CPU and memory within the `resources` sections of the `postgresclusters.postgres-operator.crunchydata.com` custom resource. These include:

- `spec.instances.resources` section, which sets the resource values for the PostgreSQL container, as well as any init containers in the associated pod and containers created by the `pgDataVolume` and `pgWALVolume` [\[data migration jobs\]](#) ([{{< relref “guides/data-migration.md” >}}](#)).
- `spec.instances.sidecars.replicaCertCopy.resources` section, which sets the resources for the `replica-cert-copy` sidecar container.
- `spec.monitoring.pgmonitor.exporter.resources` section, which sets the resources for the `exporter` sidecar container.
- `spec.backups.pgbackrest.repoHost.resources` section, which sets the resources for the `pgBackRest` repo host container, as well as any init containers in the associated pod and containers created by the `pgBackRestVolume` [\[data migration job\]](#) ([{{< relref “guides/data-migration.md” >}}](#)).
- `spec.backups.pgbackrest.sidecars.pgbackrest.resources` section, which sets the resources for the `pgbackrest` sidecar container.
- `spec.backups.pgbackrest.sidecars.pgbackrestConfig.resources` section, which sets the resources for the `pgbackrest-config` sidecar container.
- `spec.backups.pgbackrest.jobs.resources` section, which sets the resources for any `pgBackRest` backup job.
- `spec.backups.pgbackrest.restore.resources` section, which sets the resources for manual `pgBackRest` restore jobs.
- `spec.dataSource.postgresCluster.resources` section, which sets the resources for `pgBackRest` restore jobs created during the [\[cloning\]](#) ([{{< relref “./disaster-recovery.md” >}}](#)) process.
- `spec.proxy.pgBouncer.resources` section, which sets the resources for the `pgbouncer` container.
- `spec.proxy.pgBouncer.sidecars.pgbouncerConfig.resources` section, which sets the resources for the `pgbouncer-config` sidecar container.

The layout of these `resources` sections should be familiar: they follow the same pattern as the standard Kubernetes structure for setting [container resources](#). Note that these settings also allow for the configuration of [QoS classes](#).

For example, using the `spec.instances.resources` section, let’s say we want to update our `hippo` Postgres cluster so that each instance has a limit of 2.0 CPUs and 4Gi of memory. We can make the following changes to the manifest:

```
apiVersion: postgres-operator.crunchydata.com/v1beta1
kind: PostgresCluster
metadata:
  name: hippo
spec:
  image: {{< param imageCrunchyPostgres >}}
  postgresVersion: {{< param postgresVersion >}}
  instances:
    - name: instance1
      replicas: 2
```

```

    resources:
      limits:
        cpu: 2.0
        memory: 4Gi
    dataVolumeClaimSpec:
      accessModes:
        - "ReadWriteOnce"
      resources:
        requests:
          storage: 1Gi
  backups:
    pgbackrest:
      image: {{< param imageCrunchyPGBackrest >}}
      repos:
        - name: repo1
          volume:
            volumeClaimSpec:
              accessModes:
                - "ReadWriteOnce"
              resources:
                requests:
                  storage: 1Gi

```

In particular, we added the following to `spec.instances`:

```

resources:
  limits:
    cpu: 2.0
    memory: 4Gi

```

Apply these updates to your Postgres cluster with the following command:

```
kubectl apply -k kustomize/postgres
```

Now, let’s watch how the rollout happens:

```

watch "kubectl -n postgres-operator get pods \
  --selector=postgres-operator.crunchydata.com/cluster=hippo,postgres-operator.crunchydata.com/instance=1 \
  -o=jsonpath='{range .items[*]}{.metadata.name}{\"\t\"}{.metadata.labels.postgres-operator\.crunchydata\.com/role}{\"

```

Observe how each Pod is terminated one-at-a-time. This is part of a “rolling update”. Because updating the resources of a Pod is a destructive action, PGO first applies the CPU and memory changes to the replicas. PGO ensures that the changes are successfully applied to a replica instance before moving on to the next replica.

Once all of the changes are applied, PGO will perform a “controlled switchover”: it will promote a replica to become a primary, and apply the changes to the final Postgres instance.

By rolling out the changes in this way, PGO ensures there is minimal to zero disruption to your application: you are able to successfully roll out updates and your users may not even notice!

## Resize PVC

Your application is a success! Your data continues to grow, and it’s becoming apparently that you need more disk. That’s great: you can resize your PVC directly on your `postgresclusters.postgres-operator.crunchydata.com` custom resource with minimal to zero downtime.

PVC resizing, also known as [volume expansion](#), is a function of your storage class: it must support volume resizing. Additionally, PVCs can only be **sized up**: you cannot shrink the size of a PVC.

You can adjust PVC sizes on all of the managed storage instances in a Postgres instance that are using Kubernetes storage. These include:

- `spec.instances.dataVolumeClaimSpec.resources.requests.storage`: The Postgres data directory (aka your database).
- `spec.backups.pgbackrest.repos.volume.volumeClaimSpec.resources.requests.storage`: The pgBackRest repository when using “volume” storage

The above should be familiar: it follows the same pattern as the standard [Kubernetes PVC](#) structure.

For example, let’s say we want to update our **hippo** Postgres cluster so that each instance now uses a 10Gi PVC and our backup repository uses a 20Gi PVC. We can do so with the following markup:

```
apiVersion: postgres-operator.crunchydata.com/v1beta1
kind: PostgresCluster
metadata:
  name: hippo
spec:
  image: {{< param imageCrunchyPostgres >}}
  postgresVersion: {{< param postgresVersion >}}
  instances:
    - name: instance1
      replicas: 2
      resources:
        limits:
          cpu: 2.0
          memory: 4Gi
      dataVolumeClaimSpec:
        accessModes:
          - "ReadWriteOnce"
        resources:
          requests:
            storage: 10Gi
  backups:
    pgbackrest:
      image: {{< param imageCrunchyPGBackrest >}}
      repos:
        - name: repo1
          volume:
            volumeClaimSpec:
              accessModes:
                - "ReadWriteOnce"
              resources:
                requests:
                  storage: 20Gi
```

In particular, we added the following to `spec.instances`:

```
dataVolumeClaimSpec:
  resources:
    requests:
      storage: 10Gi
```

and added the following to `spec.backups.pgbackrest.repos.volume`:

```
volumeClaimSpec:
  accessModes:
    - "ReadWriteOnce"
  resources:
    requests:
      storage: 20Gi
```

Apply these updates to your Postgres cluster with the following command:

```
kubect1 apply -k kustomize/postgres
```

### Resize PVCs With StorageClass That Does Not Allow Expansion

Not all Kubernetes Storage Classes allow for [volume expansion](#). However, with PGO, you can still resize your Postgres cluster data volumes even if your storage class does not allow it!

Let’s go back to the previous example:

```
apiVersion: postgres-operator.crunchydata.com/v1beta1
kind: PostgresCluster
```

```

metadata:
  name: hippo
spec:
  image: {{< param imageCrunchyPostgres >}}
  postgresVersion: {{< param postgresVersion >}}
  instances:
    - name: instance1
      replicas: 2
      resources:
        limits:
          cpu: 2.0
          memory: 4Gi
      dataVolumeClaimSpec:
        accessModes:
          - "ReadWriteOnce"
        resources:
          requests:
            storage: 1Gi
  backups:
    pgbackrest:
      image: {{< param imageCrunchyPGBackrest >}}
      repos:
        - name: repo1
          volume:
            volumeClaimSpec:
              accessModes:
                - "ReadWriteOnce"
              resources:
                requests:
                  storage: 20Gi

```

First, create a new instance that has the larger volume size. Call this instance **instance2**. The manifest would look like this:

```

apiVersion: postgres-operator.crunchydata.com/v1beta1
kind: PostgresCluster
metadata:
  name: hippo
spec:
  image: {{< param imageCrunchyPostgres >}}
  postgresVersion: {{< param postgresVersion >}}
  instances:
    - name: instance1
      replicas: 2
      resources:
        limits:
          cpu: 2.0
          memory: 4Gi
      dataVolumeClaimSpec:
        accessModes:
          - "ReadWriteOnce"
        resources:
          requests:
            storage: 1Gi
    - name: instance2
      replicas: 2
      resources:
        limits:
          cpu: 2.0
          memory: 4Gi
      dataVolumeClaimSpec:
        accessModes:
          - "ReadWriteOnce"
        resources:
          requests:
            storage: 10Gi
  backups:

```

```

pgbackrest:
  image: {{< param imageCrunchyPGBackrest >}}
  repos:
  - name: repo1
    volume:
      volumeClaimSpec:
        accessModes:
        - "ReadWriteOnce"
        resources:
          requests:
            storage: 20Gi

```

Take note of the block that contains `instance2`:

```

- name: instance2
  replicas: 2
  resources:
    limits:
      cpu: 2.0
      memory: 4Gi
  dataVolumeClaimSpec:
    accessModes:
    - "ReadWriteOnce"
    resources:
      requests:
        storage: 10Gi

```

This creates a second set of two Postgres instances, both of which come up as replicas, that have a larger PVC.

Once this new instance set is available and they are caught to the primary, you can then apply the following manifest:

```

apiVersion: postgres-operator.crunchydata.com/v1beta1
kind: PostgresCluster
metadata:
  name: hippo
spec:
  image: {{< param imageCrunchyPostgres >}}
  postgresVersion: {{< param postgresVersion >}}
  instances:
  - name: instance2
    replicas: 2
    resources:
      limits:
        cpu: 2.0
        memory: 4Gi
    dataVolumeClaimSpec:
      accessModes:
      - "ReadWriteOnce"
      resources:
        requests:
          storage: 10Gi
  backups:
    pgbackrest:
      image: {{< param imageCrunchyPGBackrest >}}
      repos:
      - name: repo1
        volume:
          volumeClaimSpec:
            accessModes:
            - "ReadWriteOnce"
            resources:
              requests:
                storage: 20Gi

```

This will promote one of the instances with the larger PVC to be the new primary and remove the instances with the smaller PVCs!

This method can also be used to shrink PVCs to use a smaller amount.



# Troubleshooting

## Postgres Pod Can’t Be Scheduled

There are many reasons why a PostgreSQL Pod may not be scheduled:

- **Resources are unavailable.** Ensure that you have a Kubernetes [Node](#) with enough resources to satisfy your memory or CPU Request.
- **PVC cannot be provisioned.** Ensure that you request a PVC size that is available, or that your PVC storage class is set up correctly.

## PVCs Do Not Resize

Ensure that your storage class supports PVC resizing. You can check that by inspecting the `allowVolumeExpansion` attribute:

```
kubect1 get sc
```

If the storage class does not support PVC resizing, you can use the technique described above to resize PVCs using a second instance set.

## Next Steps

You’ve now resized your Postgres cluster, but how can you configure Postgres to take advantage of the new resources? Let’s look at how we can [customize the Postgres cluster configuration]({{< relref “./customize-cluster.md” >}}).

Postgres is known for its ease of customization; PGO helps you to roll out changes efficiently and without disruption. After [resizing the resources]({{< relref “./resize-cluster.md” >}}) for our Postgres cluster in the previous step of this tutorial, lets see how we can tweak our Postgres configuration to optimize its usage of them.

## Custom Postgres Configuration

Part of the trick of managing multiple instances in a Postgres cluster is ensuring all of the configuration changes are propagated to each of them. This is where PGO helps: when you make a Postgres configuration change for a cluster, PGO will apply it to all of the Postgres instances.

For example, in our previous step we added CPU and memory limits of 2.0 and 4Gi respectively. Let’s tweak some of the Postgres settings to better use our new resources. We can do this in the `spec.patroni.dynamicConfiguration` section. Here is an example updated manifest that tweaks several settings:

```
apiVersion: postgres-operator.crunchydata.com/v1beta1
kind: PostgresCluster
metadata:
  name: hippo
spec:
  image: {{< param imageCrunchyPostgres >}}
  postgresVersion: {{< param postgresVersion >}}
  instances:
    - name: instance1
      replicas: 2
      resources:
        limits:
          cpu: 2.0
          memory: 4Gi
      dataVolumeClaimSpec:
        accessModes:
          - "ReadWriteOnce"
        resources:
          requests:
            storage: 1Gi
  backups:
    pgbackrest:
      image: {{< param imageCrunchyPGBackrest >}}
      repos:
        - name: repo1
          volume:
```

```

        volumeClaimSpec:
          accessModes:
            - "ReadWriteOnce"
          resources:
            requests:
              storage: 1Gi
    patroni:
      dynamicConfiguration:
        postgresql:
          parameters:
            max_parallel_workers: 2
            max_worker_processes: 2
            shared_buffers: 1GB
            work_mem: 2MB

```

In particular, we added the following to `spec`:

```

patroni:
  dynamicConfiguration:
    postgresql:
      parameters:
        max_parallel_workers: 2
        max_worker_processes: 2
        shared_buffers: 1GB
        work_mem: 2MB

```

Apply these updates to your Postgres cluster with the following command:

```
kubectl apply -k kustomize/postgres
```

PGO will go and apply these settings, restarting each Postgres instance when necessary. You can verify that the changes are present using the Postgres `SHOW` command, e.g.

```
SHOW work_mem;
```

should yield something similar to:

```

work_mem
-----
2MB

```

## Customize TLS

All connections in PGO use TLS to encrypt communication between components. PGO sets up a PKI and certificate authority (CA) that allow you create verifiable endpoints. However, you may want to bring a different TLS infrastructure based upon your organizational requirements. The good news: PGO lets you do this!

If you want to use the TLS infrastructure that PGO provides, you can skip the rest of this section and move on to learning how to [apply software updates]({{< relref “./update-cluster.md” >}}).

### How to Customize TLS

There are a few different TLS endpoints that can be customized for PGO, including those of the Postgres cluster and controlling how Postgres instances authenticate with each other. Let’s look at how we can customize TLS by defining

- a `spec.customTLSSecret`, used to both identify the cluster and encrypt communications; and
- a `spec.customReplicationTLSSecret`, used for replication authentication.

(For more information on the `spec.customTLSSecret` and `spec.customReplicationTLSSecret` fields, see the [PostgresCluster CRD]({{< relref “references/crd.md” >}}).)

To customize the TLS for a Postgres cluster, you will need to create two Secrets in the Namespace of your Postgres cluster. One of these Secrets will be the `customTLSSecret` and the other will be the `customReplicationTLSSecret`. Both secrets contain a TLS key (`tls.key`), TLS certificate (`tls.crt`) and CA certificate (`ca.crt`) to use.

Note: If `spec.customTLSSecret` is provided you **must** also provide `spec.customReplicationTLSSecret` and both must contain the same `ca.crt`.

The custom TLS and custom replication TLS Secrets should contain the following fields (though see below for a workaround if you cannot control the field names of the Secret’s `data`):

```
data:
  ca.crt: <value>
  tls.crt: <value>
  tls.key: <value>
```

For example, if you have files named `ca.crt`, `hippo.key`, and `hippo.crt` stored on your local machine, you could run the following command to create a Secret from those files:

```
kubect1 create secret generic -n postgres-operator hippo-cluster.tls \
  --from-file=ca.crt=ca.crt \
  --from-file=tls.key=hippo.key \
  --from-file=tls.crt=hippo.crt
```

After you create the Secrets, you can specify the custom TLS Secret in your `postgrescluster.postgres-operator.crunchydata.com` custom resource. For example, if you created a `hippo-cluster.tls` Secret and a `hippo-replication.tls` Secret, you would add them to your Postgres cluster:

```
spec:
  customTLSSecret:
    name: hippo-cluster.tls
  customReplicationTLSSecret:
    name: hippo-replication.tls
```

If you’re unable to control the key-value pairs in the Secret, you can create a mapping to tell the Postgres Operator what key holds the expected value. That would look similar to this:

```
spec:
  customTLSSecret:
    name: hippo.tls
    items:
      - key: <tls.crt key in the referenced hippo.tls Secret>
        path: tls.crt
      - key: <tls.key key in the referenced hippo.tls Secret>
        path: tls.key
      - key: <ca.crt key in the referenced hippo.tls Secret>
        path: ca.crt
```

For instance, if the `hippo.tls` Secret had the `tls.crt` in a key named `hippo-tls.crt`, the `tls.key` in a key named `hippo-tls.key`, and the `ca.crt` in a key named `hippo-ca.crt`, then your mapping would look like:

```
spec:
  customTLSSecret:
    name: hippo.tls
    items:
      - key: hippo-tls.crt
        path: tls.crt
      - key: hippo-tls.key
        path: tls.key
      - key: hippo-ca.crt
        path: ca.crt
```

Note: Although the custom TLS and custom replication TLS Secrets share the same `ca.crt`, they do not share the same `tls.crt`:

- Your `spec.customTLSSecret` TLS certificate should have a Common Name (CN) setting that matches the primary Service name. This is the name of the cluster suffixed with `-primary`. For example, for our `hippo` cluster this would be `hippo-primary`.
- Your `spec.customReplicationTLSSecret` TLS certificate should have a Common Name (CN) setting that matches `_crunchyrepl`, which is the preset replication user.

As with the other changes, you can roll out the TLS customizations with `kubect1 apply`.

# Labels

There are several ways to add your own custom Kubernetes [Labels](#) to your Postgres cluster.

- Cluster: You can apply labels to any PGO managed object in a cluster by editing the `spec.metadata.labels` section of the custom resource.
- Postgres: You can apply labels to a Postgres instance set and its objects by editing `spec.instances.metadata.labels`.
- pgBackRest: You can apply labels to pgBackRest and its objects by editing `postgresclusters.spec.backups.pgbackrest.metadata.labels`.
- PgBouncer: You can apply labels to PgBouncer connection pooling instances by editing `spec.proxy.pgBouncer.metadata.labels`.

# Annotations

There are several ways to add your own custom Kubernetes [Annotations](#) to your Postgres cluster.

- Cluster: You can apply annotations to any PGO managed object in a cluster by editing the `spec.metadata.annotations` section of the custom resource.
- Postgres: You can apply annotations to a Postgres instance set and its objects by editing `spec.instances.metadata.annotations`.
- pgBackRest: You can apply annotations to pgBackRest and its objects by editing `spec.backups.pgbackrest.metadata.annotations`.
- PgBouncer: You can apply annotations to PgBouncer connection pooling instances by editing `spec.proxy.pgBouncer.metadata.annotations`.

# Pod Priority Classes

PGO allows you to use [pod priority classes](#) to indicate the relative importance of a pod by setting a `priorityClassName` field on your Postgres cluster. This can be done as follows:

- Instances: Priority is defined per instance set and is applied to all Pods in that instance set by editing the `spec.instances.priorityClassName` section of the custom resource.
- Dedicated Repo Host: Priority defined under the `repoHost` section of the spec is applied to the dedicated repo host by editing the `spec.backups.pgbackrest.repoHost.priorityClassName` section of the custom resource.
- PgBouncer: Priority is defined under the `pgBouncer` section of the spec and will apply to all PgBouncer Pods by editing the `spec.proxy.pgBouncer.priorityClassName` section of the custom resource.
- Backup (manual and scheduled): Priority is defined under the `spec.backups.pgbackrest.jobs.priorityClassName` section and applies that priority to all pgBackRest backup Jobs (manual and scheduled).
- Restore (data source or in-place): Priority is defined for either a “data source” restore or an in-place restore by editing the `spec.dataSource.postgresCluster.priorityClassName` section of the custom resource.
- Data Migration: The priority defined for the first instance set in the spec (array position 0) is used for the PGDATA and WAL migration Jobs. The pgBackRest repo migration Job will use the priority class applied to the `repoHost`.

# Separate WAL PVCs

PostgreSQL commits transactions by storing changes in its [Write-Ahead Log \(WAL\)](#). Because the way WAL files are accessed and utilized often differs from that of data files, and in high-performance situations, it can be desirable to put WAL files on separate storage volume. With PGO, this can be done by adding the `walVolumeClaimSpec` block to your desired instance in your `PostgresCluster` spec, either when your cluster is created or anytime thereafter:

```
spec:
  instances:
    - name: instance
      walVolumeClaimSpec:
        accessModes:
          - "ReadWriteOnce"
        resources:
          requests:
            storage: 1Gi
```

This volume can be removed later by removing the `walVolumeClaimSpec` section from the instance. Note that when changing the WAL directory, care is taken so as not to lose any WAL files. PGO only deletes the PVC once there are no longer any WAL files on the previously configured volume.

# Custom Sidecar Containers

PGO allows you to configure custom [sidecar Containers](#) for your PostgreSQL instance and pgBouncer Pods.

To use the custom sidecar features, currently in **Alpha**, you will need to enable them via the PGO [feature gate](#).

PGO feature gates are enabled by setting the PGO\_FEATURE\_GATES environment variable on the PGO Deployment. For a feature named ‘FeatureName’, that would look like

```
PGO_FEATURE_GATES="FeatureName=true"
```

Please note that it is possible to enable more than one feature at a time as this variable accepts a comma delimited list, for example:

```
PGO_FEATURE_GATES="FeatureName=true,FeatureName2=true,FeatureName3=true..."
```

Any feature name added to PGO\_FEATURE\_GATES must be defined by PGO and must be set to true or false. Any misconfiguration will prevent PGO from deploying. See the [considerations](#) below for additional guidance.

## Custom Sidecar Containers for PostgreSQL Instance Pods

To configure custom sidecar Containers for any of your PostgreSQL instance Pods you will need to enable that feature via the PGO feature gate.

As mentioned above, PGO feature gates are enabled by setting the PGO\_FEATURE\_GATES environment variable on the PGO Deployment. For the PostgreSQL instance sidecar container feature, that will be

```
PGO_FEATURE_GATES="InstanceSidecars=true"
```

Once this feature is enabled, you can add your custom [Containers](#) as an array to `spec.instances.containers`. See the [custom sidecar example](#) below for more information!

## Custom Sidecar Containers for pgBouncer Pods

Similar to your PostgreSQL instance Pods, to configure custom sidecar Containers for your pgBouncer Pods you will need to enable it via the PGO feature gate.

As mentioned above, PGO feature gates are enabled by setting the PGO\_FEATURE\_GATES environment variable on the PGO Deployment. For the pgBouncer custom sidecar container feature, that will be

```
PGO_FEATURE_GATES="PGBouncerSidecars=true"
```

Once this feature is enabled, you can add your custom [Containers](#) as an array to `spec.proxy.pgBouncer.containers`. See the [custom sidecar example](#) below for more information!

## Custom Sidecar Example

As a simple example, consider

```
apiVersion: postgres-operator.crunchydata.com/v1beta1
kind: PostgresCluster
metadata:
  name: sidecar-hippo
spec:
  image: {{< param imageCrunchyPostgres >}}
  postgresVersion: {{< param postgresVersion >}}
  instances:
    - name: instance1
      containers:
        - name: testcontainer
          image: mycontainer1:latest
        - name: testcontainer2
          image: mycontainer1:latest
  dataVolumeClaimSpec:
    accessModes:
      - "ReadWriteOnce"
    resources:
      requests:
        storage: 1Gi
```

```

backups:
  pgbackrest:
    image: {{< param imageCrunchyPGBackrest >}}
    repos:
      - name: repo1
        volume:
          volumeClaimSpec:
            accessModes:
              - "ReadWriteOnce"
            resources:
              requests:
                storage: 1Gi

proxy:
  pgBouncer:
    image: {{< param imageCrunchyPGBouncer >}}
    containers:
      - name: bouncertestcontainer1
        image: mycontainer1:latest

```

In the above example, we’ve added two sidecar Containers to the `instance1` Pod and one sidecar container to the `pgBouncer` Pod. These Containers can be defined in the manifest at any time, but the Containers will not be added to their respective Pods until the feature gate is enabled.

## Considerations

- Volume mounts and other Pod details are subject to change between releases.
- The custom sidecar features are currently in **Alpha**. Any sidecar Containers, as well as any settings included in their configuration, are added and used at your own risk. Improperly configured sidecar Containers could impact the health and/or security of your PostgreSQL cluster!
- When adding a sidecar container, we recommend adding a unique prefix to the container name to avoid potential naming conflicts with the official PGO containers.

## Database Initialization SQL

PGO can run SQL for you as part of the cluster creation and initialization process. PGO runs the SQL using the `psql` client so you can use meta-commands to connect to different databases, change error handling, or set and use variables. Its capabilities are described in the [psql documentation](#).

### Initialization SQL ConfigMap

The Postgres cluster spec accepts a reference to a ConfigMap containing your init SQL file. Update your cluster spec to include the ConfigMap name, `spec.databaseInitSQL.name`, and the data key, `spec.databaseInitSQL.key`, for your SQL file. For example, if you create your ConfigMap with the following command:

```
kubectl -n postgres-operator create configmap hippo-init-sql --from-file=init.sql=/path/to/init.sql
```

You would add the following section to your Postgrescluster spec:

```

spec:
  databaseInitSQL:
    key: init.sql
    name: hippo-init-sql

```

The ConfigMap must exist in the same namespace as your Postgres cluster.

After you add the ConfigMap reference to your spec, apply the change with `kubectl apply -k kustomize/postgres`. PGO will create your `hippo` cluster and run your initialization SQL once the cluster has started. You can verify that your SQL has been run by checking the `databaseInitSQL` status on your Postgres cluster. While the status is set, your init SQL will not be run again. You can check cluster status with the `kubectl describe` command:

```
kubectl -n postgres-operator describe postgresclusters.postgres-operator.crunchydata.com hippo
```

In some cases, due to how Kubernetes treats PostgresCluster status, PGO may run your SQL commands more than once. Please ensure that the commands defined in your init SQL are idempotent.

Now that `databaseInitSQL` is defined in your cluster status, verify database objects have been created as expected. After verifying, we recommend removing the `spec.databaseInitSQL` field from your spec. Removing the field from the spec will also remove `databaseInitSQL` from the cluster status.

## PSQL Usage

PGO uses the `psql` interactive terminal to execute SQL statements in your database. Statements are passed in using standard input and the filename flag (e.g. `psql -f -`).

SQL statements are executed as superuser in the default maintenance database. This means you have full control to create database objects, extensions, or run any SQL statements that you might need.

**Integration with User and Database Management** If you are creating users or databases, please see the [User/Database Management]({{< relref “tutorial/user-management.md” >}}) documentation. Databases created through the user management section of the spec can be referenced in your initialization sql. For example, if a database `zoo` is defined:

```
spec:
  users:
    - name: hippo
  databases:
    - "zoo"
```

You can connect to `zoo` by adding the following `psql` meta-command to your SQL:

```
\c zoo
create table t_zoo as select s, md5(random()::text) from generate_Series(1,5) s;
```

**Transaction support** By default, `psql` commits each SQL command as it completes. To combine multiple commands into a single [transaction](#), use the `BEGIN` and `COMMIT` commands.

```
BEGIN;
create table t_random as select s, md5(random()::text) from generate_Series(1,5) s;
COMMIT;
```

**PSQL Exit Code and Database Init SQL Status** The exit code from `psql` will determine when the `databaseInitSQL` status is set. When `psql` returns 0 the status will be set and SQL will not be run again. When `psql` returns with an error exit code the status will not be set. PGO will continue attempting to execute the SQL as part of its reconcile loop until `psql` returns normally. If `psql` exits with a failure, you will need to edit the file in your `ConfigMap` to ensure your SQL statements will lead to a successful `psql` return. The easiest way to make live changes to your `ConfigMap` is to use the following `kubectl edit` command:

```
kubectl -n <cluster-namespace> edit configmap hippo-init-sql
```

Be sure to transfer any changes back over to your local file. Another option is to make changes in your local file and use `kubectl --dry-run` to create a template and pipe the output into `kubectl apply`:

```
kubectl create configmap hippo-init-sql --from-file=init.sql=/path/to/init.sql --dry-run=client -o
yaml | kubectl apply -f -
```

If you edit your `ConfigMap` and your changes aren’t showing up, you may be waiting for PGO to reconcile your cluster. After some time, PGO will automatically reconcile the cluster or you can trigger reconciliation by applying any change to your cluster (e.g. with `kubectl apply -k kustomize/postgres`).

To ensure that `psql` returns a failure exit code when your SQL commands fail, set the `ON_ERROR_STOP` [variable](#) as part of your SQL file:

```
\set ON_ERROR_STOP
\echo Any error will lead to exit code 3
create table t_random as select s, md5(random()::text) from generate_Series(1,5) s;
```

## Troubleshooting

### Changes Not Applied

If your Postgres configuration settings are not present, ensure that you are using the syntax that Postgres expects. You can see this in the [Postgres configuration documentation](#).



## Next Steps

You’ve now seen how you can further customize your Postgres cluster, but what about [managing users and databases]({{< relref “./user-management.md” >}})? That’s a great question that is answered in the [next section]({{< relref “./user-management.md” >}}).

PGO comes with some out-of-the-box conveniences for managing users and databases in your Postgres cluster. However, you may have requirements where you need to create additional users, adjust user privileges or add additional databases to your cluster.

For detailed information for how user and database management works in PGO, please see the [User Management]({{< relref “architecture/user-management.md” >}}) section of the architecture guide.

## Creating a New User

You can create a new user with the following snippet in the `postgrescluster` custom resource. Let’s add this to our `hippo` database:

```
spec:
  users:
    - name: rhino
```

You can now apply the changes and see that the new user is created. Note the following:

- The user would only be able to connect to the default `postgres` database.
- The user will not have any connection credentials populated into the `hippo-pguser-rhino` Secret.
- The user is unprivileged.

Let’s create a new database named `zoo` that we will let the `rhino` user access:

```
spec:
  users:
    - name: rhino
    databases:
      - zoo
```

Inspect the `hippo-pguser-rhino` Secret. You should now see that the `dbname` and `uri` fields are now populated!

We can set role privileges by using the standard [role attributes](#) that Postgres provides and adding them to the `spec.users.options`. Let’s say we want the rhino to become a superuser (be careful about doling out Postgres superuser privileges!). You can add the following to the spec:

```
spec:
  users:
    - name: rhino
      databases:
        - zoo
      options: "SUPERUSER"
```

There you have it: we have created a Postgres user named `rhino` with superuser privileges that has access to the `rhino` database (though a superuser has access to all databases!).

## Adjusting Privileges

Let’s say you want to revoke the superuser privilege from `rhino`. You can do so with the following:

```
spec:
  users:
    - name: rhino
      databases:
        - zoo
      options: "NOSUPERUSER"
```

If you want to add multiple privileges, you can add each privilege with a space between them in `options`, e.g.:

```
spec:
  users:
    - name: rhino
      databases:
        - zoo
      options: "CREATEDB CREATEROLE"
```

# Managing the postgres User

By default, PGO does not give you access to the `postgres` user. However, you can get access to this account by doing the following:

```
spec:
  users:
    - name: postgres
```

This will create a Secret of the pattern `<clusterName>-pguser-postgres` that contains the credentials of the `postgres` account. For our `hippo` cluster, this would be `hippo-pguser-postgres`.

## Deleting a User

PGO does not delete users automatically: after you remove the user from the spec, it will still exist in your cluster. To remove a user and all of its objects, as a superuser you will need to run `DROP OWNED` in each database the user has objects in, and `DROP ROLE` in your Postgres cluster.

For example, with the above `rhino` user, you would run the following:

```
DROP OWNED BY rhino;
DROP ROLE rhino;
```

Note that you may need to run `DROP OWNED BY rhino CASCADE`; based upon your object ownership structure – be very careful with this command!

## Deleting a Database

PGO does not delete databases automatically: after you remove all instances of the database from the spec, it will still exist in your cluster. To completely remove the database, you must run the `DROP DATABASE` command as a Postgres superuser.

For example, to remove the `zoo` database, you would execute the following:

```
DROP DATABASE zoo;
```

## Next Steps

You now know how to manage users and databases in your cluster and have now a well-rounded set of tools to support your “Day 1” operations. Let’s start looking at some of the “Day 2” work you can do with PGO, such as [updating to the next Postgres version]({{< relref “./update-cluster.md” >}}), in the [next section]({{< relref “./update-cluster.md” >}}).

Did you know that Postgres releases bug fixes [once every three months](#)? Additionally, we periodically refresh the container images to ensure the base images have the latest software that may fix some CVEs.

It’s generally good practice to keep your software up-to-date for stability and security purposes, so let’s learn how PGO helps to you accept low risk, “patch” type updates.

The good news: you do not need to update PGO itself to apply component updates: you can update each Postgres cluster whenever you want to apply the update! This lets you choose when you want to apply updates to each of your Postgres clusters, so you can update it on your own schedule. If you have a [high availability Postgres]({{< relref “./high-availability.md” >}}) cluster, PGO uses a rolling update to minimize or eliminate any downtime for your application.

## Applying Minor Postgres Updates

The Postgres image is referenced using the `spec.image` and looks similar to the below:

```
spec:
  image: registry.developers.crunchydata.com/crunchydata/crunchy-postgres:ubi8-14.2-0
```

Diving into the tag a bit further, you will notice the `14.2-0` portion. This represents the Postgres minor version (`14.2`) and the patch number of the release `0`. If the patch number is incremented (e.g. `14.2-1`), this means that the container is rebuilt, but there are no changes to the Postgres version. If the minor version is incremented (e.g. `14.2-0`), this means that there is a newer bug fix release of Postgres within the container.

To update the image, you just need to modify the `spec.image` field with the new image reference, e.g.

```
spec:
  image: registry.developers.crunchydata.com/crunchydata/crunchy-postgres:ubi8-14.2-1
```

You can apply the changes using `kubectl apply`. Similar to the rolling update example when we [resized the cluster]({{< relref “./resize-cluster.md” >}}), the update is first applied to the Postgres replicas, then a controlled switchover occurs, and the final instance is updated.

For the `hippo` cluster, you can see the status of the rollout by running the command below:

```
kubectl -n postgres-operator get pods \
--selector=postgres-operator.crunchydata.com/cluster=hippo,postgres-operator.crunchydata.com/instanceid=hippo-1 \
-o=jsonpath='{range .items[*]}{.metadata.name}{"\t"}{.metadata.labels.postgres-operator.crunchydata.com/role}{"\t"}{.spec.replicas}{"\n"}'
```

or by running a watch:

```
watch "kubectl -n postgres-operator get pods \
--selector=postgres-operator.crunchydata.com/cluster=hippo,postgres-operator.crunchydata.com/instanceid=hippo-1 \
-o=jsonpath='{range .items[*]}{.metadata.name}{"\t"}{.metadata.labels.postgres-operator.crunchydata.com/role}{"\t"}{.spec.replicas}{"\n"}'
```

## Rolling Back Minor Postgres Updates

This methodology also allows you to rollback changes from minor Postgres updates. You can change the `spec.image` field to your desired container image. PGO will then ensure each Postgres instance in the cluster rolls back to the desired image.

## Applying Other Component Updates

There are other components that go into a PGO Postgres cluster. These include `pgBackRest`, `PgBouncer` and others. Each one of these components has its own image: for example, you can find a reference to the `pgBackRest` image in the `spec.backups.pgbackrest.image` attribute.

Applying software updates for the other components in a Postgres cluster works similarly to the above. As `pgBackRest` and `PgBouncer` are Kubernetes [Deployments](#), Kubernetes will help manage the rolling update to minimize disruption.

## Next Steps

Now that we know how to update our software components, let’s look at how PGO handles [disaster recovery]({{< relref “./backups.md” >}})!

An important part of a healthy Postgres cluster is maintaining backups. PGO optimizes its use of open source [pgBackRest](#) to be able to support terabyte size databases. What’s more, PGO makes it convenient to perform many common and advanced actions that can occur during the lifecycle of a database, including:

- Setting automatic backup schedules and retention policies
- Backing data up to multiple locations
- Support for backup storage in Kubernetes, AWS S3 (or S3-compatible systems like MinIO), Google Cloud Storage (GCS), and Azure Blob Storage
- Taking one-off / ad hoc backups
- Performing a “point-in-time-recovery”
- Cloning data to a new instance

and more.

Let’s explore the various disaster recovery features in PGO by first looking at how to set up backups.

## Understanding Backup Configuration and Basic Operations

The backup configuration for a PGO managed Postgres cluster resides in the `spec.backups.pgbackrest` section of a custom resource. In addition to indicating which version of `pgBackRest` to use, this section allows you to configure the fundamental backup settings for your Postgres cluster, including:

- `spec.backups.pgbackrest.configuration` - allows to add additional configuration and references to Secrets that are needed for configuration your backups. For example, this may reference a Secret that contains your S3 credentials.

- `spec.backups.pgbackrest.global` - a convenience to apply global [pgBackRest configuration](#). An example of this may be setting the global pgBackRest logging level (e.g. `log-level-console: info`), or provide configuration to optimize performance.
- `spec.backups.pgbackrest.repos` - information on each specific pgBackRest backup repository. This allows you to configure where and how your backups and WAL archive are stored. You can keep backups in up to four (4) different locations!

You can configure the `repos` section based on the backup storage system you are looking to use. Specifically, you configure your `repos` section according to the storage type you are using. There are four storage types available in `spec.backups.pgbackrest.repos`:

Storage Type	Description
azure	For use with Azure Blob Storage.
gcs	For use with Google Cloud Storage (GCS).
s3	For use with Amazon S3 or any S3 compatible storage system such as MinIO.
volume	For use with a Kubernetes <a href="#">Persistent Volume</a> .

Regardless of the backup storage system you select, you **must** assign a name to `spec.backups.pgbackrest.repos.name`, e.g. `repo1`. pgBackRest follows the convention of assigning configuration to a specific repository using a `repoN` format, e.g. `repo1`, `repo2`, etc. You can customize your configuration based upon the name that you assign in the spec. We will cover this topic further in the multi-repository example.

By default, backups are stored in a directory that follows the pattern `pgbackrest/repoN` where N is the number of the repo. This typically does not present issues when storing your backup information in a Kubernetes volume, but it can present complications if you are storing all of your backups in the same backup in a blob storage system like S3/GCS/Azure. You can avoid conflicts by setting the `repoN-path` variable in `spec.backups.pgbackrest.global`. The convention we recommend for setting this variable is `/pgbackrest/$NAMESPACE/$CLUSTER_NAME/repoN`. For example, if I have a cluster named `hippo` in the namespace `postgres-operator`, I would set the following:

```
spec:
  backups:
    pgbackrest:
      global:
        repo1-path: /pgbackrest/postgres-operator/hippo/repo1
```

As mentioned earlier, you can store backups in up to four different repositories. You can also mix and match, e.g. you could store your backups in two different S3 repositories. Each storage type does have its own required attributes that you need to set. We will cover that later in this section.

Now that we’ve covered the basics, let’s learn how to set up our backup repositories!

## Setting Up a Backup Repository

As mentioned above, PGO, the Postgres Operator from Crunchy Data, supports multiple ways to store backups. Let’s look into each method and see how you can ensure your backups and archives are being safely stored!

## Using Kubernetes Volumes

The simplest way to get started storing backups is to use a Kubernetes Volume. This was already configure as part of the [create a Postgres cluster]({{< relref “./create-cluster.md”>}}) example. Let’s take a closer look at some of that configuration:

```
- name: repo1
  volume:
    volumeClaimSpec:
      accessModes:
        - "ReadWriteOnce"
      resources:
        requests:
          storage: 1Gi
```

The one requirement of volume is that you need to fill out the `volumeClaimSpec` attribute. This attribute uses the same format as a [persistent volume claim](#) spec! In fact, we performed a similar set up when we [created a Postgres cluster]({{< relref “./create-cluster.md”>}}).

In the above example, we assume that the Kubernetes cluster is using a default storage class. If your cluster does not have a default storage class, or you wish to use a different storage class, you will have to set `spec.backups.pgbackrest.repos.volume.volumeClaimSpec.storage`

# Using S3

Setting up backups in S3 requires a few additional modifications to your custom resource spec and either - the use of a Secret to protect your S3 credentials, or - setting up identity providers in AWS to allow pgBackRest to assume a role with permissions.

## Using S3 Credentials

There is an example for creating a Postgres cluster that uses S3 for backups in the `kustomize/s3` directory in the [Postgres Operator examples](#) repository. In this directory, there is a file called `s3.conf.example`. Copy this example file to `s3.conf`:

```
cp s3.conf.example s3.conf
```

Note that `s3.conf` is protected from commit by a `.gitignore`.

Open up `s3.conf`, you will see something similar to:

```
[global]
repo1-s3-key=<YOUR_AWS_S3_KEY>
repo1-s3-key-secret=<YOUR_AWS_S3_KEY_SECRET>
```

Replace the values with your AWS S3 credentials and save.

Now, open up `kustomize/s3/postgres.yaml`. In the `s3` section, you will see something similar to:

```
s3:
  bucket: "<YOUR_AWS_S3_BUCKET_NAME>"
  endpoint: "<YOUR_AWS_S3_ENDPOINT>"
  region: "<YOUR_AWS_S3_REGION>"
```

Again, replace these values with the values that match your S3 configuration. For `endpoint`, only use the domain and, if necessary, the port (e.g. `s3.us-east-2.amazonaws.com`).

Note that `region` is required by S3, as does pgBackRest. If you are using a storage system with a S3 compatibility layer that does not require `region`, you can fill in `region` with a random value.

If you are using MinIO, you may need to set the URI style to use `path` mode. You can do this from the global settings, e.g. for `repo1`:

```
spec:
  backups:
    pgbackrest:
      global:
        repo1-s3-uri-style: path
```

When your configuration is saved, you can deploy your cluster:

```
kubectl apply -k kustomize/s3
```

Watch your cluster: you will see that your backups and archives are now being stored in S3!

## Using an AWS-integrated identity provider and role

If you deploy PostgresClusters to AWS Elastic Kubernetes Service, you can take advantage of their IAM role integration. When you attach a certain annotation to your PostgresCluster spec, AWS will automatically mount an AWS token and other needed environment variables. These environment variables will then be used by pgBackRest to assume the identity of a role that has permissions to upload to an S3 repository.

This method requires [additional setup in AWS IAM](#). Use the procedure in the linked documentation for the first two steps described below:

1. Create an OIDC provider for your EKS cluster.
2. Create an IAM policy for bucket access and an IAM role with a trust relationship with the OIDC provider in step 1.

The third step is to associate that IAM role with a ServiceAccount, but there's no need to do that manually, as PGO does that for you. First, make a note of the IAM role's ARN.

You can then make the following changes to the files in the `kustomize/s3` directory in the [Postgres Operator examples](#) repository:

1. Add the `s3` section to the spec in `kustomize/s3/postgres.yaml` as discussed in the [Using S3 Credentials](#) section above. In addition to that, add the required `eks.amazonaws.com/role-arn` annotation to the PostgresCluster spec using the IAM ARN that you noted above.

For instance, given an IAM role with the ARN `arn:aws:iam::123456768901:role/allow_bucket_access`, you would add the following to the PostgresCluster spec:

```
spec:
  metadata:
    annotations:
      eks.amazonaws.com/role-arn: "arn:aws:iam::123456768901:role/allow_bucket_access"
```

That `annotations` field will get propagated to the ServiceAccounts that require it automatically.

2. Copy the `s3.conf.example` file to `s3.conf`:

```
cp s3.conf.example s3.conf
```

Update that `kustomize/s3/s3.conf` file so that it looks like this:

```
[global]
repo1-s3-key-type=web-id
```

That `repo1-s3-key-type=web-id` line will tell [pgBackRest](#) to use the IAM integration.

With those changes saved, you can deploy your cluster:

```
kubectl apply -k kustomize/s3
```

And watch as it spins up and backs up to S3 using [pgBackRest](#)'s IAM integration.

## Using Google Cloud Storage (GCS)

Similar to S3, setting up backups in Google Cloud Storage (GCS) requires a few additional modifications to your custom resource spec and the use of a Secret to protect your GCS credentials.

There is an example for creating a Postgres cluster that uses GCS for backups in the `kustomize/gcs` directory in the [Postgres Operator examples](#) repository. In order to configure this example to use GCS for backups, you will need do two things.

First, copy your GCS key secret (which is a JSON file) into `kustomize/gcs/gcs-key.json`. Note that a `.gitignore` directive prevents you from committing this file.

Next, open the `postgres.yaml` file and edit `spec.backups.pgbackrest.repos.gcs.bucket` to the name of the GCS bucket that you want to back up to.

Save this file, and then run:

```
kubectl apply -k kustomize/gcs
```

Watch your cluster: you will see that your backups and archives are now being stored in GCS!

## Using Azure Blob Storage

Similar to the above, setting up backups in Azure Blob Storage requires a few additional modifications to your custom resource spec and the use of a Secret to protect your Azure Storage credentials.

There is an example for creating a Postgres cluster that uses Azure for backups in the `kustomize/azure` directory in the [Postgres Operator examples](#) repository. In this directory, there is a file called `azure.conf.example`. Copy this example file to `azure.conf`:

```
cp azure.conf.example azure.conf
```

Note that `azure.conf` is protected from commit by a `.gitignore`.

Open up `azure.conf`, you will see something similar to:

```
[global]
repo1-azure-account=<YOUR_AZURE_ACCOUNT>
repo1-azure-key=<YOUR_AZURE_KEY>
```

Replace the values with your Azure credentials and save.

Now, open up `kustomize/azure/postgres.yaml`. In the `azure` section, you will see something similar to:

```
azure:
  container: "<YOUR_AZURE_CONTAINER>"
```

Again, replace these values with the values that match your Azure configuration.

When your configuration is saved, you can deploy your cluster:

```
kubectl apply -k kustomize/azure
```

Watch your cluster: you will see that your backups and archives are now being stored in Azure!

# Set Up Multiple Backup Repositories

It is possible to store backups in multiple locations! For example, you may want to keep your backups both within your Kubernetes cluster and S3. There are many reasons for doing this:

- It is typically faster to heal Postgres instances when your backups are closer
- You can set different backup retention policies based upon your available storage
- You want to ensure that your backups are distributed geographically

and more.

PGO lets you store your backups in up to four locations simultaneously. You can mix and match: for example, you can store backups both locally and in GCS, or store your backups in two different GCS repositories. It's up to you!

There is an example in the [Postgres Operator examples](#) repository in the `kustomize/multi-backup-repo` folder that sets up backups in four different locations using each storage type. You can modify this example to match your desired backup topology.

## Additional Notes

While storing Postgres archives (write-ahead log [WAL] files) occurs in parallel when saving data to multiple pgBackRest repos, you cannot take parallel backups to different repos at the same time. PGO will ensure that all backups are taken serially. Future work in pgBackRest will address parallel backups to different repos. Please don't confuse this with parallel backup: pgBackRest does allow for backups to use parallel processes when storing them to a single repo!

## Encryption

You can encrypt your backups using AES-256 encryption using the CBC mode. This can be used independent of any encryption that may be supported by an external backup system.

To encrypt your backups, you need to set the cipher type and provide a passphrase. The passphrase should be long and random (e.g. the pgBackRest documentation recommends `openssl rand -base64 48`). The passphrase should be kept in a Secret.

Let's use our `hippo` cluster as an example. Let's create a new directory. First, create a file called `pgbackrest-secrets.conf` in this directory. It should look something like this:

```
[global]
repo1-cipher-pass=your-super-secure-encryption-key-passphrase
```

This contains the passphrase used to encrypt your data.

Next, create a `kustomization.yaml` file that looks like this:

```
namespace: postgres-operator

secretGenerator:
- name: hippo-pgbackrest-secrets
  files:
  - pgbackrest-secrets.conf

generatorOptions:
  disableNameSuffixHash: true

resources:
- postgres.yaml
```

Finally, create the manifest for the Postgres cluster in a file named `postgres.yaml` that is similar to the following:

```
apiVersion: postgres-operator.crunchydata.com/v1beta1
kind: PostgresCluster
metadata:
  name: hippo
spec:
  image: {{< param imageCrunchyPostgres >}}
  postgresVersion: {{< param postgresVersion >}}
  instances:
  - dataVolumeClaimSpec:
    accessModes:
```



```

      - "ReadWriteOnce"
    resources:
      requests:
        storage: 1Gi
backups:
  pgbackrest:
    image: {{< param imageCrunchyPGBackrest >}}
    configuration:
      - secret:
          name: hippo-pgbackrest-secrets
    global:
      repo1-cipher-type: aes-256-cbc
    repos:
      - name: repo1
        volume:
          volumeClaimSpec:
            accessModes:
              - "ReadWriteOnce"
            resources:
              requests:
                storage: 1Gi

```

Notice the reference to the Secret that contains the encryption key:

```

spec:
  backups:
    pgbackrest:
      configuration:
        - secret:
            name: hippo-pgbackrest-secrets

```

as well as the configuration for enabling AES-256 encryption using the CBC mode:

```

spec:
  backups:
    pgbackrest:
      global:
        repo1-cipher-type: aes-256-cbc

```

You can now create a Postgres cluster that has encrypted backups!

## Limitations

Currently the encryption settings cannot be changed on backups after they are established.

## Custom Backup Configuration

Most of your backup configuration can be configured through the `spec.backups.pgbackrest.global` attribute, or through information that you supply in the ConfigMap or Secret that you refer to in `spec.backups.pgbackrest.configuration`. You can also provide additional Secret values if need be, e.g. `repo1-cipher-pass` for encrypting backups.

The full list of [pgBackRest configuration options](https://pgbackrest.org/configuration.html) is available here:

<https://pgbackrest.org/configuration.html>

## IPv6 Support

If you are running your cluster in an IPv6-only environment, you will need to add an annotation to your PostgresCluster so that PGO knows to set pgBackRest's `tls-server-address` to an IPv6 address. Otherwise, `tls-server-address` will be set to 0.0.0.0, making pgBackRest inaccessible, and backups will not run. The annotation should be added as shown below:

```

apiVersion: postgres-operator.crunchydata.com/v1beta1
kind: PostgresCluster
metadata:
  name: hippo

```

```
annotations:
  postgres-operator.crunchydata.com/pgbackrest-ip-version: IPv6
```

## Next Steps

We’ve now seen how to use PGO to get our backups and archives set up and safely stored. Now let’s take a look at [backup management]({{< relref “./backup-management.md” >}}) and how we can do things such as set backup frequency, set retention policies, and even take one-off backups!

In the [previous section]({{< relref “./backups.md” >}}), we looked at a brief overview of the full disaster recovery feature set that PGO provides and explored how to [configure backups for our Postgres cluster]({{< relref “./backups.md” >}}).

Now that we have backups set up, lets look at some of the various backup management tasks we can perform. These include:

- Setting up scheduled backups
- Setting backup retention policies
- Taking one-off / ad hoc backups

## Managing Scheduled Backups

PGO sets up your Postgres clusters so that they are continuously archiving the [write-ahead log](#): your data is constantly being stored in your backup repository. Effectively, this is a backup!

However, in a [disaster recovery]({{< relref “./disaster-recovery.md” >}}) scenario, you likely want to get your Postgres cluster back up and running as quickly as possible (e.g. a short “[recovery time objective \(RTO\)](#)”). What helps accomplish this is to take periodic backups. This makes it faster to restore!

[pgBackRest](#), the backup management tool used by PGO, provides different backup types to help both from a space management and RTO optimization perspective. These backup types include:

- **full**: A backup of your entire Postgres cluster. This is the largest of all of the backup types.
- **differential**: A backup of all of the data since the last **full** backup.
- **incremental**: A backup of all of the data since the last **full**, **differential**, or **incremental** backup.

Selecting the appropriate backup strategy for your Postgres cluster is outside the scope of this tutorial, but let’s look at how we can set up scheduled backups.

Backup schedules are stored in the `spec.backups.pgbackrest.repos.schedules` section. Each value in this section accepts a [cron-formatted](#) string that dictates the backup schedule.

Let’s say that our backup policy is to take a full backup weekly on Sunday at 1am and take differential backups daily at 1am on every day except Sunday. We would want to add configuration to our spec that looks similar to:

```
spec:
  backups:
    pgbackrest:
      repos:
        - name: repo1
          schedules:
            full: "0 1 * * 0"
            differential: "0 1 * * 1-6"
```

To manage scheduled backups, PGO will create several Kubernetes [CronJobs](#) that will perform backups on the specified periods. The backups will use the [configuration that you specified]({{< relref “./backups.md” >}}).

Ensuring you take regularly scheduled backups is important to maintaining Postgres cluster health. However, you don’t need to keep all of your backups: this could cause you to run out of space! As such, it’s also important to set a backup retention policy.

## Managing Backup Retention

PGO lets you set backup retention on full and differential backups. When a full backup expires, either through your retention policy or through manual expiration, pgBackRest will clean up any backup and WAL files associated with it. For example, if you have a full backup with four associated incremental backups, when the full backup expires, all of its incremental backups also expire.

There are two different types of backup retention you can set:

- **count:** This is based on the number of backups you want to keep. This is the default.
- **time:** This is based on the total number of days you would like to keep a backup.

Let’s look at an example where we keep full backups for 14 days. The most convenient way to do this is through the `spec.backups.pgbackrest.global` section:

```
spec:
  backups:
    pgbackrest:
      global:
        repo1-retention-full: "14"
        repo1-retention-full-type: time
```

The full list of available configuration options is in the [pgBackRest configuration](#) guide.

## Taking a One-Off Backup

There are times where you may want to take a one-off backup, such as before major application changes or updates. This is not your typical declarative action – in fact a one-off backup is imperative in its nature! – but it is possible to take a one-off backup of your Postgres cluster with PGO.

First, you need to configure the `spec.backups.pgbackrest.manual` section to be able to take a one-off backup. This contains information about the type of backup you want to take and any other [pgBackRest configuration](#) options.

Let’s configure the custom resource to take a one-off full backup:

```
spec:
  backups:
    pgbackrest:
      manual:
        repoName: repo1
        options:
          - --type=full
```

This does not trigger the one-off backup – you have to do that by adding the `postgres-operator.crunchydata.com/pgbackrest-backup` annotation to your custom resource. The best way to set this annotation is with a timestamp, so you know when you initialized the backup.

For example, for our **hippo** cluster, we can run the following command to trigger the one-off backup:

```
kubectl annotate -n postgres-operator postgrescluster hippo \
  postgres-operator.crunchydata.com/pgbackrest-backup="$(date) "
```

PGO will detect this annotation and create a new, one-off backup Job!

If you intend to take one-off backups with similar settings in the future, you can leave those in the spec; just update the annotation to a different value the next time you are taking a backup.

To re-run the command above, you will need to add the `--overwrite` flag so the annotation’s value can be updated, i.e.

```
kubectl annotate -n postgres-operator postgrescluster hippo --overwrite \
  postgres-operator.crunchydata.com/pgbackrest-backup="$(date) "
```

## Next Steps

We’ve covered the fundamental tasks with managing backups. What about [restores]({{< relref “./disaster-recovery.md” >}})? Or [cloning data into new Postgres clusters]({{< relref “./disaster-recovery.md” >}})? Let’s explore!

Perhaps someone accidentally dropped the `users` table. Perhaps you want to clone your production database to a step-down environment. Perhaps you want to exercise your disaster recovery system (and it is important that you do!).

Regardless of scenario, it’s important to know how you can perform a “restore” operation with PGO to be able to recovery your data from a particular point in time, or clone a database for other purposes.

Let’s look at how we can perform different types of restore operations. First, let’s understand the core restore properties on the custom resource.

## Restore Properties

As of v5.0.5, PGO offers the ability to restore from an existing `PostgresCluster` or a remote cloud-based data source, such as S3, GCS, etc. For more on that, see the [Clone From Backups Stored in S3 / GCS / Azure Blob Storage](#) section.

Note that you cannot use both a local `PostgresCluster` data source and a remote cloud-based data source at one time; if both the `dataSource.postgresCluster` and `dataSource.pgbackrest` fields are filled in, the local `PostgresCluster` data source will take precedence.

There are several attributes on the custom resource that are important to understand as part of the restore process. All of these attributes are grouped together in the `spec.dataSource.postgresCluster` section of the custom resource.

Please review the table below to understand how each of these attributes work in the context of setting up a restore operation.

- `spec.dataSource.postgresCluster.clusterName`: The name of the cluster that you are restoring from. This corresponds to the `metadata.name` attribute on a different `postgrescluster` custom resource.
- `spec.dataSource.postgresCluster.clusterNamespace`: The namespace of the cluster that you are restoring from. Used when the cluster exists in a different namespace.
- `spec.dataSource.postgresCluster.repoName`: The name of the `pgBackRest` repository from the `spec.dataSource.postgresCluster` to use for the restore. Can be one of `repo1`, `repo2`, `repo3`, or `repo4`. The repository must exist in the other cluster.
- `spec.dataSource.postgresCluster.options`: Any additional [pgBackRest restore options](#) or general options that PGO allows. For example, you may want to set `--process-max` to help improve performance on larger databases; but you will not be able to set `--target-action`, since that option is currently disallowed. (PGO always sets it to `promote` if a `--target` is present, and otherwise leaves it blank.)
- `spec.dataSource.postgresCluster.resources`: Setting [resource limits and requests](#) of the restore job can ensure that it runs efficiently.
- `spec.dataSource.postgresCluster.affinity`: Custom [Kubernetes affinity](#) rules constrain the restore job so that it only runs on certain nodes.
- `spec.dataSource.postgresCluster.tolerations`: Custom [Kubernetes tolerations](#) allow the restore job to run on [tainted](#) nodes.

Let's walk through some examples for how we can clone and restore our databases.

## Clone a Postgres Cluster

Let's create a clone of our `[hippo]({{< relref "/create-cluster.md" >}})` cluster that we created previously. We know that our cluster is named `hippo` (based on its `metadata.name`) and that we only have a single backup repository called `repo1`.

Let's call our new cluster `elephant`. We can create a clone of the `hippo` cluster using a manifest like this:

```
apiVersion: postgres-operator.crunchydata.com/v1beta1
kind: PostgresCluster
metadata:
  name: elephant
spec:
  dataSource:
    postgresCluster:
      clusterName: hippo
      repoName: repo1
  image: {{< param imageCrunchyPostgres >}}
  postgresVersion: {{< param postgresVersion >}}
  instances:
    - dataVolumeClaimSpec:
        accessModes:
          - "ReadWriteOnce"
        resources:
          requests:
            storage: 1Gi
  backups:
    pgbackrest:
      image: {{< param imageCrunchyPGBackrest >}}
      repos:
        - name: repo1
          volume:
            volumeClaimSpec:
              accessModes:
                - "ReadWriteOnce"
              resources:
```

```
requests:
  storage: 1Gi
```

Note this section of the spec:

```
spec:
  dataSource:
    postgresCluster:
      clusterName: hippo
      repoName: repo1
```

This is the part that tells PGO to create the **elephant** cluster as an independent copy of the **hippo** cluster.

The above is all you need to do to clone a Postgres cluster! PGO will work on creating a copy of your data on a new persistent volume claim (PVC) and work on initializing your cluster to spec. Easy!

## Perform a Point-in-time-Recovery (PITR)

Did someone drop the user table? You may want to perform a point-in-time-recovery (PITR) to revert your database back to a state before a change occurred. Fortunately, PGO can help you do that.

You can set up a PITR using the [restore](#) command of [pgBackRest](#), the backup management tool that powers the disaster recovery capabilities of PGO. You will need to set a few options on `spec.dataSource.postgresCluster.options` to perform a PITR. These options include:

- `--type=time`: This tells `pgBackRest` to perform a PITR.
- `--target`: Where to perform the PITR to. An example recovery target is `2021-06-09 14:15:11-04`. The timezone specified here as `-04` for EDT. Please see the [pgBackRest documentation for other timezone options](#).
- `--set` (optional): Choose which backup to start the PITR from.

A few quick notes before we begin:

- To perform a PITR, you must have a backup that finished before your PITR time. In other words, you can't perform a PITR back to a time where you do not have a backup!
- All relevant WAL files must be successfully pushed for the restore to complete correctly.
- Be sure to select the correct repository name containing the desired backup!

With that in mind, let's use the **elephant** example above. Let's say we want to perform a point-in-time-recovery (PITR) to `2021-06-09 14:15:11-04`, we can use the following manifest:

```
apiVersion: postgres-operator.crunchydata.com/v1beta1
kind: PostgresCluster
metadata:
  name: elephant
spec:
  dataSource:
    postgresCluster:
      clusterName: hippo
      repoName: repo1
      options:
        - --type=time
        - --target="2021-06-09 14:15:11-04"
  image: {{< param imageCrunchyPostgres >}}
  postgresVersion: {{< param postgresVersion >}}
  instances:
    - dataVolumeClaimSpec:
        accessModes:
          - "ReadWriteOnce"
        resources:
          requests:
            storage: 1Gi
  backups:
    pgbackrest:
      image: {{< param imageCrunchyPGBackrest >}}
      repos:
```

```
- name: repo1
  volume:
    volumeClaimSpec:
      accessModes:
        - "ReadWriteOnce"
      resources:
        requests:
          storage: 1Gi
```

The section to pay attention to is this:

```
spec:
  dataSource:
    postgresCluster:
      clusterName: hippo
      repoName: repo1
      options:
        - --type=time
        - --target="2021-06-09 14:15:11-04"
```

Notice how we put in the options to specify where to make the PITR.

Using the above manifest, PGO will go ahead and create a new Postgres cluster that recovers its data up until 2021-06-09 14:15:11-04. At that point, the cluster is promoted and you can start accessing your database from that specific point in time!

## Perform an In-Place Point-in-time-Recovery (PITR)

Similar to the PITR restore described above, you may want to perform a similar reversion back to a state before a change occurred, but without creating another PostgreSQL cluster. Fortunately, PGO can help you do this as well.

You can set up a PITR using the [restore](#) command of [pgBackRest](#), the backup management tool that powers the disaster recovery capabilities of PGO. You will need to set a few options on `spec.backups.pgbackrest.restore.options` to perform a PITR. These options include:

- `--type=time`: This tells `pgBackRest` to perform a PITR.
- `--target`: Where to perform the PITR to. An example recovery target is 2021-06-09 14:15:11-04.
- `--set` (optional): Choose which backup to start the PITR from.

A few quick notes before we begin:

- To perform a PITR, you must have a backup that finished before your PITR time. In other words, you can't perform a PITR back to a time where you do not have a backup!
- All relevant WAL files must be successfully pushed for the restore to complete correctly.
- Be sure to select the correct repository name containing the desired backup!

To perform an in-place restore, users will first fill out the restore section of the spec as follows:

```
spec:
  backups:
    pgbackrest:
      restore:
        enabled: true
        repoName: repo1
        options:
          - --type=time
          - --target="2021-06-09 14:15:11-04"
```

And to trigger the restore, you will then annotate the PostgresCluster as follows:

```
kubectl annotate -n postgres-operator postgrescluster hippo --overwrite \
  postgres-operator.crunchydata.com/pgbackrest-restore=id1
```

And once the restore is complete, in-place restores can be disabled:

```
spec:
  backups:
    pgbackrest:
      restore:
        enabled: false
```

Notice how we put in the options to specify where to make the PITR.

Using the above manifest, PGO will go ahead and re-create your Postgres cluster to recover its data up until 2021-06-09 14:15:11-04. At that point, the cluster is promoted and you can start accessing your database from that specific point in time!

## Restore Individual Databases

You can restore individual databases using a spec similar to the following:

```
spec:
  backups:
    pgbackrest:
      restore:
        enabled: true
        repoName: repo1
        options:
          - --db-include=hippo
```

where `--db-include=hippo` would restore only the contents of the `hippo` database.

Please review the pgBackRest documentation on the [limitations on restoring individual databases](#).

## Standby Cluster

Advanced high-availability and disaster recovery strategies involve spreading your database clusters across data centers to help maximize uptime. PGO provides ways to deploy postgresclusters that can span multiple Kubernetes clusters using an external storage system or PostgreSQL streaming replication. The [disaster recovery architecture]({{< relref "architecture/disaster-recovery.md" >}}) documentation provides a high-level overview of standby clusters with PGO can be found in the [disaster recovery architecture] documentation.

### Creating a standby Cluster

This tutorial section will describe how to create three different types of standby clusters, one using an external storage system, one that is streaming data directly from the primary, and one that takes advantage of both external storage and streaming. These example clusters can be created in the same Kubernetes cluster, using a single PGO instance, or spread across different Kubernetes clusters and PGO instances with the correct storage and networking configurations.

**Repo-based Standby** A repo-based standby will recover from WAL files a pgBackRest repo stored in external storage. The primary cluster should be created with a cloud-based [backup configuration]({{< relref "tutorial/backups.md" >}}). The following manifest defines a Postgrescluster with `standby.enabled` set to true and `repoName` configured to point to the `s3` repo configured in the primary:

```
apiVersion: postgres-operator.crunchydata.com/v1beta1
kind: PostgresCluster
metadata:
  name: hippo-standby
spec:
  image: {{< param imageCrunchyPostgres >}}
  postgresVersion: {{< param postgresVersion >}}
  instances:
    - dataVolumeClaimSpec: { accessModes: [ReadWriteOnce], resources: { requests: { storage: 1Gi } } }
  backups:
    pgbackrest:
      image: {{< param imageCrunchyPGBackrest >}}
      repos:
        - name: repo1
          s3:
            bucket: "my-bucket"
            endpoint: "s3.ca-central-1.amazonaws.com"
```

```

    region: "ca-central-1"
standby:
  enabled: true
  repoName: repo1

```

**Streaming Standby** A streaming standby relies on an authenticated connection to the primary over the network. The primary cluster should be accessible via the network and allow TLS authentication (TLS is enabled by default). In the following manifest, we have `standby.enabled` set to `true` and have provided both the `host` and `port` that point to the primary cluster. We have also defined `customTLSSecret` and `customReplicationTLSSecret` to provide certs that allow the standby to authenticate to the primary. For this type of standby, you must use `[custom TLS]({{< relref "tutorial/customize-cluster.md" >}}#customize-tls)`:

```

apiVersion: postgres-operator.crunchydata.com/v1beta1
kind: PostgresCluster
metadata:
  name: hippo-standby
spec:
  image: {{< param imageCrunchyPostgres >}}
  postgresVersion: {{< param postgresVersion >}}
  instances:
    - dataVolumeClaimSpec: { accessModes: [ReadWriteOnce], resources: { requests: { storage: 1Gi } } }
  backups:
    pgbackrest:
      repos:
        - name: repo1
          volume:
            volumeClaimSpec: { accessModes: [ReadWriteOnce], resources: { requests: { storage: 1Gi } } }
  customTLSSecret:
    name: cluster-cert
  customReplicationTLSSecret:
    name: replication-cert
  standby:
    enabled: true
    host: "192.0.2.2"
    port: 5432

```

**Streaming Standby with an External Repo** Another option is to create a standby cluster using an external `pgBackRest` repo that streams from the primary. With this setup, the standby cluster will continue recovering from the `pgBackRest` repo if streaming replication falls behind. In this manifest, we have enabled the settings from both previous examples:

```

apiVersion: postgres-operator.crunchydata.com/v1beta1
kind: PostgresCluster
metadata:
  name: hippo-standby
spec:
  image: {{< param imageCrunchyPostgres >}}
  postgresVersion: {{< param postgresVersion >}}
  instances:
    - dataVolumeClaimSpec: { accessModes: [ReadWriteOnce], resources: { requests: { storage: 1Gi } } }
  backups:
    pgbackrest:
      image: {{< param imageCrunchyPGBackrest >}}
      repos:
        - name: repo1
          s3:
            bucket: "my-bucket"
            endpoint: "s3.ca-central-1.amazonaws.com"
            region: "ca-central-1"
  customTLSSecret:
    name: cluster-cert
  customReplicationTLSSecret:
    name: replication-cert

```



```
standby:
  enabled: true
  repoName: repo1
  host: "192.0.2.2"
  port: 5432
```

## Promoting a Standby Cluster

At some point, you will want to promote the standby to start accepting both reads and writes. This has the net effect of pushing WAL (transaction archives) to the pgBackRest repository, so we need to ensure we don't accidentally create a split-brain scenario. Split-brain can happen if two primary instances attempt to write to the same repository. If the primary cluster is still active, make sure you `[shutdown]({{< relref "tutorial/administrative-tasks.md" >}}#shutdown)` the primary before trying to promote the standby cluster.

Once the primary is inactive, we can promote the standby cluster by removing or disabling its `spec.standby` section:

```
spec:
  standby:
    enabled: false
```

This change triggers the promotion of the standby leader to a primary PostgreSQL instance and the cluster begins accepting writes.

## Clone From Backups Stored in S3 / GCS / Azure Blob Storage

You can clone a Postgres cluster from backups that are stored in AWS S3 (or a storage system that uses the S3 protocol), GCS, or Azure Blob Storage without needing an active Postgres cluster! The method to do so is similar to how you clone from an existing PostgresCluster. This is useful if you want to have a data set for people to use but keep it compressed on cheaper storage.

For the purposes of this example, let's say that you created a Postgres cluster named `hippo` that has its backups stored in S3 that looks similar to this:

```
apiVersion: postgres-operator.crunchydata.com/v1beta1
kind: PostgresCluster
metadata:
  name: hippo
spec:
  image: {{< param imageCrunchyPostgres >}}
  postgresVersion: {{< param postgresVersion >}}
  instances:
    - dataVolumeClaimSpec:
        accessModes:
          - "ReadWriteOnce"
        resources:
          requests:
            storage: 1Gi
  backups:
    pgbackrest:
      image: {{< param imageCrunchyPGBackrest >}}
      configuration:
        - secret:
            name: pgo-s3-creds
      global:
        repo1-path: /pgbackrest/postgres-operator/hippo/repo1
      manual:
        repoName: repo1
        options:
          - --type=full
      repos:
        - name: repo1
          s3:
            bucket: "my-bucket"
            endpoint: "s3.ca-central-1.amazonaws.com"
            region: "ca-central-1"
```

Ensure that the credentials in `pgo-s3-creds` match your S3 credentials. For more details on [deploying a Postgres cluster using S3 for backups]({{< relref "/backups.md" >}}#using-s3), please see the [Backups](#)({{< relref "/backups.md" >}}#using-s3) section of the tutorial.

For optimal performance when creating a new cluster from an active cluster, ensure that you take a recent full backup of the previous cluster. The above manifest is set up to take a full backup. Assuming **hippo** is created in the **postgres-operator** namespace, you can trigger a full backup with the following command:

```
kubectl annotate -n postgres-operator postgrescluster hippo --overwrite \
  postgres-operator.crunchydata.com/pgbackrest-backup="$( date '+%F_%H:%M:%S' )"

```

Wait for the backup to complete. Once this is done, you can delete the Postgres cluster.

Now, let's clone the data from the **hippo** backup into a new cluster called **elephant**. You can use a manifest similar to this:

```
apiVersion: postgres-operator.crunchydata.com/v1beta1
kind: PostgresCluster
metadata:
  name: elephant
spec:
  image: {{< param imageCrunchyPostgres >}}
  postgresVersion: {{< param postgresVersion >}}
  dataSource:
    pgbackrest:
      stanza: db
      configuration:
        - secret:
            name: pgo-s3-creds
      global:
        repo1-path: /pgbackrest/postgres-operator/hippo/repo1
      repo:
        name: repo1
        s3:
          bucket: "my-bucket"
          endpoint: "s3.ca-central-1.amazonaws.com"
          region: "ca-central-1"
  instances:
    - dataVolumeClaimSpec:
        accessModes:
          - "ReadWriteOnce"
        resources:
          requests:
            storage: 1Gi
  backups:
    pgbackrest:
      image: {{< param imageCrunchyPGBackrest >}}
      configuration:
        - secret:
            name: pgo-s3-creds
      global:
        repo1-path: /pgbackrest/postgres-operator/elephant/repo1
      repos:
        - name: repo1
          s3:
            bucket: "my-bucket"
            endpoint: "s3.ca-central-1.amazonaws.com"
            region: "ca-central-1"

```

There are a few things to note in this manifest. First, note that the **spec.dataSource.pgbackrest** object in our new PostgresCluster is very similar but slightly different from the old PostgresCluster's **spec.backups.pgbackrest** object. The key differences are:

1. No image is necessary when restoring from a cloud-based data source
2. **stanza** is a required field when restoring from a cloud-based data source
3. **backups.pgbackrest** has a **repos** field, which is an array
4. **dataSource.pgbackrest** has a **repo** field, which is a single object

Note also the similarities:

1. We are reusing the secret for both (because the new restore pod needs to have the same credentials as the original backup pod)

2. The `repo` object is the same
3. The `global` object is the same

This is because the new restore pod for the `elephant` PostgresCluster will need to reuse the configuration and credentials that were originally used in setting up the `hippo` PostgresCluster.

In this example, we are creating a new cluster which is also backing up to the same S3 bucket; only the `spec.backups.pgbackrest.global` field has changed to point to a different path. This will ensure that the new `elephant` cluster will be pre-populated with the data from `hippo`'s backups, but will backup to its own folders, ensuring that the original backup repository is appropriately preserved.

Deploy this manifest to create the `elephant` Postgres cluster. Observe that it comes up and running:

```
kubect1 -n postgres-operator describe postgrescluster elephant
```

When it is ready, you will see that the number of expected instances matches the number of ready instances, e.g.:

```
Instances:
  Name:          00
  Ready Replicas: 1
  Replicas:      1
  Updated Replicas: 1
```

The previous example shows how to use an existing S3 repository to pre-populate a PostgresCluster while using a new S3 repository for backing up. But PostgresClusters that use cloud-based data sources can also use local repositories.

For example, assuming a PostgresCluster called `rhino` that was meant to pre-populate from the original `hippo` PostgresCluster, the manifest would look like this:

```
apiVersion: postgres-operator.crunchydata.com/v1beta1
kind: PostgresCluster
metadata:
  name: rhino
spec:
  image: {{< param imageCrunchyPostgres >}}
  postgresVersion: {{< param postgresVersion >}}
  dataSource:
    pgbackrest:
      stanza: db
      configuration:
        - secret:
            name: pgo-s3-creds
      global:
        repo1-path: /pgbackrest/postgres-operator/hippo/repo1
      repo:
        name: repo1
        s3:
          bucket: "my-bucket"
          endpoint: "s3.ca-central-1.amazonaws.com"
          region: "ca-central-1"
  instances:
    - dataVolumeClaimSpec:
        accessModes:
          - "ReadWriteOnce"
        resources:
          requests:
            storage: 1Gi
  backups:
    pgbackrest:
      image: {{< param imageCrunchyPGBackrest >}}
      repos:
        - name: repo1
          volume:
            volumeClaimSpec:
              accessModes:
                - "ReadWriteOnce"
              resources:
                requests:
                  storage: 1Gi
```

## Next Steps

Now we’ve seen how to clone a cluster and perform a point-in-time-recovery, let’s see how we can [\[monitor\]](#)([{{< relref “./monitoring.md” >}}](#)) our Postgres cluster to detect and prevent issues from occurring.

While having [\[high availability\]](#)([{{< relref “tutorial/high-availability.md” >}}](#)) and [\[disaster recovery\]](#)([{{< relref “tutorial/disaster-recovery.md” >}}](#)) systems in place helps in the event of something going wrong with your PostgreSQL cluster, monitoring helps you anticipate problems before they happen. Additionally, monitoring can help you diagnose and resolve issues that may cause degraded performance rather than downtime.

Let’s look at how PGO allows you to enable monitoring in your cluster.

## Adding the Exporter Sidecar

Let’s look at how we can add the Crunchy PostgreSQL Exporter sidecar to your cluster using the `kustomize/postgres` example in the [\[Postgres Operator examples\]](#) repository.

Monitoring tools are added using the `spec.monitoring` section of the custom resource. Currently, the only monitoring tool supported is the Crunchy PostgreSQL Exporter configured with [pgMonitor](#).

In the `kustomize/postgres/postgres.yaml` file, add the following YAML to the spec:

```
monitoring:
  pgmonitor:
    exporter:
      image: {{< param imageCrunchyExporter >}}
```

Save your changes and run:

```
kubectl apply -k kustomize/postgres
```

PGO will detect the change and add the Exporter sidecar to all Postgres Pods that exist in your cluster. PGO will also do the work to allow the Exporter to connect to the database and gather metrics that can be accessed using the [\[PGO Monitoring\]](#) stack.

## Configuring TLS Encryption for the Exporter

PGO allows you to configure the exporter sidecar to use TLS encryption. If you provide a custom TLS Secret via the exporter spec:

```
monitoring:
  pgmonitor:
    exporter:
      customTLSSecret:
        name: hippo.tls
```

Like other custom TLS Secrets that can be configured with PGO, the Secret will need to be created in the same Namespace as your PostgresCluster. It should also contain the TLS key (`tls.key`) and TLS certificate (`tls.crt`) needed to enable encryption.

```
data:
  tls.crt: <value>
  tls.key: <value>
```

After you configure TLS for the exporter, you will need to update your Prometheus deployment to use TLS, and your connection to the exporter will be encrypted. Check out the [Prometheus](#) documentation for more information on configuring TLS for [Prometheus](#).

## Accessing the Metrics

Once the Crunchy PostgreSQL Exporter has been enabled in your cluster, follow the steps outlined in [\[PGO Monitoring\]](#) to install the monitoring stack. This will allow you to deploy a [pgMonitor](#) configuration of [Prometheus](#), [Grafana](#), and [Alertmanager](#) monitoring tools in Kubernetes. These tools will be set up by default to connect to the Exporter containers on your Postgres Pods.

## Next Steps

Now that we can monitor our cluster, let’s explore how [\[connection pooling\]](#)([{{< relref “connection-pooling.md” >}}](#)) can be enabled using PGO and how it is helpful.

[\[PGO Monitoring\]](#): [{{< relref “installation/monitoring/\\_index.md” >}}](#) [\[Postgres Operator examples\]](#): <https://github.com/CrunchyData/postgres-operator-examples/fork>

Connection pooling can be helpful for scaling and maintaining overall availability between your application and the database. PGO helps facilitate this by supporting the [PgBouncer](#) connection pooler and state manager.

Let’s look at how we can a connection pooler and connect it to our application!

## Adding a Connection Pooler

Let’s look at how we can add a connection pooler using the `kustomize/keycloak` example in the [Postgres Operator examples](#) repository.

Connection poolers are added using the `spec.proxy` section of the custom resource. Currently, the only connection pooler supported is [PgBouncer](#).

The only required attribute for adding a PgBouncer connection pooler is to set the `spec.proxy.pgBouncer.image` attribute. In the `kustomize/keycloak/postgres.yaml` file, add the following YAML to the spec:

```
proxy:
  pgBouncer:
    image: {{< param imageCrunchyPGBouncer >}}
```

(You can also find an example of this in the `kustomize/examples/high-availability` example).

Save your changes and run:

```
kubectl apply -k kustomize/keycloak
```

PGO will detect the change and create a new PgBouncer Deployment!

That was fairly easy to set up, so now let’s look at how we can connect our application to the connection pooler.

## Connecting to a Connection Pooler

When a connection pooler is deployed to the cluster, PGO adds additional information to the user Secrets to allow for applications to connect directly to the connection pooler. Recall that in this example, our user Secret is called `keycloakdb-pguser-keycloakdb`. Describe the user Secret:

```
kubectl -n postgres-operator describe secrets keycloakdb-pguser-keycloakdb
```

You should see that there are several new attributes included in this Secret that allow for you to connect to your Postgres instance via the connection pooler:

- `pgbouncer-host`: The name of the host of the PgBouncer connection pooler. This references the [Service](#) of the PgBouncer connection pooler.
- `pgbouncer-port`: The port that the PgBouncer connection pooler is listening on.
- `pgbouncer-uri`: A [PostgreSQL connection URI](#) that provides all the information for logging into the Postgres database via the PgBouncer connection pooler.
- `pgbouncer-jdbc-uri`: A [PostgreSQL JDBC connection URI](#) that provides all the information for logging into the Postgres database via the PgBouncer connection pooler using the JDBC driver. Note that by default, the connection string disable JDBC managing prepared transactions for [optimal use with PgBouncer](#).

Open up the file in `kustomize/keycloak/keycloak.yaml`. Update the `DB_ADDR` and `DB_PORT` values to be the following:

```
- name: DB_ADDR
  valueFrom: { secretKeyRef: { name: keycloakdb-pguser-keycloakdb, key: pgbouncer-host } }
- name: DB_PORT
  valueFrom: { secretKeyRef: { name: keycloakdb-pguser-keycloakdb, key: pgbouncer-port } }
```

This changes Keycloak’s configuration so that it will now connect through the connection pooler.

Apply the changes:

```
kubectl apply -k kustomize/keycloak
```

Kubernetes will detect the changes and begin to deploy a new Keycloak Pod. When it is completed, Keycloak will now be connected to Postgres via the PgBouncer connection pooler!

# TLS

PGO deploys every cluster and component over TLS. This includes the PgBouncer connection pooler. If you are using your own [custom TLS setup]({{< relref “./customize-cluster.md” >}}#customize-tls), you will need to provide a Secret reference for a TLS key / certificate pair for PgBouncer in `spec.proxy.pgBouncer.customTLSSecret`.

Your TLS certificate for PgBouncer should have a Common Name (CN) setting that matches the PgBouncer Service name. This is the name of the cluster suffixed with `-pgbouncer`. For example, for our `hippo` cluster this would be `hippo-pgbouncer`. For the `keycloakdb` example, it would be `keycloakdb-pgbouncer`.

To customize the TLS for PgBouncer, you will need to create a Secret in the Namespace of your Postgres cluster that contains the TLS key (`tls.key`), TLS certificate (`tls.crt`) and the CA certificate (`ca.crt`) to use. The Secret should contain the following values:

```
data:
  ca.crt: <value>
  tls.crt: <value>
  tls.key: <value>
```

For example, if you have files named `ca.crt`, `keycloakdb-pgbouncer.key`, and `keycloakdb-pgbouncer.crt` stored on your local machine, you could run the following command:

```
kubectl create secret generic -n postgres-operator keycloakdb-pgbouncer.tls \
--from-file=ca.crt=ca.crt \
--from-file=tls.key=keycloakdb-pgbouncer.key \
--from-file=tls.crt=keycloakdb-pgbouncer.crt
```

You can specify the custom TLS Secret in the `spec.proxy.pgBouncer.customTLSSecret.name` field in your `postgrescluster.postgres-op` custom resource, e.g.:

```
spec:
  proxy:
    pgBouncer:
      customTLSSecret:
        name: keycloakdb-pgbouncer.tls
```

## Customizing

The PgBouncer connection pooler is highly customizable, both from a configuration and Kubernetes deployment standpoint. Let’s explore some of the customizations that you can do!

### Configuration

[PgBouncer configuration](#) can be customized through `spec.proxy.pgBouncer.config`. After making configuration changes, PGO will roll them out to any PgBouncer instance and automatically issue a “reload”.

There are several ways you can customize the configuration:

- `spec.proxy.pgBouncer.config.global`: Accepts key-value pairs that apply changes globally to PgBouncer.
- `spec.proxy.pgBouncer.config.databases`: Accepts key-value pairs that represent PgBouncer [database definitions](#).
- `spec.proxy.pgBouncer.config.users`: Accepts key-value pairs that represent [connection settings applied to specific users](#).
- `spec.proxy.pgBouncer.config.files`: Accepts a list of files that are mounted in the `/etc/pgbouncer` directory and loaded before any other options are considered using PgBouncer’s [include directive](#).

For example, to set the connection pool mode to `transaction`, you would set the following configuration:

```
spec:
  proxy:
    pgBouncer:
      config:
        global:
          pool_mode: transaction
```

For a reference on [PgBouncer configuration](#) please see:

<https://www.pgbouncer.org/config.html>

## Replicas

PGO deploys one PgBouncer instance by default. You may want to run multiple PgBouncer instances to have some level of redundancy, though you still want to be mindful of how many connections are going to your Postgres database!

You can manage the number of PgBouncer instances that are deployed through the `spec.proxy.pgBouncer.replicas` attribute.

## Resources

You can manage the CPU and memory resources given to a PgBouncer instance through the `spec.proxy.pgBouncer.resources` attribute. The layout of `spec.proxy.pgBouncer.resources` should be familiar: it follows the same pattern as the standard Kubernetes structure for setting [container resources](#).

For example, let's say we want to set some CPU and memory limits on our PgBouncer instances. We could add the following configuration:

```
spec:
  proxy:
    pgBouncer:
      resources:
        limits:
          cpu: 200m
          memory: 128Mi
```

As PGO deploys the PgBouncer instances using a [Deployment](#) these changes are rolled out using a rolling update to minimize disruption between your application and Postgres instances!

## Annotations / Labels

You can apply custom annotations and labels to your PgBouncer instances through the `spec.proxy.pgBouncer.metadata.annotations` and `spec.proxy.pgBouncer.metadata.labels` attributes respectively. Note that any changes to either of these two attributes take precedence over any other custom labels you have added.

## Pod Anti-Affinity / Pod Affinity / Node Affinity

You can control the [pod anti-affinity](#), [pod affinity](#), and [node affinity](#) through the `spec.proxy.pgBouncer.affinity` attribute, specifically:

- `spec.proxy.pgBouncer.affinity.nodeAffinity`: controls node affinity for the PgBouncer instances.
- `spec.proxy.pgBouncer.affinity.podAffinity`: controls Pod affinity for the PgBouncer instances.
- `spec.proxy.pgBouncer.affinity.podAntiAffinity`: controls Pod anti-affinity for the PgBouncer instances.

Each of the above follows the [standard Kubernetes specification for setting affinity](#).

For example, to set a preferred Pod anti-affinity rule for the `kustomize/keycloak` example, you would want to add the following to your configuration:

```
spec:
  proxy:
    pgBouncer:
      affinity:
        podAntiAffinity:
          preferredDuringSchedulingIgnoredDuringExecution:
            - weight: 1
              podAffinityTerm:
                labelSelector:
                  matchLabels:
                    postgres-operator.crunchydata.com/cluster: keycloakdb
                    postgres-operator.crunchydata.com/role: pgbouncer
                topologyKey: kubernetes.io/hostname
```

## Tolerations

You can deploy PgBouncer instances to [Nodes with Taints](#) by setting [Tolerations](#) through `spec.proxy.pgBouncer.tolerations`. This attribute follows the Kubernetes standard tolerations layout.

For example, if there were a set of Nodes with a Taint of `role=connection-poolers:NoSchedule` that you want to schedule your PgBouncer instances to, you could apply the following configuration:

```
spec:
  proxy:
    pgBouncer:
      tolerations:
      - effect: NoSchedule
        key: role
        operator: Equal
        value: connection-poolers
```

Note that setting a toleration does not necessarily mean that the PgBouncer instances will be assigned to Nodes with those taints. [Tolerations act as a key: they allow for you to access Nodes](#). If you want to ensure that your PgBouncer instances are deployed to specific nodes, you need to combine setting tolerations with node affinity.

## Pod Spread Constraints

Besides using affinity, anti-affinity and tolerations, you can also set [Topology Spread Constraints](#) through `spec.proxy.pgBouncer.topologySpreadConstraints`. This attribute follows the Kubernetes standard topology spread constraint layout.

For example, since each of our pgBouncer Pods will have the standard `postgres-operator.crunchydata.com/role: pgbouncer` Label set, we can use this Label when determining the `maxSkew`. In the example below, since we have 3 nodes with a `maxSkew` of 1 and we’ve set `whenUnsatisfiable` to `ScheduleAnyway`, we should ideally see 1 Pod on each of the nodes, but our Pods can be distributed less evenly if other constraints keep this from happening.

```
proxy:
  pgBouncer:
    replicas: 3
    topologySpreadConstraints:
    - maxSkew: 1
      topologyKey: my-node-label
      whenUnsatisfiable: ScheduleAnyway
      labelSelector:
        matchLabels:
          postgres-operator.crunchydata.com/role: pgbouncer
```

If you want to ensure that your PgBouncer instances are deployed more evenly (or not deployed at all), you need to update `whenUnsatisfiable` to `DoNotSchedule`.

## Next Steps

Now that we can enable connection pooling in a cluster, let’s explore some [\[administrative tasks\]](#)([{{< relref “administrative-tasks.md” >}}](#)) such as manually restarting PostgreSQL using PGO. How do we do that?

## Manually Restarting PostgreSQL

There are times when you might need to manually restart PostgreSQL. This can be done by adding or updating a custom annotation to the cluster’s `spec.metadata.annotations` section. PGO will notice the change and perform a [\[rolling restart\]](#)([{{< relref “/architecture/high-availability.md” >}}](#)[#rolling-update](#)).

For example, if you have a cluster named `hippo` in the namespace `postgres-operator`, all you need to do is patch the hippo `PostgresCluster` with the following:

```
kubectl patch postgrescluster/hippo -n postgres-operator --type merge \
  --patch '{"spec":{"metadata":{"annotations":{"restarted":"'$(date)'"}}}}'
```

Watch your hippo cluster: you will see the rolling update has been triggered and the restart has begun.



## Shutdown

You can shut down a Postgres cluster by setting the `spec.shutdown` attribute to `true`. You can do this by editing the manifest, or, in the case of the `hippo` cluster, executing a command like the below:

```
kubect1 patch postgrescluster/hippo -n postgres-operator --type merge \
  --patch '{"spec":{"shutdown": true}}'
```

The effect of this is that all the Kubernetes workloads for this cluster are scaled to 0. You can verify this with the following command:

```
kubect1 get deploy,sts,cronjob --selector=postgres-operator.crunchydata.com/cluster=hippo
```

NAME	READY	UP-TO-DATE	AVAILABLE	AGE
deployment.apps/hippo-pgbounder	0/0	0	0	1h

NAME	READY	AGE
statefulset.apps/hippo-00-lwgx	0/0	1h

NAME	SCHEDULE	SUSPEND	ACTIVE
cronjob.batch/hippo-repo1-full	@daily	True	0

To turn a Postgres cluster that is shut down back on, you can set `spec.shutdown` to `false`.

## Pausing Reconciliation and Rollout

You can pause the Postgres cluster reconciliation process by setting the `spec.paused` attribute to `true`. You can do this by editing the manifest, or, in the case of the `hippo` cluster, executing a command like the below:

```
kubect1 patch postgrescluster/hippo -n postgres-operator --type merge \
  --patch '{"spec":{"paused": true}}'
```

Pausing a cluster will suspend any changes to the cluster’s current state until reconciliation is resumed. This allows you to fully control when changes to the PostgresCluster spec are rolled out to the Postgres cluster. While paused, no statuses are updated other than the “Progressing” condition.

To resume reconciliation of a Postgres cluster, you can either set `spec.paused` to `false` or remove the setting from your manifest.

## Rotating TLS Certificates

Credentials should be invalidated and replaced (rotated) as often as possible to minimize the risk of their misuse. Unlike passwords, every TLS certificate has an expiration, so replacing them is inevitable.

In fact, PGO automatically rotates the client certificates that it manages *before* the expiration date on the certificate. A new client certificate will be generated after 2/3rds of its working duration; so, for instance, a PGO-created certificate with an expiration date 12 months in the future will be replaced by PGO around the eight month mark. This is done so that you do not have to worry about running into problems or interruptions of service with an expired certificate.

### Triggering a Certificate Rotation

If you want to rotate a single client certificate, you can regenerate the certificate of an existing cluster by deleting the `tls.key` field from its certificate Secret.

Is it time to rotate your PGO root certificate? All you need to do is delete the `pgo-root-cacert` secret. PGO will regenerate it and roll it out seamlessly, ensuring your apps continue communicating with the Postgres cluster without having to update any configuration or deal with any downtime.

```
kubect1 delete secret pgo-root-cacert
```

PGO only updates secrets containing the generated root certificate. It does not touch custom certificates.

## Rotating Custom TLS Certificates

When you use your own TLS certificates with PGO, you are responsible for replacing them appropriately. Here’s how.

PGO automatically detects and loads changes to the contents of PostgreSQL server and replication Secrets without downtime. You or your certificate manager need only replace the values in the Secret referenced by `spec.customTLSSecret`.

If instead you change `spec.customTLSSecret` to refer to a new Secret or new fields, PGO will perform a [rolling restart]({{< relref “/architecture/high-availability.md” >}}#rolling-update).

When changing the PostgreSQL certificate authority, make sure to update `[customReplicationTLSSecret]({{< relref “/tutorial/customize-cluster.md” >}}#customize-tls)` as well.

PGO automatically notifies PgBouncer when there are changes to the contents of PgBouncer certificate Secrets. Recent PgBouncer versions load those changes without downtime, but versions prior to 1.16.0 need to be restarted manually. There are a few ways to restart an older version PgBouncer to reload Secrets:

1. Store the new certificates in a new Secret. Edit the PostgresCluster object to refer to the new Secret, and PGO will perform a rolling restart of PgBouncer.

```
yaml spec: proxy: pgBouncer: customTLSSecret: name: hippo.pgbouncer.new.tls
```

or

2. Replace the old certificates in the current Secret. PGO doesn’t notice when the contents of your Secret change, so you need to trigger a rolling restart of PgBouncer. Edit the PostgresCluster object to add a unique annotation. The name and value are up to you, so long as the value differs from the previous value.

```
yaml spec: proxy: pgBouncer: metadata: annotations: restarted: Q1-certs
```

This `kubectl patch` command uses your local date and time:

```
shell kubectl patch postgrescluster/hippo --type merge \ --patch '{"spec":{"proxy":{"pgBouncer":{"metadata":{"anno
```

## Changing the Primary

There may be times when you want to change the primary in your HA cluster. This can be done using the `patroni.switchover` section of the PostgresCluster spec. It allows you to enable switchovers in your PostgresClusters, target a specific instance as the new primary, and run a failover if your PostgresCluster has entered a bad state.

Let’s go through the process of performing a switchover!

First you need to update your spec to prepare your cluster to change the primary. Edit your spec to have the following fields:

```
spec:
  patroni:
    switchover:
      enabled: true
```

After you apply this change, PGO will be looking for the trigger to perform a switchover in your cluster. You will trigger the switchover by adding the `postgres-operator.crunchydata.com/trigger-switchover` annotation to your custom resource. The best way to set this annotation is with a timestamp, so you know when you initiated the change.

For example, for our `hippo` cluster, we can run the following command to trigger the switchover:

```
kubectl annotate -n postgres-operator postgrescluster hippo \
  postgres-operator.crunchydata.com/trigger-switchover="$(date)"
```

If you want to perform another switchover you can re-run the annotation command and add the `--overwrite` flag:

```
kubectl annotate -n postgres-operator postgrescluster hippo --overwrite \
  postgres-operator.crunchydata.com/trigger-switchover="$(date)"
```

PGO will detect this annotation and use the Patroni API to request a change to the current primary!

The roles on your database instance Pods will start changing as Patroni works. The new primary will have the `master` role label, and the old primary will be updated to `replica`.

The status of the switch will be tracked using the `status.patroni.switchover` field. This will be set to the value defined in your trigger annotation. If you use a timestamp as the annotation this is another way to determine when the switchover was requested.

After the instance Pod labels have been updated and `status.patroni.switchover` has been set, the primary has been changed on your cluster!

After changing the primary, we recommend that you disable switchovers by setting `spec.patroni.switchover.enabled` to false or remove the field from your spec entirely. If the field is removed the corresponding status will also be removed from the PostgresCluster.

**Targeting an instance** Another option you have when switching the primary is providing a target instance as the new primary. This target instance will be used as the candidate when performing the switchover. The `spec.patroni.switchover.targetInstance` field takes the name of the instance that you are switching to.

This name can be found in a couple different places; one is as the name of the StatefulSet and another is on the database Pod as the `postgres-operator.crunchydata.com/instance` label. The following commands can help you determine who is the current primary and what name to use as the `targetInstance`:

```
$ kubectl get pods -l postgres-operator.crunchydata.com/cluster=hippo \
-L postgres-operator.crunchydata.com/instance \
-L postgres-operator.crunchydata.com/role
```

NAME	READY	STATUS	RESTARTS	AGE	INSTANCE	ROLE
hippo-instance1-jdb5-0	3/3	Running	0	2m47s	hippo-instance1-jdb5	master
hippo-instance1-wm5p-0	3/3	Running	0	2m47s	hippo-instance1-wm5p	replica

In our example cluster `hippo-instance1-jdb5` is currently the primary meaning we want to target `hippo-instance1-wm5p` in the switchover. Now that you know which instance is currently the primary and how to find your `targetInstance`, let’s update your cluster spec:

```
spec:
  patroni:
    switchover:
      enabled: true
      targetInstance: hippo-instance1-wm5p
```

After applying this change you will once again need to trigger the switchover by annotating the `PostgresCluster` (see above commands). You can verify the switchover has completed by checking the Pod role labels and `status.patroni.switchover`.

**Failover** Finally, we have the option to failover when your cluster has entered an unhealthy state. The only spec change necessary to accomplish this is updating the `spec.patroni.switchover.type` field to the `Failover` type. One note with this is that a `targetInstance` is required when performing a failover. Based on the example cluster above, assuming `hippo-instance1-wm5p` is still a replica, we can update the spec:

```
spec:
  patroni:
    switchover:
      enabled: true
      targetInstance: hippo-instance1-wm5p
      type: Failover
```

Apply this spec change and your `PostgresCluster` will be prepared to perform the failover. Again you will need to trigger the switchover by annotating the `PostgresCluster` (see above commands) and verify that the Pod role labels and `status.patroni.switchover` are updated accordingly.

Errors encountered in the switchover process can leave your cluster in a bad state. If you encounter issues, found in the operator logs, you can update the spec to fix the issues and apply the change. Once the change has been applied, PGO will attempt to perform the switchover again.

## Next Steps

We’ve covered a lot in terms of building, maintaining, scaling, customizing, restarting, and expanding our Postgres cluster. However, there may come a time where we need to [delete our Postgres cluster]({{< relref “delete-cluster.md” >}}). How do we do that?

There comes a time when it is necessary to delete your cluster. If you have been [following along with the example](#), you can delete your Postgres cluster by simply running:

```
kubect1 delete -k kustomize/postgres
```

PGO will remove all of the objects associated with your cluster.

With data retention, this is subject to the [retention policy of your PVC](#). For more information on how Kubernetes manages data retention, please refer to the [Kubernetes docs on volume reclaiming](#).

This section provides detailed instructions for anything and everything related to installing PGO in your Kubernetes environment. This includes instructions for installing PGO according to a variety of supported installation methods, along with information for customizing the installation of PGO according your specific needs.

Additionally, instructions are provided for installing and configuring [PGO Monitoring]({{< relref “./monitoring” >}}).

# Installing PGO

- [PGO Kustomize Install]({{< relref “./kustomize.md” >}})
- [PGO Helm Install]({{< relref “./helm.md” >}})

## Installing PGO Monitoring

- [PGO Monitoring Kustomize Install]({{< relref “./monitoring/kustomize.md” >}})

## Installing PGO Using Kustomize

This section provides instructions for installing and configuring PGO using Kustomize.

If you are deploying using the installer from the [Crunchy Data Customer Portal](#), please refer to the guide there for alternative setup information.

### Prerequisites

First, go to GitHub and [fork the Postgres Operator examples](#) repository, which contains the PGO Kustomize installer.

<https://github.com/CrunchyData/postgres-operator-examples/fork>

Once you have forked this repo, you can download it to your working environment with a command similar to this:

```
YOUR_GITHUB_UN="<your GitHub username>"
git clone --depth 1 "git@github.com:${YOUR_GITHUB_UN}/postgres-operator-examples.git"
cd postgres-operator-examples
```

The PGO installation project is located in the `kustomize/install` directory.

### Configuration

While the default Kustomize install should work in most Kubernetes environments, it may be necessary to further customize the Kustomize project(s) according to your specific needs.

For instance, to customize the image tags utilized for the PGO Deployment, the `images` setting in the `kustomize/install/default/kustomization` file can be modified:

```
images:
- name: postgres-operator
  newName: {{< param operatorRepository >}}
  newTag: {{< param postgresOperatorTag >}}
```

If you are deploying using the images from the [Crunchy Data Customer Portal](#), please refer to the [\[private registries\]\({{< relref “guides/private-registries.md” >}}\)](#) guide for additional setup information.

Please note that the Kustomize install project will also create a namespace for PGO by default (though it is possible to install without creating the namespace, as shown below). To modify the name of namespace created by the installer, the `kustomize/install/namespace/namespace.yaml` should be modified:

```
apiVersion: v1
kind: Namespace
metadata:
  name: custom-namespace
```

The `namespace` setting in `kustomize/install/default/kustomization.yaml` should be modified accordingly.

```
namespace: custom-namespace
```

By default, PGO deploys with debug logging turned on. If you wish to disable this, you need to set the `CRUNCHY_DEBUG` environmental variable to `"false"` that is found in the `kustomize/install/manager/manager.yaml` file. Alternatively, you can add the following to your `kustomize/install/manager/kustomization.yaml` to disable debug logging:

```
patchesStrategicMerge:
- |-
  apiVersion: apps/v1
  kind: Deployment
  metadata:
    name: pgo
  spec:
    template:
      spec:
        containers:
        - name: operator
          env:
          - name: CRUNCHY_DEBUG
            value: "false"
```

You can also create additional Kustomize overlays to further patch and customize the installation according to your specific needs.

## Installation Mode

When PGO is installed, it can be configured to manage PostgreSQL clusters in all namespaces within the Kubernetes cluster, or just those within a single namespace. When managing PostgreSQL clusters in all namespaces, a `ClusterRole` and `ClusterRoleBinding` is created to ensure PGO has the permissions it requires to properly manage PostgreSQL clusters across all namespaces. However, when PGO is configured to manage PostgreSQL clusters within a single namespace only, a `Role` and `RoleBinding` is created instead.

The installation of the necessary resources for a cluster-wide or a namespace-limited operator is done automatically by Kustomize, as described below in the Install section. The only potential change you may need to make is to the `Namespace` resource and the `namespace` field if using a namespace other than the default `postgres-operator`.

## Install

Once the Kustomize project has been modified according to your specific needs, PGO can then be installed using `kubectl` and Kustomize. To create the target namespace, run the following:

```
kubectl apply -k kustomize/install/namespace
```

This will create the default `postgres-operator` namespace, unless you have edited the `kustomize/install/namespace/namespace.yaml` resource. That `Namespace` resource should have the same value as the `namespace` field in the `kustomization.yaml` file (located either at `kustomize/install/default` or `kustomize/install/singlenamespace`, depending on whether you are deploying the operator with cluster-wide or namespace-limited permissions).

To install PGO itself in cluster-wide mode, apply the kustomization file in the `default` folder:

```
kubectl apply --server-side -k kustomize/install/default
```

To install PGO itself in namespace-limited mode, apply the kustomization file in the `singlenamespace` folder:

```
kubectl apply --server-side -k kustomize/install/singlenamespace
```

The `kustomization.yaml` files in those folders take care of applying the appropriate permissions.

## Automated Upgrade Checks

By default, PGO will automatically check for updates to itself and software components by making a request to a URL. If PGO detects there are updates available, it will print them in the logs. As part of the check, PGO will send aggregated, anonymized information about the current deployment to the endpoint. An upcoming release will allow for PGO to opt-in to receive and apply updates to software components automatically.

PGO will check for updates upon startup and once every 24 hours. Any errors in checking will have no impact on PGO's operation. To disable the upgrade check, you can set the `CHECK_FOR_UPGRADES` environmental variable on the `pgo` Deployment to `"false"`.

For more information about collected data, see the Crunchy Data [collection notice](#).

# Uninstall

Once PGO has been installed, it can also be uninstalled using `kubect1` and `Kustomize`. To uninstall PGO (assuming it was installed in cluster-wide mode), the following command can be utilized:

```
kubect1 delete -k kustomize/install/default
```

To uninstall PGO installed with only namespace permissions, use:

```
kubect1 delete -k kustomize/install/singlenamespace
```

The namespace created with this installation can likewise be cleaned up with:

```
kubect1 delete -k kustomize/install/namespace
```

## Installing PGO Using Helm

This section provides instructions for installing and configuring PGO using Helm.

There are two sources for the PGO Helm chart: \* the Postgres Operator examples repo; \* the Helm chart hosted on the Crunchy container registry, which supports direct Helm installs.

## The Postgres Operator Examples repo

### Prerequisites

First, go to GitHub and [fork the Postgres Operator examples](#) repository, which contains the PGO Helm installer.

<https://github.com/CrunchyData/postgres-operator-examples/fork>

Once you have forked this repo, you can download it to your working environment with a command similar to this:

```
YOUR_GITHUB_UN="<your GitHub username>"
git clone --depth 1 "git@github.com:${YOUR_GITHUB_UN}/postgres-operator-examples.git"
cd postgres-operator-examples
```

The PGO Helm chart is located in the `helm/install` directory of this repository.

### Configuration

The `values.yaml` file for the Helm chart contains all of the available configuration settings for PGO. The default `values.yaml` settings should work in most Kubernetes environments, but it may require some customization depending on your specific environment and needs.

For instance, it might be necessary to customize the image tags that are utilized using the `controllerImages` setting:

```
controllerImages:
  cluster: {{< param operatorRepository >}}:{{< param postgresOperatorTag >}}
```

Please note that the `values.yaml` file is located in `helm/install`.

### Logging

By default, PGO deploys with debug logging turned on. If you wish to disable this, you need to set the `debug` attribute in the `values.yaml` to false, e.g.:

```
debug: false
```

## Installation Mode

When PGO is installed, it can be configured to manage PostgreSQL clusters in all namespaces within the Kubernetes cluster, or just those within a single namespace. When managing PostgreSQL clusters in all namespaces, a ClusterRole and ClusterRoleBinding is created to ensure PGO has the permissions it requires to properly manage PostgreSQL clusters across all namespaces. However, when PGO is configured to manage PostgreSQL clusters within a single namespace only, a Role and RoleBinding is created instead.

In order to select between these two modes when installing PGO using Helm, the `singleNamespace` setting in the `values.yaml` file can be utilized:

```
singleNamespace: false
```

Specifically, if this setting is set to `false` (which is the default), then a ClusterRole and ClusterRoleBinding will be created, and PGO will manage PostgreSQL clusters in all namespaces. However, if this setting is set to `true`, then a Role and RoleBinding will be created instead, allowing PGO to only manage PostgreSQL clusters in the same namespace utilized when installing the PGO Helm chart.

## Install

Once you have configured the Helm chart according to your specific needs, it can then be installed using `helm`:

```
helm install <name> -n <namespace> helm/install
```

### Automated Upgrade Checks

By default, PGO will automatically check for updates to itself and software components by making a request to a URL. If PGO detects there are updates available, it will print them in the logs. As part of the check, PGO will send aggregated, anonymized information about the current deployment to the endpoint. An upcoming release will allow for PGO to opt-in to receive and apply updates to software components automatically.

PGO will check for updates upon startup and once every 24 hours. Any errors in checking will have no impact on PGO’s operation. To disable the upgrade check, you can set the `disable_check_for_upgrades` value in the Helm chart to `true`.

For more information about collected data, see the Crunchy Data [collection notice](#).

## Uninstall

To uninstall PGO, remove all your PostgresCluster objects, then use the `helm uninstall` command:

```
helm uninstall <name> -n <namespace>
```

Helm [leaves the CRDs](#) in place. You can remove them with `kubectl delete`:

```
kubectl delete -f helm/install/crds
```

## The Crunchy Container Registry

### Installing directly from the registry

Crunchy Data hosts an OCI registry that `helm` can use directly. (Not all `helm` commands support OCI registries. For more information on which commands can be used, see [the Helm documentation](#).)

You can install PGO directly from the registry using the `helm install` command:

```
helm install pgo {{< param operatorHelmRepository >}}
```

Or to see what values are set in the default `values.yaml` before installing, you could run a `helm show` command just as you would with any other registry:

```
helm show values {{< param operatorHelmRepository >}}
```

## Downloading from the registry

Rather than deploying directly from the Crunchy registry, you can instead use the registry as the source for the Helm chart.

To do so, download the Helm chart from the Crunchy Container Registry:

```
# To pull down the most recent Helm chart
helm pull {{< param operatorHelmRepository >}}

# To pull down a specific Helm chart
helm pull {{< param operatorHelmRepository >}} --version {{< param operatorVersion >}}
```

Once the Helm chart has been downloaded, uncompress the bundle

```
tar -xvf pgo-{{< param operatorVersion >}}.tgz
```

And from there, you can follow the instructions above on setting the **Configuration** and installing a local Helm chart.

The PGO Monitoring stack is a fully integrated solution for monitoring and visualizing metrics captured from PostgreSQL clusters created using PGO. By leveraging **pgMonitor** to configure and integrate the various tools, components and metrics needed to effectively monitor PostgreSQL clusters, PGO Monitoring provides an powerful and easy-to-use solution to effectively monitor and visualize pertinent PostgreSQL database and container metrics. Included in the monitoring infrastructure are the following components:

- **pgMonitor** - Provides the configuration needed to enable the effective capture and visualization of PostgreSQL database metrics using the various tools comprising the PostgreSQL Operator Monitoring infrastructure
- **Grafana** - Enables visual dashboard capabilities for monitoring PostgreSQL clusters, specifically using Crunchy PostgreSQL Exporter data stored within Prometheus
- **Prometheus** - A multi-dimensional data model with time series data, which is used in collaboration with the Crunchy PostgreSQL Exporter to provide and store metrics
- **Alertmanager** - Handles alerts sent by Prometheus by deduplicating, grouping, and routing them to receiver integrations.

By leveraging the installation method described in this section, PGO Monitoring can be deployed alongside PGO.

## Installing PGO Monitoring Using Kustomize

This section provides instructions for installing and configuring PGO Monitoring using Kustomize.

### Prerequisites

First, go to GitHub and [fork the Postgres Operator examples](#) repository, which contains the PGO Monitoring Kustomize installer.

<https://github.com/CrunchyData/postgres-operator-examples/fork>

Once you have forked this repo, you can download it to your working environment with a command similar to this:

```
YOUR_GITHUB_UN="<your GitHub username>"
git clone --depth 1 "git@github.com:${YOUR_GITHUB_UN}/postgres-operator-examples.git"
cd postgres-operator-examples
```

The PGO Monitoring project is located in the `kustomize/monitoring` directory.

### Configuration

While the default Kustomize install should work in most Kubernetes environments, it may be necessary to further customize the project according to your specific needs.

For instance, by default `fsGroup` is set to 26 for the `securityContext` defined for the various Deployments comprising the PGO Monitoring stack:

```
securityContext:
  fsGroup: 26
```



In most Kubernetes environments this setting is needed to ensure processes within the container have the permissions needed to write to any volumes mounted to each of the Pods comprising the PGO Monitoring stack. However, when installing in an OpenShift environment (and more specifically when using the **restricted** Security Context Constraint), the **fsGroup** setting should be removed since OpenShift will automatically handle setting the proper **fsGroup** within the Pod's **securityContext**.

Additionally, within this same section it may also be necessary to modify the **supplmentalGroups** setting according to your specific storage configuration:

```
securityContext:
  supplementalGroups : 65534
```

Therefore, the following files (located under **kustomize/monitoring**) should be modified and/or patched (e.g. using additional overlays) as needed to ensure the **securityContext** is properly defined for your Kubernetes environment:

- **deploy-alertmanager.yaml**
- **deploy-grafana.yaml**
- **deploy-prometheus.yaml**

And to modify the configuration for the various storage resources (i.e. **PersistentVolumeClaims**) created by the PGO Monitoring installer, the **kustomize/monitoring/pvcs.yaml** file can also be modified.

Additionally, it is also possible to further customize the configuration for the various components comprising the PGO Monitoring stack (Grafana, Prometheus and/or AlertManager) by modifying the following configuration resources:

- **alertmanager-config.yaml**
- **alertmanager-rules-config.yaml**
- **grafana-datasources.yaml**
- **prometheus-config.yaml**

Finally, please note that the default username and password for Grafana can be updated by modifying the Grafana Secret in file **kustomize/monitoring/grafana-secret.yaml**.

## Install

Once the Kustomize project has been modified according to your specific needs, PGO Monitoring can then be installed using **kubectl** and Kustomize:

```
kubectl apply -k kustomize/monitoring
```

## Uninstall

And similarly, once PGO Monitoring has been installed, it can uninstalled using **kubectl** and Kustomize:

```
kubectl delete -k kustomize/monitoring
```

## Overview

Upgrading to a new version of PGO is typically as simple as following the various installation guides defined within the PGO documentation:

- [PGO Kustomize Install]({{< relref “./kustomize.md” >}})
- [PGO Helm Install]({{< relref “./helm.md” >}})

However, when upgrading to or from certain versions of PGO, extra steps may be required in order to ensure a clean and successful upgrade.

This section provides detailed instructions for upgrading PGO 5.x using Kustomize or Helm, along with information for upgrading from PGO v4 to PGO v5.

Depending on version updates, upgrading PGO may automatically rollout changes to managed Postgres clusters. This could result in downtime—we cannot guarantee no interruption of service, though PGO attempts graceful incremental rollouts of affected pods, with the goal of zero downtime.

## Upgrading PGO 5.x

- [PGO Kustomize Upgrade]({{< relref “./kustomize.md” >}})
- [PGO Helm Upgrade]({{< relref “./helm.md” >}})

## Upgrading from PGO v4 to PGO v5

- [V4 to V5 Upgrade Methods]({{< relref “./v4tov5” >}})

## Upgrading from PGO v5.0.0 Using Kustomize

Starting with PGO v5.0.1, both the Deployment and ServiceAccount created when installing PGO via the installers in the [Postgres Operator examples repository](#) have been renamed from `postgres-operator` to `pgo`. As a result of this change, if using Kustomize to install PGO and upgrading from PGO v5.0.0, the following step must be completed prior to upgrading. This will ensure multiple versions of PGO are not installed and running concurrently within your Kubernetes environment.

Prior to upgrading PGO, first manually delete the PGO v5.0.0 `postgres-operator` Deployment and ServiceAccount:

```
kubectl -n postgres-operator delete deployment,serviceaccount postgres-operator
```

Then, once both the Deployment and ServiceAccount have been deleted, proceed with upgrading PGO by applying the new version of the Kustomize installer:

```
kubectl apply --server-side -k kustomize/install/default
```

## Upgrading from PGO v5.0.2 and Below

As a result of changes to pgBackRest dedicated repository host deployments in PGO v5.0.3 (please see the [PGO v5.0.3 release notes]({{< relref “../releases/5.0.3.md” >}}) for more details), reconciliation of a pgBackRest dedicated repository host might become stuck with the following error (as shown in the PGO logs) following an upgrade from PGO versions v5.0.0 through v5.0.2:

```
StatefulSet.apps \"hippo-repo-host\" is invalid: spec: Forbidden: updates to statefulset spec for fields other than 'replicas', 'template', 'updateStrategy' and 'minReadySeconds' are forbidden
```

If this is the case, proceed with deleting the pgBackRest dedicated repository host StatefulSet, and PGO will then proceed with recreating and reconciling the dedicated repository host normally:

```
kubectl delete sts hippo-repo-host
```

Additionally, please be sure to update and apply all PostgresCluster custom resources in accordance with any applicable spec changes described in the [PGO v5.0.3 release notes]({{< relref “../releases/5.0.3.md” >}}).

## Upgrading from PGO v5.0.5 and Below

Starting in PGO v5.1, new pgBackRest features available in version 2.38 are used that impact both the `crunchy-postgres` and `crunchy-pgbackrest` images. For any clusters created before v5.0.6, you will need to update these image values BEFORE upgrading to PGO `{{< param operatorVersion >}}`. These changes will need to be made in one of two places, depending on your desired configuration.

If you are setting the image values on your `PostgresCluster` manifest, you would update the images value as shown (updating the `image` values as appropriate for your environment):

```
apiVersion: postgres-operator.crunchydata.com/v1beta1
kind: PostgresCluster
metadata:
  name: hippo
spec:
  image: {{< param imageCrunchyPostgres >}}
  postgresVersion: {{< param postgresVersion >}}
  ...
  backups:
    pgbackrest:
      image: {{< param imageCrunchyPGBackrest >}}
  ...
```

After updating these values, you will apply these changes to your PostgresCluster custom resources. After these changes are completed and the new images are in place, you may update PGO to `{{< param operatorVersion >}}`.

Relatedly, if you are instead using the `RELATED_IMAGE` environment variables to set the image values, you would instead check and update these as needed before redeploying PGO.

For Kustomize installations, these can be found in the `manager` directory and `manager.yaml` file. Here you will note various key/value pairs, these will need to be updated before deploying PGO `{{< param operatorVersion >}}`. Besides updating the `RELATED_IMAGE_PGBACKREST` value, you will also need to update the relevant Postgres image for your environment. For example, if you are using PostgreSQL 14, you would update the value for `RELATED_IMAGE_POSTGRES_14`. If instead you are using the PostGIS 3.1 enabled PostgreSQL 13 image, you would update the value for `RELATED_IMAGE_POSTGRES_13_GIS_3.1`.

For Helm deployments, you would instead need to similarly update your `values.yaml` file, found in the `install` directory. There you will note a `relatedImages` section, followed by similar values as mentioned above. Again, be sure to update `pgbackrest` as well as the appropriate `postgres` value for your clusters.

**Once there values have been properly verified, you may deploy PGO `{{< param operatorVersion >}}`.**

title: “Upgrading PGO v5 Using Helm” date: draft: false weight: 70 —

Once PGO v5.0.x has been installed with Helm, it can then be upgraded using the `helm upgrade` command. However, before running the `upgrade` command, any CustomResourceDefinitions (CRDs) must first be manually updated (this is specifically due to a [design decision in Helm v3](#), in which any CRDs in the Helm chart are only applied when using the `helm install` command).

If you would like, before upgrading the CRDs, you can review the changes with `kubectl diff`. They can be verbose, so a pager like `less` may be useful:

```
kubectl diff -f helm/install/crds | less
```

Use the following command to update the CRDs using [server-side apply](#) *before* running `helm upgrade`. The `--force-conflicts` flag tells Kubernetes that you recognize Helm created the CRDs during `helm install`.

```
kubectl apply --server-side --force-conflicts -f helm/install/crds
```

Then, perform the upgrade using Helm:

```
helm upgrade <name> -n <namespace> helm/install
```

You can upgrade from PGO v4 to PGO v5 through a variety of methods by following this guide. There are several methods that can be used to upgrade: we present these methods based upon a variety of factors, including but not limited to:

- Redundancy / ability to roll back
- Available resources
- Downtime preferences

These methods include:

- *[Migrating Using Data Volumes]*(`{{< relref “./upgrade-method-1-data-volumes.md” >}}`). This allows you to migrate from v4 to v5 using the existing data volumes that you created in v4. This is the simplest method for upgrade and is the most resource efficient, but you will have a greater potential for downtime using this method.
- *[Migrate From Backups]*(`{{< relref “./upgrade-method-2-backups.md” >}}`). This allows you to create a Postgres cluster with v5 from the backups taken with v4. This provides a way for you to create a preview of your Postgres cluster through v5, but you would need to take your applications offline to ensure all the data is migrated.
- *[Migrate Using a Standby Cluster]*(`{{< relref “./upgrade-method-3-standby-cluster.md” >}}`). This allows you to run a v4 and a v5 Postgres cluster in parallel, with data replicating from the v4 cluster to the v5 cluster. This method minimizes downtime and lets you preview your v5 environment, but is the most resource intensive.

You should choose the method that makes the most sense for your environment.

**Prerequisites**

There are several prerequisites for using any of these upgrade methods.

- PGO v4 is currently installed within the Kubernetes cluster, and is actively managing any existing v4 PostgreSQL clusters.
- Any PGO v4 clusters being upgraded have been properly initialized using PGO v4, which means the v4 `pgcluster` custom resource should be in a `pgcluster Initialized` status:

```
$ kubectl get pgcluster hippo -o jsonpath='{ .status }'
{"message":"Cluster has been initialized","state":"pgcluster Initialized"}
```

- The PGO v4 `pgo` client is properly configured and available for use.
- PGO v5 is currently `[installed]({{< relref “installation/_index.md” >}})` within the Kubernetes cluster.

For these examples, we will use a Postgres cluster named `hippo`.

## Additional Considerations

Upgrading to PGO v5 may result in a base image upgrade from EL-7 (UBI / CentOS) to EL-8 (UBI). Based on the contents of your Postgres database, you may need to perform additional steps.

Due to changes in the GNU C library `glibc` in EL-8, you may need to reindex certain indexes in your Postgres cluster. For more information, please read the [PostgreSQL Wiki on Locale Data Changes](#), how you can determine if your indexes are affected, and how to fix them.

Before attempting to upgrade from v4.x to v5, please familiarize yourself with the `[prerequisites]({{< relref “upgrade/v4tov5/_index.md” >}})` applicable for all v4.x to v5 upgrade methods.

This upgrade method allows you to migrate from PGO v4 to PGO v5 using the existing data volumes that were created in PGO v4. Note that this is an “in place” migration method: this will immediately move your Postgres clusters from being managed by PGO v4 and PGO v5. If you wish to have some failsafes in place, please use one of the other migration methods. Please also note that you will need to perform the cluster upgrade in the same namespace as the original cluster in order for your v5 cluster to access the existing PVCs.

### Step 1: Prepare the PGO v4 Cluster for Migration

You will need to set up your PGO v4 Postgres cluster so that it can be migrated to a PGO v5 cluster. The following describes how to set up a PGO v4 cluster for using this migration method.

1. Scale down any existing replicas within the cluster. This will ensure that the primary PVC does not change again prior to the upgrade.

You can get a list of replicas using the `pgo scaledown --query` command, e.g.:

```
pgo scaledown hippo --query
```

If there are any replicas, you will see something similar to:

Cluster: hippo		
REPLICA	STATUS	NODE ...
hippo	running	node01 ...

Scaledown any replicas that are running in this cluser, e.g.:

```
pgo scaledown hippo --target=hippo
```

2. Once all replicas are removed and only the primary remains, proceed with deleting the cluster while retaining the data and backups. You can do this `--keep-data` and `--keep-backups` flags:

**You MUST run this command with the `--keep-data` and `--keep-backups` flag otherwise you risk deleting ALL of your data.**

```
pgo delete cluster hippo --keep-data --keep-backups
```

3. The PVC for the primary Postgres instance and the pgBackRest repository should still remain. You can verify this with the command below:

```
kubectl get pvc --selector=pg-cluster=hippo
```

This should yield something similar to:

NAME	STATUS	VOLUME ...
hippo-jgut	Bound	pvc-a0b89bdb- ...
hippo-pgbr-repo	Bound	pvc-25501671- ...

A third PVC used to store write-ahead logs (WAL) may also be present if external WAL volumes were enabled for the cluster.

## Step 2: Migrate to PGO v5

With the PGO v4 cluster’s volumes prepared for the move to PGO v5, you can now create a `[PostgresCluster]({{< relref “references/crd.md” >}})` custom resource using these volumes. This migration method does not carry over any specific configurations or customizations from PGO v4: you will need to create the specific `PostgresCluster` configuration that you need.

Additional steps are required to set proper file permissions when using certain storage options, such as NFS and HostPath storage, due to a known issue with how fsGroups are applied. When migrating from PGO v4, this will require the user to manually set the group value of the `pgBackRest` repo directory, and all subdirectories, to `26` to match the `postgres` group used in PGO v5. Please see [here](#) for more information.

To complete the upgrade process, your `PostgresCluster` custom resource **MUST** include the following:

1. A `volumes` data source that points to the PostgreSQL data, PostgreSQL WAL (if applicable) and `pgBackRest` repository PVCs identified in the `spec.dataSource.volumes` section.

For example, using the `hippo` cluster:

```
spec:
  dataSource:
    volumes:
      pgDataVolume:
        pvcName: hippo-jgut
        directory: "hippo-jgut"
      pgBackRestVolume:
        pvcName: hippo-pgbr-repo
        directory: "hippo-backrest-shared-repo"
      # Only specify external WAL PVC if enabled in PGO v4 cluster. If enabled
      # in v4, a WAL volume must be defined for the v5 cluster as well.
      # pgWALVolume:
      #   pvcName: hippo-jgut-wal
```

Please see the `[Data Migration]({{< relref “guides/data-migration.md” >}})` section of the `[tutorial]({{< relref “tutorial/_index.md” >}})` for more details on how to properly populate this section of the spec when migrating from a PGO v4 cluster.

Note that when migrating data volumes from v4 to v5, PGO relabels all volumes for PGO v5, but **will not remove existing PGO v4 labels**. This results in PVCs that are labeled for both PGO v4 and v5, which can lead to unintended behavior. To avoid that behavior, follow the instructions in the section on `[removing PGO v4 labels]({{< ref “guides/data-migration.md#removing-pgo-v4-labels” >}})`.

2. If you customized Postgres parameters, you will need to ensure they match in the PGO v5 cluster. For more information, please review the tutorial on `[customizing a Postgres cluster]({{< relref “tutorial/customize-cluster.md” >}})`.

3. Once the `PostgresCluster` spec is populated according to these guidelines, you can create the `PostgresCluster` custom resource. For example, if the `PostgresCluster` you’re creating is a modified version of the [postgres example](#) in the [PGO examples repo](#), you can run the following command:

```
kubectl apply -k examples/postgrescluster
```

Your upgrade is now complete! You should now remove the `spec.dataSource.volumes` section from your `PostgresCluster`. For more information on how to use PGO v5, we recommend reading through the `[PGO v5 tutorial]({{< relref “tutorial/_index.md” >}})`.

Before attempting to upgrade from v4.x to v5, please familiarize yourself with the `[prerequisites]({{< relref “upgrade/v4tov5/_index.md” >}})` applicable for all v4.x to v5 upgrade methods.

This upgrade method allows you to migrate from PGO v4 to PGO v5 by creating a new PGO v5 Postgres cluster using a backup from a PGO v4 cluster. This method allows you to preserve the data in your PGO v4 cluster while you transition to PGO v5. To fully move the data over, you will need to incur downtime and shut down your PGO v4 cluster.

## Step 1: Prepare the PGO v4 Cluster for Migration

1. Ensure you have a recent backup of your cluster. You can do so with the `pgo backup` command, e.g.:

```
pgo backup hippo
```

Please ensure that the backup completes. You will see the latest backup appear using the `pgo show backup` command.

2. Next, delete the cluster while keeping backups (using the `--keep-backups` flag):

```
pgo delete cluster hippo --keep-backups
```

Additional steps are required to set proper file permissions when using certain storage options, such as NFS and HostPath storage, due to a known issue with how fsGroups are applied. When migrating from PGO v4, this will require the user to manually set the group value of the `pgBackRest` repo directory, and all subdirectories, to `26` to match the `postgres` group used in PGO v5. Please see [here](#) for more information.

## Step 2: Migrate to PGO v5

With the PGO v4 Postgres cluster’s backup repository prepared, you can now create a `[PostgresCluster]({{< relref “references/crd.md” >}})` custom resource. This migration method does not carry over any specific configurations or customizations from PGO v4: you will need to create the specific `PostgresCluster` configuration that you need.

To complete the upgrade process, your `PostgresCluster` custom resource **MUST** include the following:

1. You will need to configure your `pgBackRest` repository based upon whether you are using a PVC to store your backups, or an object storage system such as S3/GCS. Please follow the directions based upon the repository type you are using as part of the migration.

**PVC-based Backup Repository** When migrating from a PVC-based backup repository, you will need to configure a `pgBackRest` repo of a `spec.backups.pgbackrest.repos.volume` under the `spec.backups.pgbackrest.repos.name` of `repo1`. The `volumeClaimSpec` should match the attributes of the `pgBackRest` repo PVC being used as part of the migration, i.e. it must have the same `storageClassName`, `accessModes`, `resources`, etc. Please note that you will need to perform the cluster upgrade in the same namespace as the original cluster in order for your v5 cluster to access the existing PVCs. For example:

```
spec:
  backups:
    pgbackrest:
      repos:
        - name: repo1
          volume:
            volumeClaimSpec:
              storageClassName: standard-wffc
              accessModes:
                - "ReadWriteOnce"
              resources:
                requests:
                  storage: 1Gi
```

**S3 / GCS Backup Repository** When migrating from a S3 or GCS based backup repository, you will need to configure your `spec.backups.pgbackrest.repos.volume` to point to the backup storage system. For instance, if AWS S3 storage is being utilized, the repo would be defined similar to the following:

```
spec:
  backups:
    pgbackrest:
      repos:
        - name: repo1
          s3:
            bucket: hippo
            endpoint: s3.amazonaws.com
            region: us-east-1
```

Any required secrets or desired custom `pgBackRest` configuration should be created and configured as described in the `[backup tutorial]({{< relref “tutorial/backups.md” >}})`.

You will also need to ensure that the “`pgbackrest-repo-path`” configured for the repository matches the path used by the PGO v4 cluster. The default repository path follows the pattern `/backrestrepo/<clusterName>-backrest-shared-repo`. Note that the path name here is different than migrating from a PVC-based repository.

Using the `hippo` Postgres cluster as an example, you would set the following in the `spec.backups.pgbackrest.global` section:

```
spec:
  backups:
    pgbackrest:
      global:
        repo1-path: /backrestrepo/hippo-backrest-shared-repo
```

2. Set the `spec.dataSource` section to restore from the backups used for this migration. For example:

```
spec:
  dataSource:
    postgresCluster:
      repoName: repo1
```

You can also provide other pgBackRest restore options, e.g. if you wish to restore to a specific point-in-time (PITR).

3. If you are using a PVC-based pgBackRest repository, then you will also need to specify a pgBackRestVolume data source that references the PGO v4 pgBackRest repository PVC:

```
spec:
  dataSource:
    volumes:
      pgBackRestVolume:
        pvcName: hippo-pgbr-repo
        directory: "hippo-backrest-shared-repo"
  postgresCluster:
    repoName: repo1
```

4. If you customized other Postgres parameters, you will need to ensure they match in the PGO v5 cluster. For more information, please review the tutorial on [customizing a Postgres cluster]({{< relref "tutorial/customize-cluster.md" >}}).

5. Once the PostgresCluster spec is populated according to these guidelines, you can create the PostgresCluster custom resource. For example, if the PostgresCluster you’re creating is a modified version of the postgres example in the PGO examples repo, you can run the following command:

```
kubectl apply -k examples/postgrescluster
```

**WARNING:** Once the PostgresCluster custom resource is created, it will become the owner of the PVC. *This means that if the PostgresCluster is then deleted (e.g. if attempting to revert back to a PGO v4 cluster), then the PVC will be deleted as well.*

If you wish to protect against this, first remove the reference to the pgBackRest PVC in the PostgresCluster spec:

```
kubectl patch postgrescluster hippo-pgbr-repo --type='json' -p='[{"op": "remove", "path":
"/spec/dataSource/volumes"}] '
```

Then relabel the PVC prior to deleting the PostgresCluster custom resource. Below uses the hippo Postgres cluster as an example:

```
kubectl label pvc hippo-pgbr-repo \
postgres-operator.crunchydata.com/cluster- \
postgres-operator.crunchydata.com/pgbackrest-repo- \
postgres-operator.crunchydata.com/pgbackrest-volume- \
postgres-operator.crunchydata.com/pgbackrest-
```

You will also need to remove all ownership references from the PVC:

```
kubectl patch pvc hippo-pgbr-repo --type='json' -p='[{"op": "remove", "path":
"/metadata/ownerReferences"}] '
```

It is recommended to set the reclaim policy for any PV’s bound to existing PVC’s to **Retain** to ensure data is retained in the event a PVC is accidentally deleted during the upgrade.

Your upgrade is now complete! For more information on how to use PGO v5, we recommend reading through the [PGO v5 tutorial]({{< relref "tutorial/\_index.md" >}}).

Before attempting to upgrade from v4.x to v5, please familiarize yourself with the [prerequisites]({{< relref "upgrade/v4tov5/\_index.md" >}}) applicable for all v4.x to v5 upgrade methods.

This upgrade method allows you to migrate from PGO v4 to PGO v5 by creating a new PGO v5 Postgres cluster in a “standby” mode, allowing it to mirror the PGO v4 cluster and continue to receive data updates in real time. This has the advantage of being able to fully inspect your PGO v5 Postgres cluster while leaving your PGO v4 cluster up and running, thus minimizing downtime when you cut over. The tradeoff is that you will temporarily use more resources while this migration is occurring.

This method only works if your PGO v4 cluster uses S3 or an S3-compatible storage system, or GCS. For more information on standby clusters, please refer to the [tutorial]({{< relref "tutorial/disaster-recovery.md" >}}#standby-cluster).

### Step 1: Migrate to PGO v5

Create a [PostgresCluster]({{< relref "references/crd.md" >}}) custom resource. This migration method does not carry over any specific configurations or customizations from PGO v4: you will need to create the specific PostgresCluster configuration that you need.

To complete the upgrade process, your PostgresCluster custom resource **MUST** include the following:

1. Configure your pgBackRest to use an object storage system such as S3/GCS. You will need to configure your spec.backups.pgbackrest.repo to point to the backup storage system. For instance, if AWS S3 storage is being utilized, the repo would be defined similar to the following:



```
spec:
  backups:
    pgbackrest:
      repos:
        - name: repo1
          s3:
            bucket: hippo
            endpoint: s3.amazonaws.com
            region: us-east-1
```

Any required secrets or desired custom pgBackRest configuration should be created and configured as described in the [backup tutorial]({{< relref "tutorial/backups.md" >}}).

You will also need to ensure that the “pgbackrest-repo-path” configured for the repository matches the path used by the PGO v4 cluster. The default repository path follows the pattern `/backrestrepo/<clusterName>-backrest-shared-repo`. Note that the path name here is different than migrating from a PVC-based repository.

Using the `hippo` Postgres cluster as an example, you would set the following in the `spec.backups.pgbackrest.global` section:

```
spec:
  backups:
    pgbackrest:
      global:
        repo1-path: /backrestrepo/hippo-backrest-shared-repo
```

2. A `spec.standby` cluster configuration within the spec that is populated according to the name of pgBackRest repo configured in the spec. For example:

```
spec:
  standby:
    enabled: true
    repoName: repo1
```

3. If you customized other Postgres parameters, you will need to ensure they match in the PGO v5 cluster. For more information, please review the tutorial on [customizing a Postgres cluster]({{< relref "tutorial/customize-cluster.md" >}}).

4. Once the `PostgresCluster` spec is populated according to these guidelines, you can create the `PostgresCluster` custom resource. For example, if the `PostgresCluster` you’re creating is a modified version of the [postgres example](#) in the [PGO examples repo](#), you can run the following command:

```
kubectl apply -k examples/postgrescluster
```

5. Once the standby cluster is up and running and you are satisfied with your set up, you can promote it.

First, you will need to shut down your PGO v4 cluster. You can do so with the following command, e.g.:

```
pgo update cluster hippo --shutdown
```

You can then update your PGO v5 cluster spec to promote your standby cluster:

```
spec:
  standby:
    enabled: false
```

Note: When the v5 cluster is running in non-standby mode, you will not be able to restart the v4 cluster, as that data is now being managed by the v5 cluster.

Once the v5 cluster is up and running, you will need to run the following SQL commands as a PostgreSQL superuser. For example, you can login as the `postgres` user, or exec into the Pod and use `psql`:

```
-- add the managed replication user
CREATE ROLE _crunchyrepl WITH LOGIN REPLICATION;

-- allow for the replication user to execute the functions required as part of "rewinding"
GRANT EXECUTE ON function pg_catalog.pg_ls_dir(text, boolean, boolean) TO _crunchyrepl;
GRANT EXECUTE ON function pg_catalog.pg_stat_file(text, boolean) TO _crunchyrepl;
GRANT EXECUTE ON function pg_catalog.pg_read_binary_file(text) TO _crunchyrepl;
GRANT EXECUTE ON function pg_catalog.pg_read_binary_file(text, bigint, bigint, boolean) TO
  _crunchyrepl;
```



The above step will be automated in an upcoming release.

Your upgrade is now complete! Once you verify that the PGO v5 cluster is running and you have recorded the user credentials from the v4 cluster, you can remove the old cluster:

```
pgo delete cluster hippo
```

For more information on how to use PGO v5, we recommend reading through the [PGO v5 tutorial]({{< relref “tutorial/\_index.md” >}}).

This section contains guides on handling various scenarios when managing Postgres clusters using PGO, the Postgres Operator. These include step-by-step instructions for situations such as migrating data to a PGO managed Postgres cluster or upgrading from an older version of PGO.

These guides are in no particular order: choose the guide that is most applicable to your situation.

If you are looking for how to manage most day-to-day Postgres scenarios, we recommend first going through the [Tutorial]({{< relref “tutorial/\_index.md” >}}).

## Huge Pages

Huge Pages, a.k.a. “Super Pages” or “Large Pages”, are larger chunks of memory that can speed up your system. Normally, the chunks of memory, or “pages”, used by the CPU are 4kB in size. The more memory a process needs, the more pages the CPU needs to manage. By using larger pages, the CPU can manage fewer pages and increase its efficiency. For this reason, it is generally recommended to use Huge Pages with your Postgres databases.

## Configuring Huge Pages with PGO

To turn Huge Pages on with PGO, you first need to have Huge Pages turned on at the OS level. This means having them enabled, and a specific number of pages preallocated, on the node(s) where you plan to schedule your pods. All processes that run on a given node and request Huge pages will be sharing this pool of pages, so it is important to allocate enough pages for all the different processes to get what they need. This system/kube-level configuration is outside the scope of this document, since the way that Huge Pages are configured at the OS/node level is dependent on your Kube environment. Consult your Kube environment documentation and any IT support you have for assistance with this step.

When you enable Huge Pages in your Kube cluster, it is important to keep a few things in mind during the rest of the configuration process: 1. What size of Huge Pages are enabled? If there are multiple sizes enabled, which one is the default? Which one do you want Postgres to use? 2. How many pages were preallocated? Are there any other applications or processes that will be using these pages? 3. Which nodes have Huge Pages enabled? Is it possible that more nodes will be added to the cluster? If so, will they also have Huge Pages enabled?

Once Huge Pages are enabled on one or more nodes in your Kubernetes cluster, you can tell Postgres to start using them by adding some configuration to your PostgresCluster spec:

Warning: setting/changing this setting will cause your database to restart.

```
apiVersion: postgres-operator.crunchydata.com/v1beta1
kind: PostgresCluster
metadata:
  name: hippo
spec:
  image: {{< param imageCrunchyPostgres >}}
  postgresVersion: {{< param postgresVersion >}}
  instances:
    - name: instance1
      resources:
        limits:
          hugepages-2Mi: 16Mi
          memory: 4Gi
```

This is where it is important to know the size and the number of Huge Pages available. In the spec above, the **hugepages-2Mi** line indicates that we want to use 2MiB sized pages. If your system only has 1GiB sized pages available, then you will want to use **hugepages-1Gi** as the setting instead. The value after it, **16Mi** in our example, determines the amount of pages to be allocated to this Postgres instance. If you have multiple instances, you will need to enable/allocate Huge Pages on an instance by instance basis. Keep in mind that if you have a “Highly Available” cluster, meaning you have multiple replicas, each replica will also request Huge Pages. You therefore need to be cognizant of the total amount of Huge Pages available on the node(s) and the amount your cluster is requesting. If you request more pages than are available, you might see some replicas/instances fail to start.

Note: In the `instances.#.resources` spec, there are `limits` and `requests`. If a request value is not specified (like in the example above), it is presumed to be equal to the limit value. For Huge Pages, the request value must always be equal to the limit value, therefore, it is perfectly acceptable to just specify it in the `limits` section.

Note: Postgres uses the system default size by default. This means that if there are multiple sizes of Huge Pages available on the node(s) and you attempt to use a size in your PostgresCluster that is not the system default, it will fail. To use a non-default size you will need to tell Postgres the size to use with the `huge_page_size` variable, which can be set via dynamic configuration:

Warning: setting/changing this parameter will cause your database to restart.

```
patroni:
  dynamicConfiguration:
    postgresql:
      parameters:
        huge_page_size: 1GB
```

## The Kubernetes Issue

There is an issue in Kubernetes where essentially, if Huge Pages are available on a node, it will tell the processes running in the pods on that node that it has Huge Pages available even if the pod has not actually requested any Huge Pages. This is an issue because by default, Postgres is set to “try” to use Huge Pages. When Postgres is led to believe that Huge Pages are available and it attempts to use Huge Pages only to find that the pod doesn’t actually have any Huge Pages allocated since they were never requested, Postgres will fail.

We have worked around this issue by setting `huge_pages = off` in our newest Crunchy Postgres images. PGO will automatically turn `huge_pages` back to `try` whenever Huge Pages are requested in the resources spec. Those who were already happily using Huge Pages will be unaffected, and those who were not using Huge Pages, but were attempting to run their Postgres containers on nodes that have Huge Pages enabled, will no longer see their databases crash.

The only dilemma that remains is that those whose PostgresClusters are not using Huge Pages, but are running on nodes that have Huge Pages enabled, will see their `shared_buffers` set to their lowest possible setting. This is due to the way that Postgres’ `initdb` works when bootstrapping a database. There are few ways to work around this issue:

1. Use Huge Pages! You’re already running your Postgres containers on nodes that have Huge Pages enabled, why not use them in Postgres?
2. Create nodes in your Kubernetes cluster that don’t have Huge Pages enabled, and put your Postgres containers on those nodes.
3. If for some reason you cannot use Huge Pages in Postgres, but you must run your Postgres containers on nodes that have Huge Pages enabled, you can manually set the `shared_buffers` parameter back to a good setting using dynamic configuration:

Warning: setting/changing this parameter will cause your database to restart.

```
patroni:
  dynamicConfiguration:
    postgresql:
      parameters:
        shared_buffers: 128MB
```

You can perform a PostgreSQL major version upgrade declaratively using PGO! The below guide will show you how you can upgrade Postgres to a newer major version. For minor updates, i.e. applying a bug fix release, you can follow the [applying software updates]({{< relref “/tutorial/update-cluster.md” >}}) guide in the [tutorial]({{< relref “/tutorial/\_index.md” >}}).

Note that major version upgrades are **permanent**: you cannot roll back a major version upgrade through declarative management at this time. If this is an issue, we recommend keeping a copy of your Postgres cluster running your previous version of Postgres.

**Please note the following prior to performing a PostgreSQL major version upgrade:** - Any Postgres cluster being upgraded must be in a healthy state in order for the upgrade to complete successfully. If the cluster is experiencing issues such as Pods that are not running properly, or any other similar problems, those issues must be addressed before proceeding. - Major PostgreSQL version upgrades of PostGIS clusters are not currently supported.

### Step 1: Take a Full Backup

Before starting your major upgrade, you should take a new full [backup]({{< relref “tutorial/backup-management.md” >}}) of your data. This adds another layer of protection in cases where the upgrade process does not complete as expected.

At this point, your running cluster is ready for the major upgrade.

## Step 2: Configure the Upgrade Parameters through a PGUpgrade object

The next step is to create a **PGUpgrade** resource. This is the resource that tells the PGO-Upgrade controller which cluster to upgrade, what version to upgrade from, and what version to upgrade to. There are other optional fields to fill in as well, such as **Resources** and **Tolerations**; to learn more about these optional fields, check out the [Upgrade CRD API]({{< relref “references/crd.md” >}}).

For instance, if you have a Postgres cluster named **hippo** running PG **{{< param fromPostgresVersion >}}** but want to upgrade it to PG **{{< param postgresVersion >}}**, the corresponding **PGUpgrade** manifest would look like this:

```
apiVersion: postgres-operator.crunchydata.com/v1beta1
kind: PGUpgrade
metadata:
  name: hippo-upgrade
spec:
  image: {{< param imageCrunchyPGUpgrade >}}
  postgresClusterName: hippo
  fromPostgresVersion: {{< param fromPostgresVersion >}}
  toPostgresVersion: {{< param postgresVersion >}}
```

The **postgresClusterName** gives the name of the target Postgres cluster to upgrade and **toPostgresVersion** gives the version to update to. It may seem unnecessary to include the **fromPostgresVersion**, but that is one of the safety checks we have built into the upgrade process: in order to successfully upgrade a Postgres cluster, you have to know what version you mean to be upgrading from.

One very important thing to note: upgrade objects should be made in the same namespace as the Postgres cluster that you mean to upgrade. For security, the PGO-Upgrade controller does not allow for cross-namespace processes.

If you look at the status of the **PGUpgrade** object at this point, you should see a condition saying this:

```
type: "progressing",
status: "false",
reason: "PGClusterNotShutdown",
message: "PostgresCluster instances still running",
```

What that means is that the upgrade process is blocked because the cluster is not yet shutdown. We are stuck (“progressing” is false) until we shutdown the cluster. So let’s go ahead and do that now.

## Step 3: Shutdown and Annotate the Cluster

In order to kick off the upgrade process, you need to shutdown the cluster and add an annotation to the cluster signalling which **PGUpgrade** to run.

Why do we need to add an annotation to the cluster if the **PGUpgrade** already has the cluster’s name? This is another security mechanism—think of it as a two-key nuclear system: the **PGUpgrade** has to know which Postgres cluster to upgrade; and the Postgres cluster has to allow this upgrade to work on it.

The annotation to add is **postgres-operator.crunchydata.com/allow-upgrade**, with the name of the **PGUpgrade** object as the value. So for our example above with a Postgres cluster named **hippo** and a **PGUpgrade** object named **hippo-upgrade**, we could annotate the cluster with the command

```
kubectl -n postgres-operator annotate postgrescluster hippo
postgres-operator.crunchydata.com/allow-upgrade="hippo-upgrade"
```

To shutdown the cluster, edit the **spec.shutdown** field to true and reapply the spec with **kubectl**. For example, if you used the [tutorial]({{< relref “tutorial/\_index.md” >}}) to [create your Postgres cluster]({{< relref “tutorial/create-cluster.md” >}}), you would run the following command:

```
kubectl -n postgres-operator apply -k kustomize/postgres
```

(Note: you could also change the annotation at the same time as you shutdown the cluster; the purpose of demonstrating how to annotate was primarily to show what the label would look like.)

## Step 4: Watch and wait

When the last Postgres Pod is terminated, the PGO-Upgrade process will kick into action, upgrading the primary database and preparing the replicas. If you are watching the namespace, you will see the **PGUpgrade** controller start Pods for each of those actions. But you don’t have to watch the namespace to keep track of the upgrade process.

To keep track of the process and see when it finishes, you can look at the **status.conditions** field of the **PGUpgrade** object. If the upgrade process encounters any blockers preventing it from finishing, the **status.conditions** field will report on those blockers. When it finishes upgrading the cluster, it will show the status conditions:

```
type: "Progressing"
status: "false"
reason: "PGUpgradeCompleted"

type: "Succeeded"
status: "true"
reason: "PGUpgradeSucceeded"
```

You can also check the Postgres cluster itself to see when the upgrade has completed. When the upgrade is complete, the cluster will show the new version in its `status.postgresVersion` field.

If the process encounters any errors, the upgrade process will stop to prevent further data loss; and the **PGUpgrade** object will report the failure in its status. For more specifics about the failure, you can check the logs of the individual Pods that were doing the upgrade jobs.

## Step 5: Restart your Postgres cluster with the new version

Once the upgrade process is complete, you can erase the **PGUpgrade** object, which will clean up any Jobs and Pods that were created during the upgrade. But as long as the process completed successfully, that **PGUpgrade** object will remain inert. If you find yourself needing to upgrade the cluster again, you will not be able to edit the existing **PGUpgrade** object with the new versions, but will have to create a new **PGUpgrade** object. Again, this is a safety mechanism to make sure that any PGUpgrade can only be run once.

Likewise, you may remove the annotation on the Postgres cluster as part of the cleanup. While not necessary, it is recommended to leave your cluster without unnecessary annotations.

To restart your newly upgraded Postgres cluster, you will have to update the `spec.postgresVersion` to the new version. You may also have to update the `spec.image` value to reflect the image you plan to use if that field is already filled in. Turn `spec.shutdown` to false, and PGO will restart your cluster:

```
spec:
  shutdown: false
  image: {{< param imageCrunchyPostgres >}}
  postgresVersion: {{< param postgresVersion >}}
```

Setting and applying the `postgresVersion` or `image` values before the upgrade will result in the upgrade process being rejected.

## Step 6: Complete the Post-Upgrade Tasks

After the upgrade Job has completed, there will be some amount of post-upgrade processing that needs to be done. During the upgrade process, the upgrade Job, via [pg\\_upgrade](#), will issue warnings and possibly create scripts to perform post-upgrade tasks. You can see the full output of the upgrade Job by running a command similar to this:

```
kubect1 -n postgres-operator logs hippo-pgupgrade-abcd
```

While the scripts are placed on the Postgres data PVC, you may not have access to them. The below information describes what each script does and how you can execute them.

In Postgres 13 and older, `pg_upgrade` creates a script called `analyze_new_cluster.sh` to perform a post-upgrade analyze using [vacuumdb](#) on the database.

The script provides two ways of doing so:

```
vacuumdb --all --analyze-in-stages
```

or

```
vacuumdb --all --analyze-only
```

Note that these commands need to be run as a Postgres superuser (e.g. `postgres`). For more information on the difference between the options, please see the documentation for [vacuumdb](#).

If you are unable to exec into the Pod, you can run **ANALYZE** directly on each of your databases.

`pg_upgrade` may also create a script called `delete_old_cluster.sh`, which contains the equivalent of

```
rm -rf '/pgdata/{{< param fromPostgresVersion >}}'
```

When you are satisfied with the upgrade, you can execute this command to remove the old data directory. Do so at your discretion.

If you have extensions installed you may need to upgrade those as well, for example, for the **pgaudit** extension we recommend the running the following to upgrade:

```
DROP EXTENSION pgaudit;  
CREATE EXTENSION pgaudit;
```

`pg_upgrade` may also create a file called `update_extensions.sql` to facilitate extension upgrades, be aware some of the recommended ways to upgrade may be outdated.

Please carefully review the `update_extensions.sql` file before you run it and if you want to upgrade `pgaudit` via this file, update the file with the above commands for `pgaudit` prior to execution. After you update the file, you can execute this script using `kubectl exec`, e.g. We recommend verify all extension updates from this file with the appropriate website and their recommendation for upgrading the extension prior to execution.

```
$ kubectl -n postgres-operator exec -it -c database \  
$(kubectl -n postgres-operator get pods  
--selector='postgres-operator.crunchydata.com/cluster=hippo,postgres-operator.crunchydata.com/ro  
-o name) -- psql -f /pgdata/update_extensions.sql
```

If you cannot `exec` into your Pod, you can also manually run these commands as a Postgres superuser.

Ensure the execution of this and any other SQL scripts completes successfully, otherwise your data may be unavailable.

Once this is done, your major upgrade is complete! Enjoy using your newer version of Postgres!

There are certain cases where you may want to migrate existing volumes to a new cluster. If so, read on for an in depth look at the steps required.

## Configure your PostgresCluster CRD

In order to use existing `pgData`, `pg_wal` or `pgBackRest` repo volumes in a new `PostgresCluster`, you will need to configure the `spec.dataSource.volumes` section of your `PostgresCluster` CRD. As shown below, there are three possible volumes you may configure, `pgDataVolume`, `pgWALVolume` and `pgBackRestVolume`. Under each, you must define the PVC name to use in the new cluster. A directory may also be defined, as needed, for cases where the existing directory name does not match the v5 directory.

To help explain how these fields are used, we will consider a `pgcluster` from PGO v4, `oldhippo`. We will assume that the `pgcluster` has been deleted and only the PVCs have been left in place.

**Please note that any differences in configuration or other datasources will alter this procedure significantly and that certain storage options require additional steps (see *Considerations* below)!**

In a standard PGO v4.7 cluster, a primary database pod with a separate `pg_wal` PVC will mount its `pgData` PVC, named “oldhippo”, at `/pgdata` and its `pg_wal` PVC, named “oldhippo-wal”, at `/pgwal` within the pod’s file system. In this pod, the standard `pgData` directory will be `/pgdata/oldhippo` and the standard `pg_wal` directory will be `/pgwal/oldhippo-wal`. The `pgBackRest` repo pod will mount its PVC at `/backrestrepo` and the repo directory will be `/backrestrepo/oldhippo-backrest-shared-repo`.

With the above in mind, we need to reference the three PVCs we wish to migrate in the `dataSource.volumes` portion of the `PostgresCluster` spec. Additionally, to accommodate the PGO v5 file structure, we must also reference the `pgData` and `pgBackRest` repo directories. Note that the `pg_wal` directory does not need to be moved when migrating from v4 to v5!

Now, we just need to populate our CRD with the information described above:

```
spec:  
  dataSource:  
    volumes:  
      pgDataVolume:  
        pvcName: oldhippo  
        directory: oldhippo  
      pgWALVolume:  
        pvcName: oldhippo-wal  
      pgBackRestVolume:  
        pvcName: oldhippo-pgbr-repo  
        directory: oldhippo-backrest-shared-repo
```

Lastly, it is very important that the PostgreSQL version and storage configuration in your `PostgresCluster` match *exactly* the existing volumes being used.

If the volumes were used with PostgreSQL 13, the `spec.postgresVersion` value should be 13 and the associated `spec.image` value should refer to a PostgreSQL 13 image.

Similarly, the configured data volume definitions in your `PostgresCluster` spec should match your existing volumes. For example, if the existing `pgData` PVC has a RWO access mode and is 1 Gigabyte, the relevant `dataVolumeClaimSpec` should be configured as

```
dataVolumeClaimSpec:
  accessModes:
    - "ReadWriteOnce"
  resources:
    requests:
      storage: 1G
```

With the above configuration in place, your existing PVC will be used when creating your `PostgresCluster`. They will be given appropriate Labels and ownership references, and the necessary directory updates will be made so that your cluster is able to find the existing directories.

## Considerations

### Removing PGO v4 labels

When migrating data volumes from v4 to v5, PGO relabels all volumes for PGO v5, but **will not remove existing PGO v4 labels**. This results in PVCs that are labeled for both PGO v4 and v5, which can lead to unintended behavior.

To avoid that, you must manually remove the `pg-cluster` and `vendor` labels, which you can do with a `kubectl` command. For instance, given a cluster named `hippo` with a dedicated `pgBackRest` repo, the PVC will be `hippo-pgbr-repo`, and the PGO v4 labels can be removed with the below command:

```
kubectl label pvc hippo-pgbr-repo \
  pg-cluster- \
  vendor-
```

### Proper file permissions for certain storage options

Additional steps are required to set proper file permissions when using certain storage options, such as NFS and HostPath storage due to a known issue with how `fsGroups` are applied.

When migrating from PGO v4, this will require the user to manually set the group value of the `pgBackRest` repo directory, and all subdirectories, to 26 to match the `postgres` group used in PGO v5. Please see [here](#) for more information.

### Additional Considerations

- An existing `pg_wal` volume is not required when the `pg_wal` directory is located on the same PVC as the `pgData` directory.
- When using existing `pg_wal` volumes, an existing `pgData` volume **must** also be defined to ensure consistent naming and proper bootstrapping.
- When migrating from PGO v4 volumes, it is recommended to use the most recently available version of PGO v4.
- As there are many factors that may impact this procedure, it is strongly recommended that a test run be completed beforehand to ensure successful operation.

## Putting it all together

Now that we've identified all of our volumes and required directories, we're ready to create our new cluster!

Below is a complete `PostgresCluster` that includes everything we've talked about. After your `PostgresCluster` is created, you should remove the `spec.dataSource.volumes` section.

```
apiVersion: postgres-operator.crunchydata.com/v1beta1
kind: PostgresCluster
metadata:
  name: oldhippo
spec:
  image: {{< param imageCrunchyPostgres >}}
  postgresVersion: {{< param postgresVersion >}}
  dataSource:
    volumes:
      pgDataVolume:
        pvcName: oldhippo
        directory: oldhippo
      pgWALVolume:
        pvcName: oldhippo-wal
```

```
pgBackRestVolume:
  pvcName: oldhippo-pgbr-repo
  directory: oldhippo-backrest-shared-repo
instances:
- name: instance1
  dataVolumeClaimSpec:
    accessModes:
    - "ReadWriteOnce"
    resources:
      requests:
        storage: 1G
  walVolumeClaimSpec:
    accessModes:
    - "ReadWriteOnce"
    resources:
      requests:
        storage: 1G
backups:
  pgbackrest:
    image: {{< param imageCrunchyPGBackrest >}}
  repos:
  - name: repo1
    volume:
      volumeClaimSpec:
        accessModes:
        - "ReadWriteOnce"
        resources:
          requests:
            storage: 1G
```

PGO uses [persistent volumes](#) to store Postgres data and, based on your configuration, data for backups, archives, etc. There are cases where you may want to retain your volumes for [later use]({{< relref “./data-migration.md” >}}).

The below guide shows how to configure your persistent volumes (PVs) to remain after a Postgres cluster managed by PGO is deleted and to deploy the retained PVs to a new Postgres cluster.

For the purposes of this exercise, we will use a Postgres cluster named **hippo**.

## Modify Persistent Volume Retention

Retention of persistent volumes is set using a [reclaim policy](#). By default, more persistent volumes have a policy of **Delete**, which removes any data on a persistent volume once there are no more persistent volume claims (PVCs) associated with it.

To retain a persistent volume you will need to set the reclaim policy to **Retain**. Note that persistent volumes are cluster-wide objects, so you will need to appropriate permissions to be able to modify a persistent volume.

To retain the persistent volume associated with your Postgres database, you must first determine which persistent volume is associated with the persistent volume claim for your database. First, local the persistent volume claim. For example, with the **hippo** cluster, you can do so with the following command:

```
kubect1 get pvc -n postgres-operator
--selector=postgres-operator.crunchydata.com/cluster=hippo,postgres-operator.crunchydata.com/data=
```

This will yield something similar to the below, which are the PVCs associated with any Postgres instance:

NAME	STATUS	VOLUME	CAPACITY
ACCESS MODES	AGE		
STORAGECLASS			
hippo-instance1-x9vq-pgdata	Bound	pvc-aef7ee64-4495-4813-b896-8a67edc53e58	1Gi
standard	6m53s		RWO

The **VOLUME** column contains the name of the persistent volume. You can inspect it using `kubect1 get pv`, e.g.:

```
kubect1 get pv pvc-aef7ee64-4495-4813-b896-8a67edc53e58
```

which should yield:

NAME	CAPACITY	ACCESS MODES	RECLAIM POLICY	STATUS
CLAIM		STORAGECLASS	REASON	AGE
pvc-aef7ee64-4495-4813-b896-8a67edc53e58	1Gi	RWO	Delete	Bound
postgres-operator/hippo-instance1-x9vq-pgdata		standard	8m10s	

To modify the reclaim policy set it to **Retain**, you can run a command similar to this:

```
kubect1 patch pv pvc-aef7ee64-4495-4813-b896-8a67edc53e58 -p '{"spec":{"persistentVolumeReclaimPolicy":"Retain"}}'
```

Verify that the change occurred:

```
kubect1 get pv pvc-aef7ee64-4495-4813-b896-8a67edc53e58
```

should show that **Retain** is set in the **RECLAIM POLICY** column:

NAME	CAPACITY	ACCESS MODES	RECLAIM POLICY		STATUS
CLAIM		STORAGECLASS	REASON	AGE	
pvc-aef7ee64-4495-4813-b896-8a67edc53e58	1Gi	RWO	Retain		Bound
postgres-operator/hippo-instance1-x9vq-pgdata		standard		9m53s	

## Delete Postgres Cluster, Retain Volume

**This is a potentially destructive action.** Please be sure that your volume retention is set correctly and/or you have backups in place to restore your data.

[Delete your Postgres cluster]({{< relref “tutorial/delete-cluster.md” >}}). You can delete it using the manifest or with a command similar to:

```
kubect1 -n postgres-operator delete postgrescluster hippo
```

Wait for the Postgres cluster to finish deleting. You should then verify that the persistent volume is still there:

```
kubect1 get pv pvc-aef7ee64-4495-4813-b896-8a67edc53e58
```

should yield:

NAME	CAPACITY	ACCESS MODES	RECLAIM POLICY		STATUS
CLAIM		STORAGECLASS	REASON	AGE	
pvc-aef7ee64-4495-4813-b896-8a67edc53e58	1Gi	RWO	Retain		Released
postgres-operator/hippo-instance1-x9vq-pgdata		standard		21m	

## Create Postgres Cluster With Retained Volume

You can now create a new Postgres cluster with the retained volume. First, to aid the process, you will want to provide a label that is unique for your persistent volumes so we can identify it in the manifest. For example:

```
kubect1 label pv pvc-aef7ee64-4495-4813-b896-8a67edc53e58 pgo-postgres-cluster=postgres-operator-hippo
```

(This label uses the format <namespace>-<clusterName>).

Next, you will need to reference this persistent volume in your Postgres cluster manifest. For example:

```
apiVersion: postgres-operator.crunchydata.com/v1beta1
kind: PostgresCluster
metadata:
  name: hippo
spec:
  image: {{< param imageCrunchyPostgres >}}
  postgresVersion: {{< param postgresVersion >}}
  instances:
    - name: instance1
      dataVolumeClaimSpec:
        accessModes:
          - "ReadWriteOnce"
        resources:
          requests:
            storage: 1Gi
        selector:
          matchLabels:
            pgo-postgres-cluster: postgres-operator-hippo
      backups:
```



```
pgbackrest:
  image: {{< param imageCrunchyPGBackrest >}}
  repos:
  - name: repo1
    volume:
      volumeClaimSpec:
        accessModes:
        - "ReadWriteOnce"
        resources:
          requests:
            storage: 1Gi
```

Wait for the Pods to come up. You may see the Postgres Pod is in a **Pending** state. You will need to go in and clear the claim on the persistent volume that you want to use for this Postgres cluster, e.g.:

```
kubect1 patch pv pvc-aef7ee64-4495-4813-b896-8a67edc53e58 -p '{"spec":{"claimRef": null}}'
```

After that, your Postgres cluster will come up and will be using the previously used persistent volume!

If you ultimately want the volume to be deleted, you will need to revert the reclaim policy to **Delete**, e.g.:

```
kubect1 patch pv pvc-aef7ee64-4495-4813-b896-8a67edc53e58 -p
'{"spec":{"persistentVolumeReclaimPolicy":"Delete"}}'
```

After doing that, the next time you delete your Postgres cluster, the volume and your data will be deleted.

## Additional Notes on Storage Retention

Systems using “hostpath” storage or a storage class that does not support label selectors may not be able to use the label selector method for using a retained volume volume. You would have to specify the **volumeName** directly, e.g.:

```
apiVersion: postgres-operator.crunchydata.com/v1beta1
kind: PostgresCluster
metadata:
  name: hippo
spec:
  image: {{< param imageCrunchyPostgres >}}
  postgresVersion: {{< param postgresVersion >}}
  instances:
  - name: instance1
    dataVolumeClaimSpec:
      accessModes:
      - "ReadWriteOnce"
      resources:
        requests:
          storage: 1Gi
      volumeName: "pvc-aef7ee64-4495-4813-b896-8a67edc53e58"
  backups:
    pgbackrest:
      image: {{< param imageCrunchyPGBackrest >}}
      repos:
      - name: repo1
        volume:
          volumeClaimSpec:
            accessModes:
            - "ReadWriteOnce"
            resources:
              requests:
                storage: 1Gi
```

Additionally, to add additional replicas to your Postgres cluster, you will have to make changes to your spec. You can do one of the following:

1. Remove the volume-specific configuration from the volume claim spec (e.g. delete **spec.instances.selector** or **spec.instances.volumeName**).
2. Add a new instance set specifically for your replicas, e.g.:

```

apiVersion: postgres-operator.crunchydata.com/v1beta1
kind: PostgresCluster
metadata:
  name: hippo
spec:
  image: {{< param imageCrunchyPostgres >}}
  postgresVersion: {{< param postgresVersion >}}
  instances:
    - name: instance1
      dataVolumeClaimSpec:
        accessModes:
          - "ReadWriteOnce"
        resources:
          requests:
            storage: 1Gi
      selector:
        matchLabels:
          pgo-postgres-cluster: postgres-operator-hippo
    - name: instance2
      dataVolumeClaimSpec:
        accessModes:
          - "ReadWriteOnce"
        resources:
          requests:
            storage: 1Gi
  backups:
    pgbackrest:
      image: {{< param imageCrunchyPGBackrest >}}
      repos:
        - name: repo1
          volume:
            volumeClaimSpec:
              accessModes:
                - "ReadWriteOnce"
              resources:
                requests:
                  storage: 1Gi

```

[Logical replication](#) is a Postgres feature that provides a convenient way for moving data between databases, particularly Postgres clusters that are in an active state.

You can set up your PGO managed Postgres clusters to use logical replication. This guide provides an example for how to do so.

## Set Up Logical Replication

This example creates two separate Postgres clusters named **hippo** and **rhino**. We will logically replicate data from **rhino** to **hippo**. We can create these two Postgres clusters using the manifests below:

```

---
apiVersion: postgres-operator.crunchydata.com/v1beta1
kind: PostgresCluster
metadata:
  name: hippo
spec:
  image: {{< param imageCrunchyPostgres >}}
  postgresVersion: {{< param postgresVersion >}}
  instances:
    - dataVolumeClaimSpec:
        accessModes:
          - "ReadWriteOnce"
        resources:
          requests:
            storage: 1Gi
  backups:
    pgbackrest:

```

```

    image: {{< param imageCrunchyPGBackrest >}}
    repos:
    - name: repo1
      volume:
        volumeClaimSpec:
          accessModes:
          - "ReadWriteOnce"
          resources:
            requests:
              storage: 1Gi
---
apiVersion: postgres-operator.crunchydata.com/v1beta1
kind: PostgresCluster
metadata:
  name: rhino
spec:
  image: {{< param imageCrunchyPostgres >}}
  postgresVersion: {{< param postgresVersion >}}
  instances:
  - dataVolumeClaimSpec:
      accessModes:
      - "ReadWriteOnce"
      resources:
        requests:
          storage: 1Gi
  backups:
    pgbackrest:
      image: {{< param imageCrunchyPGBackrest >}}
      repos:
      - name: repo1
        volume:
          volumeClaimSpec:
            accessModes:
            - "ReadWriteOnce"
            resources:
              requests:
                storage: 1Gi
  users:
  - name: logic
    databases:
    - zoo
    options: "REPLICATION"

```

The key difference between the two Postgres clusters is this section in the **rhino** manifest:

```

users:
- name: logic
  databases:
  - zoo
  options: "REPLICATION"

```

This creates a database called **zoo** and a user named **logic** with **REPLICATION** privileges. This will allow for replicating data logically to the **hippo** Postgres cluster.

Create these two Postgres clusters. When the **rhino** cluster is ready, [log into the **zoo** database]({{< relref "tutorial/connect-cluster.md" >}}). For convenience, you can use the `kubectl exec` method of logging in:

```

kubectl exec -it -n postgres-operator -c database \
  $(kubectl get pods -n postgres-operator
    --selector='postgres-operator.crunchydata.com/cluster=rhino,postgres-operator.crunchydata.com/ro
    -o name) -- psql zoo

```

Let's create a simple table called **abc** that contains just integer data. We will also populate this table:

```

CREATE TABLE abc (id int PRIMARY KEY);
INSERT INTO abc SELECT * FROM generate_series(1,10);

```

We need to grant `SELECT` privileges to the `logic` user in order for it to perform an initial data synchronization during logical replication. You can do so with the following command:

```
GRANT SELECT ON abc TO logic;
```

Finally, create a [publication](#) that allows for the replication of data from `abc`:

```
CREATE PUBLICATION zoo FOR ALL TABLES;
```

Quit out of the `rhino` Postgres cluster.

For the next step, you will need to get the connection information for how to connection as the `logic` user to the `rhino` Postgres database. You can get the key information from the following commands, which return the hostname, username, and password:

```
kubect1 -n postgres-operator get secrets rhino-pguser-logic -o jsonpath={.data.host} | base64 -d
kubect1 -n postgres-operator get secrets rhino-pguser-logic -o jsonpath={.data.user} | base64 -d
kubect1 -n postgres-operator get secrets rhino-pguser-logic -o jsonpath={.data.password} | base64 -d
```

The host will be something like `rhino-primary.postgres-operator.svc` and the user will be `logic`. Further down, the guide references the password as `<LOGIC-PASSWORD>`. You can substitute the actual password there.

Log into the `hippo` Postgres cluster. Note that we are logging into the `postgres` database within the `hippo` cluster:

```
kubect1 exec -it -n postgres-operator -c database \
$(kubect1 get pods -n postgres-operator
--selector='postgres-operator.crunchydata.com/cluster=hippo,postgres-operator.crunchydata.com/ro
-o name) -- psql
```

Create a table called `abc` that is identical to the table in the `rhino` database:

```
CREATE TABLE abc (id int PRIMARY KEY);
```

Finally, create a [subscription](#) that will manage the data replication from `rhino` into `hippo`:

```
CREATE SUBSCRIPTION zoo
CONNECTION 'host=rhino-primary.postgres-operator.svc user=logic dbname=zoo
password=<LOGIC-PASSWORD>'
PUBLICATION zoo;
```

In a few moments, you should see the data replicated into your table:

```
TABLE abc;
```

which yields:

```
 id
----
 1
 2
 3
 4
 5
 6
 7
 8
 9
10
(10 rows)
```

You can further test that logical replication is working by modifying the data on `rhino` in the `abc` table, and the verifying that it is replicated into `hippo`.

[Extensions](#) combine functions, data types, casts, etc. – everything you need to add some new feature to PostgreSQL in an easy to install package. How easy to install? For many extensions, like the `fuzzystrmatch` extension, it's as easy as connecting to the database and running a command like this:

```
CREATE EXTENSION fuzzystrmatch;
```

However, in other cases, an extension might require additional configuration management. PGO lets you add those configurations to the `PostgresCluster` spec easily.

PGO also allows you to add a custom database initialization script in case you would like to automate how and where the extension is installed.

This guide will walk through adding custom configuration for an extension and automating installation, using the example of Crunchy Data’s own `pgnodemx` extension.

- `pgnodemx`

## pgnodemx

`pgnodemx` is a PostgreSQL extension that is able to pull container-specific metrics (e.g. CPU utilization, memory consumption) from the container itself via SQL queries.

In order to do this, `pgnodemx` requires information from the Kubernetes [DownwardAPI](#) to be mounted on the PostgreSQL pods. Please see the `pgnodemx` and the `DownwardAPI` section of the [backup architecture]({{< relref “architecture/backups.md” >}}) page for more information on where and how the `DownwardAPI` is mounted.

## pgnodemx Configuration

To enable the `pgnodemx` extension, we need to set certain configurations. Luckily, this can all be done directly through the spec:

```
spec:
  patroni:
    dynamicConfiguration:
      postgresql:
        parameters:
          shared_preload_libraries: pgnodemx
          pgnodemx.kdapi_enabled: on
          pgnodemx.kdapi_path: /etc/database-containerinfo
```

Those three settings will

- load `pgnodemx` at start;
- enable the `kdapi` functions (which are specific to the capture of Kubernetes `DownwardAPI` information);
- tell `pgnodemx` where those `DownwardAPI` files are mounted (at the `/etc/dabatase-containerinfo` path).

If you create a `PostgresCluster` with those configurations, you will be able to connect, create the extension in a database, and run the functions installed by that extension:

```
CREATE EXTENSION pgnodemx;
SELECT * FROM proc_diskstats();
```

## Automating pgnodemx Creation

Now that you know how to configure `pgnodemx`, let’s say you want to automate the creation of the extension in a particular database, or in all databases. We can do that through a custom database initialization.

First, we have to create a `ConfigMap` with the initialization SQL. Let’s start with the case where we want `pgnodemx` created for us in the `hippo` database. Our initialization SQL file might be named `init.sql` and look like this:

```
\c hippo\
CREATE EXTENSION pgnodemx;
```

Now we create the `ConfigMap` from that file in the same namespace as our `PostgresCluster` will be created:

```
kubect1 create configmap hippo-init-sql -n postgres-operator --from-file=init.sql=path/to/init.sql
```

You can check that the `ConfigMap` was created and has the right information:

```
kubectl get configmap -n postgres-operator hippo-init-sql -o yaml
```

```
apiVersion: v1
data:
  init.sql: |-
    \c hippo\
    CREATE EXTENSION pgnodemx;
kind: ConfigMap
metadata:
  name: hippo-init-sql
  namespace: postgres-operator
```

Now, in addition to the spec changes we made above to allow `pgnodemx` to run, we add that ConfigMap’s information to the PostgresCluster spec: the name of the ConfigMap (`hippo-init-sql`) and the key for the data (`init.sql`):

```
spec:
  databaseInitSQL:
    key: init.sql
    name: hippo-init-sql
```

Apply that spec to a new or existing PostgresCluster, and the pods should spin up with `pgnodemx` already installed in the `hippo` database.

PGO, the open source Postgres Operator, can use containers that are stored in private registries. There are a variety of techniques that are used to load containers from private registries, including [image pull secrets](#). This guide will demonstrate how to install PGO and deploy a Postgres cluster using the [Crunchy Data Customer Portal](#) registry as an example.

## Create an Image Pull Secret

The Kubernetes documentation provides several methods for creating [image pull secrets](#). You can choose the method that is most appropriate for your installation. You will need to create image pull secrets in the namespace that PGO is deployed and in each namespace where you plan to deploy Postgres clusters.

For example, to create an image pull secret for accessing the Crunchy Data Customer Portal image registry in the `postgres-operator` namespace, you can execute the following commands:

```
kubectl create ns postgres-operator
```

```
kubectl create secret docker-registry crunchy-regcred -n postgres-operator \
  --docker-server=registry.crunchydata.com \
  --docker-username=<YOUR USERNAME> \
  --docker-email=<YOUR EMAIL> \
  --docker-password=<YOUR PASSWORD>
```

This creates an image pull secret named `crunchy-regcred` in the `postgres-operator` namespace.

## Install PGO from a Private Registry

To [install PGO]({{< relref “installation/\_index.md” >}}) from a private registry, you will need to set an image pull secret on the installation manifest.

For example, to set up an image pull secret using the [Kustomize install method]({{< relref “installation/\_index.md” >}}) to install PGO from the [Crunchy Data Customer Portal](#), you can set the following in the `kustomize/install/default/kustomization.yaml` manifest:

```
images:
- name: postgres-operator
  newName: {{< param operatorRepositoryPrivate >}}
  newTag: {{< param postgresOperatorTag >}}

patchesJson6902:
- target:
    group: apps
    version: v1
    kind: Deployment
    name: pgo
  patch: |-
    - op: remove
```

```

    path: /spec/selector/matchLabels/app.kubernetes.io~1name
  - op: remove
    path: /spec/selector/matchLabels/app.kubernetes.io~1version
  - op: add
    path: /spec/template/spec/imagePullSecrets
    value:
      - name: crunchy-regcred

```

If you are using a version of kubectl prior to v1.21.0, you will have to create an explicit patch file named `install-ops.yaml`:

```

- op: remove
  path: /spec/selector/matchLabels/app.kubernetes.io~1name
- op: remove
  path: /spec/selector/matchLabels/app.kubernetes.io~1version
- op: add
  path: /spec/template/spec/imagePullSecrets
  value:
    - name: crunchy-regcred

```

and modify the manifest to be the following:

```

images:
- name: postgres-operator
  newName: {{< param operatorRepositoryPrivate >}}
  newTag: {{< param postgresOperatorTag >}}

patchesJson6902:
- target:
    group: apps
    version: v1
    kind: Deployment
    name: pgo
    path: install-ops.yaml

```

You can then install PGO from the private registry using the standard installation procedure, e.g.:

```
kubectl apply --server-side -k kustomize/install/default
```

## Deploy a Postgres cluster from a Private Registry

To deploy a Postgres cluster using images from a private registry, you will need to set the value of `spec.imagePullSecrets` on a `PostgresCluster` custom resource.

For example, to deploy a Postgres cluster using images from the [Crunchy Data Customer Portal](#) with an image pull secret in the `postgres-operator` namespace, you can use the following manifest:

```

apiVersion: postgres-operator.crunchydata.com/v1beta1
kind: PostgresCluster
metadata:
  name: hippo
spec:
  imagePullSecrets:
    - name: crunchy-regcred
  image: {{< param imageCrunchyPostgresPrivate >}}
  postgresVersion: {{< param postgresVersion >}}
  instances:
    - name: instance1
      dataVolumeClaimSpec:
        accessModes:
          - "ReadWriteOnce"
        resources:
          requests:
            storage: 1Gi
  backups:
    pgbackrest:
      image: {{< param imageCrunchyPGBackrestPrivate >}}

```

```

repos:
- name: repo1
  volume:
    volumeClaimSpec:
      accessModes:
      - "ReadWriteOnce"
      resources:
        requests:
          storage: 1Gi

```

The goal of PGO, the Postgres Operator from Crunchy Data is to provide a means to quickly get your applications up and running on Postgres for both development and production environments. To understand how PGO does this, we want to give you a tour of its architecture, with explains both the architecture of the PostgreSQL Operator itself as well as recommended deployment models for PostgreSQL in production!

## PGO Architecture

The Crunchy PostgreSQL Operator extends Kubernetes to provide a higher-level abstraction for rapid creation and management of PostgreSQL clusters. The Crunchy PostgreSQL Operator leverages a Kubernetes concept referred to as “[Custom Resources](#)” to create several [custom resource definitions \(CRDs\)](#) that allow for the management of PostgreSQL clusters.

The main custom resource definition is `[postgresclusters.postgres-operator.crunchydata.com]({{< relref “references/crd.md” >}})`. This allows you to control all the information about a Postgres cluster, including:

- General information
- Resource allocation
- High availability
- Backup management
- Where and how it is deployed (affinity, tolerations, topology spread constraints)
- Disaster Recovery / standby clusters
- Monitoring

and more.

PGO itself runs as a Deployment and is composed of a single container.

- **operator** (image: postgres-operator) - This is the heart of the PostgreSQL Operator. It contains a series of Kubernetes [controllers](#) that place watch events on a series of native Kubernetes resources (Jobs, Pods) as well as the Custom Resources that come with the PostgreSQL Operator (Pgcluster, Pgtask)

The main purpose of PGO is to create and update information around the structure of a Postgres Cluster, and to relay information about the overall status and health of a PostgreSQL cluster. The goal is to also simplify this process as much as possible for users. For example, let’s say we want to create a high-availability PostgreSQL cluster that has multiple replicas, supports having backups in both a local storage area and Amazon S3 and has built-in metrics and connection pooling, similar to:

This can be accomplished with a relatively simple manifest. Please refer to the `[tutorial]({{< relref “tutorial/_index.md” >}})` for how to accomplish this, or see the [Postgres Operator examples](#) repo.

The Postgres Operator handles setting up all of the various StatefulSets, Deployments, Services and other Kubernetes objects.

You will also notice that **high-availability is enabled by default** if you deploy at least one Postgres replica. The Crunchy PostgreSQL Operator uses a distributed-consensus method for PostgreSQL cluster high-availability, and as such delegates the management of each cluster’s availability to the clusters themselves. This removes the PostgreSQL Operator from being a single-point-of-failure, and has benefits such as faster recovery times for each PostgreSQL cluster. For a detailed discussion on high-availability, please see the `[High-Availability]({{< relref “architecture/high-availability.md” >}})` section.

## Kubernetes StatefulSets: The PGO Deployment Model

PGO, the Postgres Operator from Crunchy Data, uses [Kubernetes StatefulSets](#) for running Postgres instances, and will use [Deployments](#) for more ephemeral services.

PGO deploys Kubernetes Statefulsets in a way to allow for creating both different Postgres instance groups and be able to support advanced operations such as rolling updates that minimize or eliminate Postgres downtime. Additional components in our PostgreSQL cluster, such as the pgBackRest repository or an optional PgBouncer, are deployed with Kubernetes Deployments.



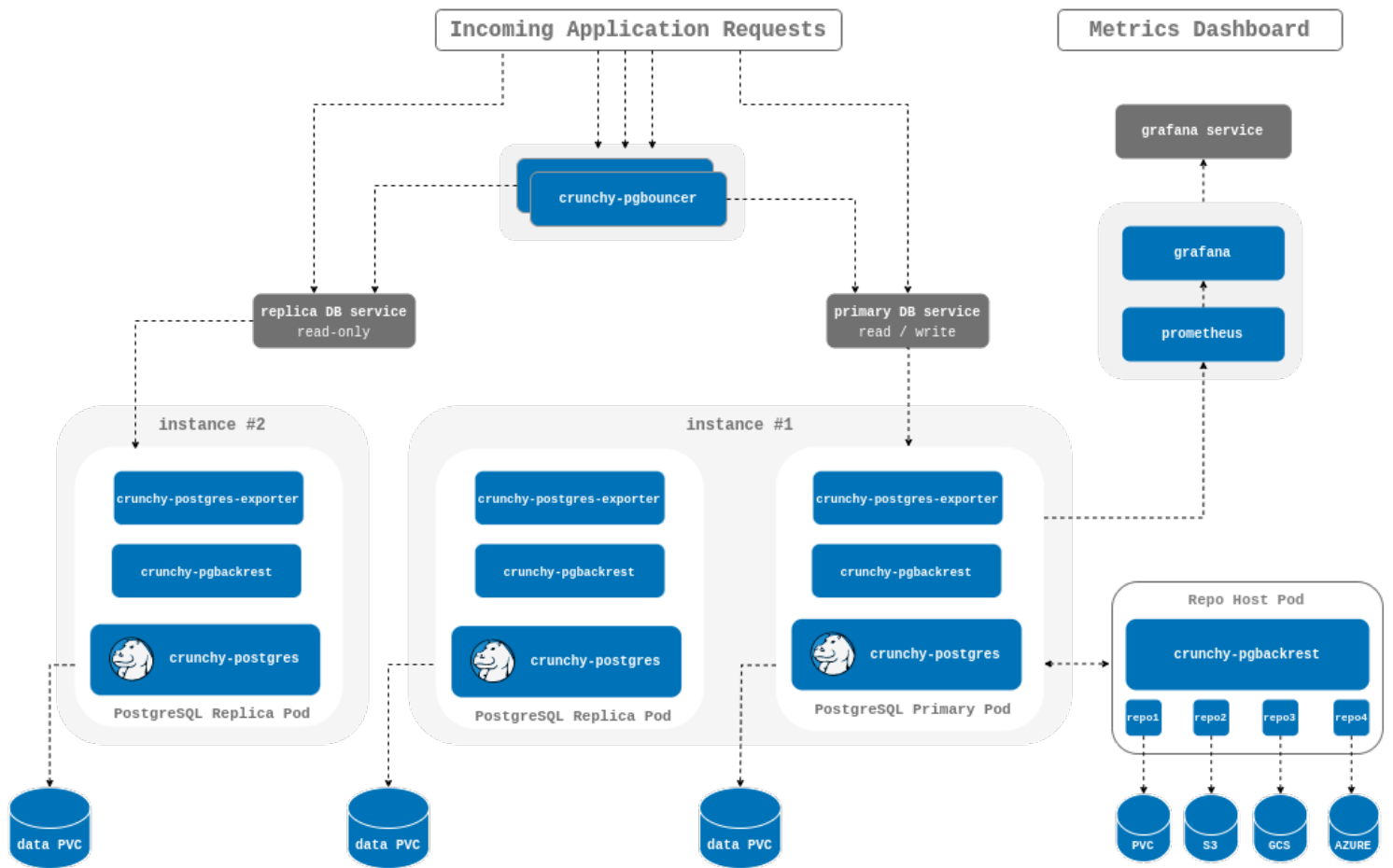


Figure 1: PostgreSQL Cluster Architecture

With the PGO architecture, we can also leverage Statefulsets to apply affinity and toleration rules across every Postgres instance or individual ones. For instance, we may want to force one or more of our PostgreSQL replicas to run on Nodes in a different region than our primary PostgreSQL instances.

What’s great about this is that PGO manages this for you so you don’t have to worry! Being aware of this model can help you understand how the Postgres Operator gives you maximum flexibility for your PostgreSQL clusters while giving you the tools to troubleshoot issues in production.

The last piece of this model is the use of [Kubernetes Services](#) for accessing your PostgreSQL clusters and their various components. The PostgreSQL Operator puts services in front of each Deployment to ensure you have a known, consistent means of accessing your PostgreSQL components.

Note that in some production environments, there can be delays in accessing Services during transition events. The PostgreSQL Operator attempts to mitigate delays during critical operations (e.g. failover, restore, etc.) by directly accessing the Kubernetes Pods to perform given actions.

## Additional Architecture Information

There is certainly a lot to unpack in the overall architecture of PGO. Understanding the architecture will help you to plan the deployment model that is best for your environment. For more information on the architectures of various components of the PostgreSQL Operator, please read onward!

One of the great things about PostgreSQL is its reliability: it is very stable and typically “just works.” However, there are certain things that can happen in the environment that PostgreSQL is deployed in that can affect its uptime, including:

- The database storage disk fails or some other hardware failure occurs
- The network on which the database resides becomes unreachable
- The host operating system becomes unstable and crashes
- A key database file becomes corrupted
- A data center is lost

There may also be downtime events that are due to the normal case of operations, such as performing a minor upgrade, security patching of operating system, hardware upgrade, or other maintenance.

Fortunately, PGO, the Postgres Operator from Crunchy Data, is prepared for this.

The Crunchy PostgreSQL Operator supports a distributed-consensus based high availability (HA) system that keeps its managed PostgreSQL clusters up and running, even if the PostgreSQL Operator disappears. Additionally, it leverages Kubernetes specific features such as [Pod Anti-Affinity](#) to limit the surface area that could lead to a PostgreSQL cluster becoming unavailable. The PostgreSQL Operator also supports automatic healing of failed primaries and leverages the efficient pgBackRest “delta restore” method, which eliminates the need to fully reprovision a failed cluster!

The Crunchy PostgreSQL Operator also maintains high availability during a routine task such as a PostgreSQL minor version upgrade.

For workloads that are sensitive to transaction loss, PGO supports PostgreSQL synchronous replication.

The high availability backing for your PostgreSQL cluster is only as good as your high availability backing for Kubernetes. To learn more about creating a [high availability Kubernetes cluster](#), please review the [Kubernetes documentation](#) or consult your systems administrator.

## The Crunchy Postgres Operator High Availability Algorithm

A critical aspect of any production-grade PostgreSQL deployment is a reliable and effective high availability (HA) solution. Organizations want to know that their PostgreSQL deployments can remain available despite various issues that have the potential to disrupt operations, including hardware failures, network outages, software errors, or even human mistakes.

The key portion of high availability that the PostgreSQL Operator provides is that it delegates the management of HA to the PostgreSQL clusters themselves. This ensures that the PostgreSQL Operator is not a single-point of failure for the availability of any of the PostgreSQL clusters that it manages, as the PostgreSQL Operator is only maintaining the definitions of what should be in the cluster (e.g. how many instances in the cluster, etc.).

Each HA PostgreSQL cluster maintains its availability by using Patroni to manage failover when the primary becomes compromised. Patroni stores the primary’s ID in annotations on a Kubernetes **Endpoints** object which acts as a lease. The primary must periodically renew the lease to signal that it’s healthy. If the primary misses its deadline, replicas compare their WAL positions to see who has the most up-to-date data. Instances with the latest data try to overwrite the ID on the lease. The first to succeed becomes the new primary, and all others follow the new primary.

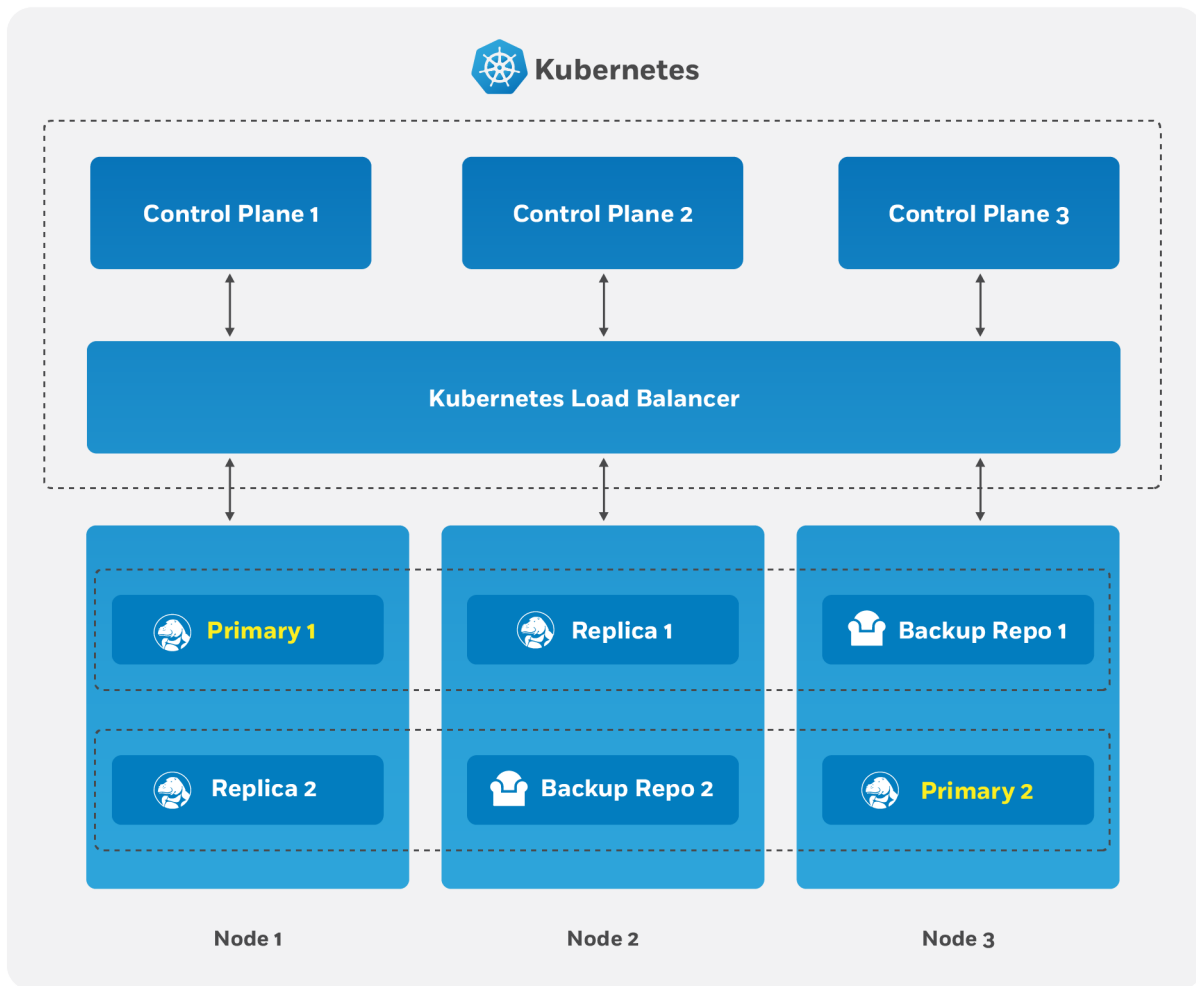


Figure 2: PostgreSQL Operator high availability Overview

# How The Crunchy PostgreSQL Operator Uses Pod Anti-Affinity

Kubernetes has two types of Pod anti-affinity:

- Preferred: With preferred (`preferredDuringSchedulingIgnoredDuringExecution`) Pod anti-affinity, Kubernetes will make a best effort to schedule Pods matching the anti-affinity rules to different Nodes. However, if it is not possible to do so, then Kubernetes may schedule one or more Pods to the same Node.
- Required: With required (`requiredDuringSchedulingIgnoredDuringExecution`) Pod anti-affinity, Kubernetes mandates that each Pod matching the anti-affinity rules **must** be scheduled to different Nodes. However, a Pod may not be scheduled if Kubernetes cannot find a Node that does not contain a Pod matching the rules.

There is a tradeoff with these two types of pod anti-affinity: while “required” anti-affinity will ensure that all the matching Pods are scheduled on different Nodes, if Kubernetes cannot find an available Node, your Postgres instance may not be scheduled. Likewise, while “preferred” anti-affinity will make a best effort to scheduled your Pods on different Nodes, Kubernetes may compromise and schedule more than one Postgres instance of the same cluster on the same Node.

By understanding these tradeoffs, the makeup of your Kubernetes cluster, and your requirements, you can choose the method that makes the most sense for your Postgres deployment. We’ll show examples of both methods below!

For an example for how pod anti-affinity works with PGO, please see the [\[high availability tutorial\]\({{< relref “tutorial/high-availability.md” >}}#pod-anti-affinity\)](#).

## Synchronous Replication: Guarding Against Transactions Loss

Clusters managed by the Crunchy PostgreSQL Operator can be deployed with synchronous replication, which is useful for workloads that are sensitive to losing transactions, as PostgreSQL will not consider a transaction to be committed until it is committed to all synchronous replicas connected to a primary. This provides a higher guarantee of data consistency and, when a healthy synchronous replica is present, a guarantee of the most up-to-date data during a failover event.

This comes at a cost of performance: PostgreSQL has to wait for a transaction to be committed on all synchronous replicas, and a connected client will have to wait longer than if the transaction only had to be committed on the primary (which is how asynchronous replication works). Additionally, there is a potential impact to availability: if a synchronous replica crashes, any writes to the primary will be blocked until a replica is promoted to become a new synchronous replica of the primary.

## Node Affinity

Kubernetes [Node Affinity](#) can be used to scheduled Pods to specific Nodes within a Kubernetes cluster. This can be useful when you want your PostgreSQL instances to take advantage of specific hardware (e.g. for geospatial applications) or if you want to have a replica instance deployed to a specific region within your Kubernetes cluster for high availability purposes.

For an example for how node affinity works with PGO, please see the [\[high availability tutorial\]\({{< relref “tutorial/high-availability.md” >}}##node-affinity\)](#).

## Tolerations

Kubernetes [Tolerations](#) can help with the scheduling of Pods to appropriate nodes. There are many reasons that a Kubernetes administrator may want to use tolerations, such as restricting the types of Pods that can be assigned to particular Nodes. Reasoning and strategy for using taints and tolerations is outside the scope of this documentation.

You can configure the tolerations for your Postgres instances on the `postgresclusters` custom resource.

## Pod Topology Spread Constraints

Kubernetes [Pod Topology Spread Constraints](#) can also help you efficiently schedule your workloads by ensuring your Pods are not scheduled in only one portion of your Kubernetes cluster. By spreading your Pods across your Kubernetes cluster among your various failure-domains, such as regions, zones, nodes, and other user-defined topology domains, you can achieve high availability as well as efficient resource utilization.

For an example of how pod topology spread constraints work with PGO, please see the [\[high availability tutorial\]\({{< relref “tutorial/high-availability.md” >}}#pod-topology-spread-constraints\)](#).

# Rolling Updates

During the lifecycle of a PostgreSQL cluster, there are certain events that may require a planned restart, such as an update to a “restart required” PostgreSQL configuration setting (e.g. [shared\\_buffers](#)) or a change to a Kubernetes Pod template (e.g. [changing the memory request]({{< relref “tutorial/resize-cluster.md”>}}#customize-cpu-memory)). Restarts can be disruptive in a high availability deployment, which is why many setups employ a “[rolling update](#)” [strategy](#) (aka a “rolling restart”) to minimize or eliminate downtime during a planned restart.

Because PostgreSQL is a stateful application, a simple rolling restart strategy will not work: PostgreSQL needs to ensure that there is a primary available that can accept reads and writes. This requires following a method that will minimize the amount of downtime when the primary is taken offline for a restart.

The PostgreSQL Operator uses the following algorithm to perform the rolling restart to minimize any potential interruptions:

1. Each replica is updated in sequential order. This follows the following process:
2. The replica is explicitly shut down to ensure any outstanding changes are flushed to disk.
3. If requested, the PostgreSQL Operator will apply any changes to the Pod.
4. The replica is brought back online. The PostgreSQL Operator waits for the replica to become available before it proceeds to the next replica.
5. The above steps are repeated until all of the replicas are restarted.
6. A controlled switchover is performed. The PostgreSQL Operator determines which replica is the best candidate to become the new primary. It then demotes the primary to become a replica and promotes the best candidate to become the new primary.
7. The former primary follows a process similar to what is described in step 1.

The downtime is thus constrained to the amount of time the switchover takes.

PGO will automatically detect when to apply a rolling update.

## Pod Disruption Budgets

Pods in a Kubernetes cluster can experience [voluntary disruptions](#) as a result of actions initiated by the application owner or a Cluster Administrator. During these voluntary disruptions Pod Disruption Budgets (PDBs) can be used to ensure that a minimum number of Pods will be running. The operator allows you to define a minimum number of Pods that should be available for instance sets and PgBouncer deployments in your postgrescluster. This minimum is configured in the postgrescluster spec and will be used to create PDBs associated to a resource defined in the spec. For example, the following spec will create two PDBs, one for `instance1` and one for the PgBouncer deployment:

```
spec:
  instances:
    - name: instance1
      replicas: 3
      minAvailable: 1
  proxy:
    pgBouncer:
      replicas: 3
      minAvailable: 1
```

The `minAvailable` field accepts number (3) or string percentage (50%) values. For more information see [Specifying a PodDisruptionBudget](#).

If `minAvailable` is set to 0, we will not reconcile a PDB for the resource and any existing PDBs will be removed. This will effectively disable Pod Disruption Budgets for the resource.

If `minAvailable` is not provided for an object, a default value will be defined based on the number of replicas defined for that object. If there is one replica, a PDB will not be created. If there is more than one replica defined, a minimum of one Pod will be used.

When using the PostgreSQL Operator, the answer to the question “do you take backups of your database” is automatically “yes!”

The PostgreSQL Operator uses the open source [pgBackRest](#) backup and restore utility that is designed for working with databases that are many terabytes in size. As described in the [tutorial]({{< relref “/tutorial/backups.md” >}}), pgBackRest is enabled by default as it permits the PostgreSQL Operator to automate some advanced as well as convenient behaviors, including:

- Efficient provisioning of new replicas that are added to the PostgreSQL cluster
- Preventing replicas from falling out of sync from the PostgreSQL primary by allowing them to replay old WAL logs

- Allowing failed primaries to automatically and efficiently heal using the “delta restore” feature
- Serving as the basis for the cluster cloning feature
- ...and of course, allowing for one to take full, differential, and incremental backups and perform full and point-in-time restores

Below is one example of how PGO manages backups with both a local storage and a Amazon S3 configuration.

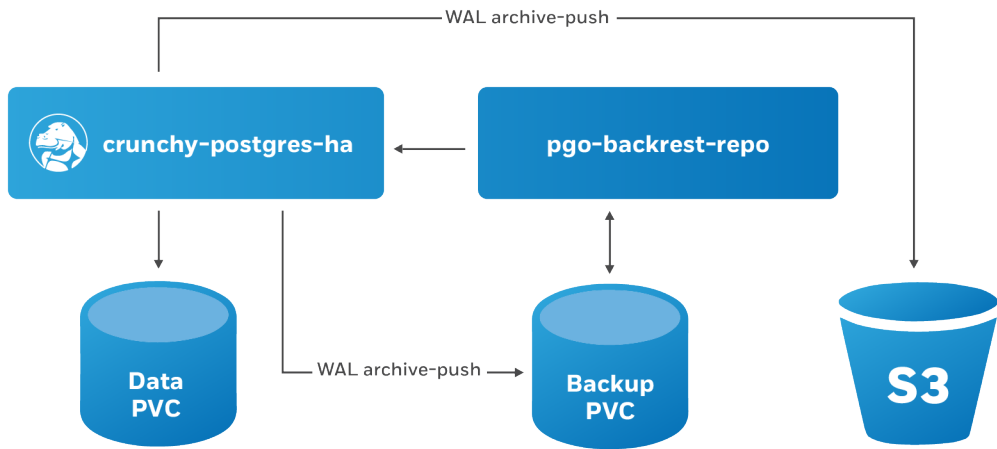


Figure 3: PostgreSQL Operator pgBackRest Integration

The PostgreSQL Operator leverages a pgBackRest repository to facilitate the usage of the pgBackRest features in a PostgreSQL cluster. When a new PostgreSQL cluster is created, it simultaneously creates a pgBackRest repository.

You can store your pgBackRest backups in up to four different locations and using four different storage types:

- Any Kubernetes supported storage class
- Amazon S3 (or S3 equivalents like MinIO)
- Google Cloud Storage (GCS)
- Azure Blob Storage

PostgreSQL is automatically configured to use the `pgbackrest archive-push` command to archive the write-ahead log (WAL) in all repositories.

## Backups

PGO supports three types of pgBackRest backups:

- Full: A full backup of all the contents of the PostgreSQL cluster
- Differential: A backup of only the files that have changed since the last full backup
- Incremental: A backup of only the files that have changed since the last full, differential, or incremental backup

## Scheduling Backups

Any effective disaster recovery strategy includes having regularly scheduled backups. PGO enables this by managing a series of Kubernetes CronJobs to ensure that backups are executed at scheduled times.

Note that pgBackRest presently only supports taking one backup at a time. This may change in a future release, but for the time being we suggest that you stagger your backup times.

Please see the [backup management tutorial]({{< relref “/tutorial/backup-management.md” >}}) for how to set up backup schedules and configure retention policies.

## Restores

The PostgreSQL Operator supports the ability to perform a full restore on a PostgreSQL cluster as well as a point-in-time-recovery. There are two types of ways to restore a cluster:

- Restore to a new cluster
- Restore in-place

For examples of this, please see the [disaster recovery tutorial]({{< relref “/tutorial/disaster-recovery.md” >}})

## Deleting a Backup

If you delete a backup that is *not* set to expire, you may be unable to meet your retention requirements. If you are deleting backups to free space, it is recommended to delete your oldest backups first.

A backup can be deleted by running the `pgbackrest expire` command directly on the pgBackRest repository Pod or a Postgres instance.

Deploying to your Kubernetes cluster may allow for greater reliability than other environments, but that’s only the case when it’s configured correctly. Fortunately, PGO, the Postgres Operator from Crunchy Data, is ready to help with helpful default settings to ensure you make the most out of your Kubernetes environment!

## High Availability By Default

As shown in the [high availability tutorial]({{< relref “tutorial/high-availability.md” >}}#pod-topology-spread-constraints), PGO supports the use of [Pod Topology Spread Constraints](#) to customize your Pod deployment strategy, but useful defaults are already in place for you without any additional configuration required!

PGO’s default scheduling constraints for HA is implemented for the various Pods comprising a PostgreSQL cluster, specifically to ensure the Operator always deploys a High-Availability cluster architecture by default.

Using Pod Topology Spread Constraints, the general scheduling guidelines are as follows:

- Pods are only considered from the same cluster.
- PgBouncer pods are only considered amongst other PgBouncer pods.
- Postgres pods are considered amongst all Postgres pods and pgBackRest repo host Pods.
- pgBackRest repo host Pods are considered amongst all Postgres pods and pgBackRest repo hosts Pods.
- Pods are scheduled across the different `kubernetes.io/hostname` and `topology.kubernetes.io/zone` failure domains.
- Pods are scheduled when there are fewer nodes than pods, e.g. single node.

With the above configuration, your data is distributed as widely as possible throughout your Kubernetes cluster to maximize safety.

## Customization

While the default scheduling settings are designed to meet the widest variety of environments, they can be customized or removed as needed. Assuming a PostgresCluster named ‘hippo’, the default Pod Topology Spread Constraints applied on Postgres Instance and pgBackRest Repo Host Pods are as follows:

```
topologySpreadConstraints:
- maxSkew: 1
  topologyKey: kubernetes.io/hostname
  whenUnsatisfiable: ScheduleAnyway
  labelSelector:
    matchLabels:
      postgres-operator.crunchydata.com/cluster: hippo
  matchExpressions:
  - key: postgres-operator.crunchydata.com/data
    operator: In
    values:
    - postgres
    - pgbackrest
- maxSkew: 1
  topologyKey: topology.kubernetes.io/zone
  whenUnsatisfiable: ScheduleAnyway
```

```

labelSelector:
  matchLabels:
    postgres-operator.crunchydata.com/cluster: hippo
  matchExpressions:
  - key: postgres-operator.crunchydata.com/data
    operator: In
    values:
    - postgres
    - pgbackrest

```

Similarly, for PgBouncer Pods they will be:

```

topologySpreadConstraints:
  - maxSkew: 1
    topologyKey: kubernetes.io/hostname
    whenUnsatisfiable: ScheduleAnyway
    labelSelector:
      matchLabels:
        postgres-operator.crunchydata.com/cluster: hippo
        postgres-operator.crunchydata.com/role: pgbouncer
  - maxSkew: 1
    topologyKey: topology.kubernetes.io/zone
    whenUnsatisfiable: ScheduleAnyway
    labelSelector:
      matchLabels:
        postgres-operator.crunchydata.com/cluster: hippo
        postgres-operator.crunchydata.com/role: pgbouncer

```

Which, as described in the [API documentation](#), means that there should be a maximum of one Pod difference within the `kubernetes.io/hostname` and `topology.kubernetes.io/zone` failure domains when considering either `data` Pods, i.e. Postgres Instance or pgBackRest repo host Pods from a single PostgresCluster or when considering PgBouncer Pods from a single PostgresCluster.

Any other scheduling configuration settings, such as [Affinity](#), [Anti-affinity](#), [Taints](#), [Tolerations](#), or other [Pod Topology Spread Constraints](#) will be added in addition to these defaults. Care should be taken to ensure the combined effect of these settings are appropriate for your Kubernetes cluster.

In cases where these defaults are not desired, PGO does provide a method to disable the default Pod scheduling by setting the `spec.disableDefaultPodScheduling` to `'true'`.

PGO manages PostgreSQL users that you define in `[PostgresCluster.spec.users]({{< relref "/references/crd#postgresclusterspecusersindex" >}})`. There, you can list their [role attributes](#) and which databases they can access.

Below is some information on how the user and database management systems work. To try out some examples, please see the `[user and database management]({{< relref "tutorial/user-management.md" >}})` section of the `[tutorial]({{< relref "tutorial/_index.md" >}})`.

## Understanding Default User Management

When you create a Postgres cluster with PGO and do not specify any additional users or databases, PGO will do the following:

- Create a database that matches the name of the Postgres cluster.
- Create an unprivileged Postgres user with the name of the cluster. This user has access to the database created in the previous step.
- Create a Secret with the login credentials and connection details for the Postgres user in relation to the database. This is stored in a Secret named `<clusterName>-pguser-<clusterName>`. These credentials include:
  - `user`: The name of the user account.
  - `password`: The password for the user account.
  - `dbname`: The name of the database that the user has access to by default.
  - `host`: The name of the host of the database. This references the [Service](#) of the primary Postgres instance.
  - `port`: The port that the database is listening on.
  - `uri`: A [PostgreSQL connection URI](#) that provides all the information for logging into the Postgres database.
  - `jdbc-uri`: A [PostgreSQL JDBC connection URI](#) that provides all the information for logging into the Postgres database via the JDBC driver.

You can see this default behavior in the `[connect to a cluster]({{< relref "tutorial/connect-cluster.md" >}})` portion of the tutorial.

As an example, using our `hippo` Postgres cluster, we would see the following created:



- A database named **hippo**.
- A Postgres user named **hippo**.
- A Secret named **hippo-pguser-hippo** that contains the user credentials and connection information.

While the above defaults may work for your application, there are certain cases where you may need to customize your user and databases:

- You may require access to the **postgres** superuser.
- You may need to define privileges for your users.
- You may need multiple databases in your cluster, e.g. in a multi-tenant application.
- Certain users may only be able to access certain databases.

## Custom Users and Databases

Users and databases can be customized in the **spec.users** section of the custom resource. These can be added during cluster creation and adjusted over time, but it's important to note the following:

- If **spec.users** is set during cluster creation, PGO will **not** create any default users or databases except for **postgres**. If you want additional databases, you will need to specify them.
- For any users added in **spec.users**, PGO will create a Secret of the format **<clusterName>-pguser-<userName>**. This will contain the user credentials.
- If no databases are specified, **dbname** and **uri** will not be present in the Secret.
- If at least one **spec.users.databases** is specified, the first database in the list will be populated into the connection credentials.
- To prevent accidental data loss, PGO does not automatically drop users. We will see how to drop a user below.
- Similarly, to prevent accidental data loss PGO does not automatically drop databases. We will see how to drop a database below.
- Role attributes are not automatically dropped if you remove them. You will have to set the inverse attribute to drop them (e.g. **NOSUPERUSER**).
- The special **postgres** user can be added as one of the custom users; however, the privileges of the users cannot be adjusted.

For specific examples for how to manage users, please see the [user and database management]({{< relref "tutorial/user-management.md" >}}) section of the [tutorial]({{< relref "tutorial/\_index.md" >}}).

## Generated Passwords

PGO generates a random password for each Postgres user it creates. Postgres allows almost any character in its passwords, but your application may have stricter requirements. To have PGO generate a password without special characters, set the **spec.users.password.type** field for that user to **AlphaNumeric**. For complete control over a user's password, see the **custom passwords** section.

To have PGO generate a new password, remove the existing **password** field from the user *Secret*. For example, on a Postgres cluster named **hippo** in the **postgres-operator** namespace with a Postgres user named **hippo**, use the following **kubectl patch** command:

```
kubectl patch secret -n postgres-operator hippo-pguser-hippo -p '{"data":{"password":""}}'
```

## Custom Passwords

There are cases where you may want to explicitly provide your own password for a Postgres user. PGO determines the password from an attribute in the user Secret called **verifier**. This contains a hashed copy of your password. When **verifier** changes, PGO will load the contents of the verifier into your Postgres cluster. This method allows for the secure transmission of the password into the Postgres database.

Postgres provides two methods for hashing passwords: SCRAM-SHA-256 and MD5. PGO uses the preferred (and as of PostgreSQL 14, default) method, SCRAM-SHA-256.

There are two ways you can set a custom password for a user. You can provide a plaintext password in the **password** field and remove the **verifier**. When PGO detects a password without a verifier it will generate the SCRAM **verifier** for you. Optionally, you can generate your own password and verifier. When both values are found in the user secret PGO will not generate anything. Once the password and verifier are found PGO will ensure the provided credential is properly set in postgres.

## Example

For example, let's say we have a Postgres cluster named `hippo` and a Postgres user named `hippo`. The Secret then would be called `hippo-pguser-hippo`. We want to set the password for `hippo` to be `datalake` and we can achieve this with a simple `kubectl patch` command. The below assumes that the Secret is stored in the `postgres-operator` namespace:

```
kubectl patch secret -n postgres-operator hippo-pguser-hippo -p \
'{"stringData":{"password":"datalake","verifier":""}}'
```

We can take advantage of the [Kubernetes Secret](#) `stringData` field to specify non-binary secret data in string form.

PGO generates the SCRAM verifier and applies the updated password to Postgres, and you will be able to log in with the password `datalake`.

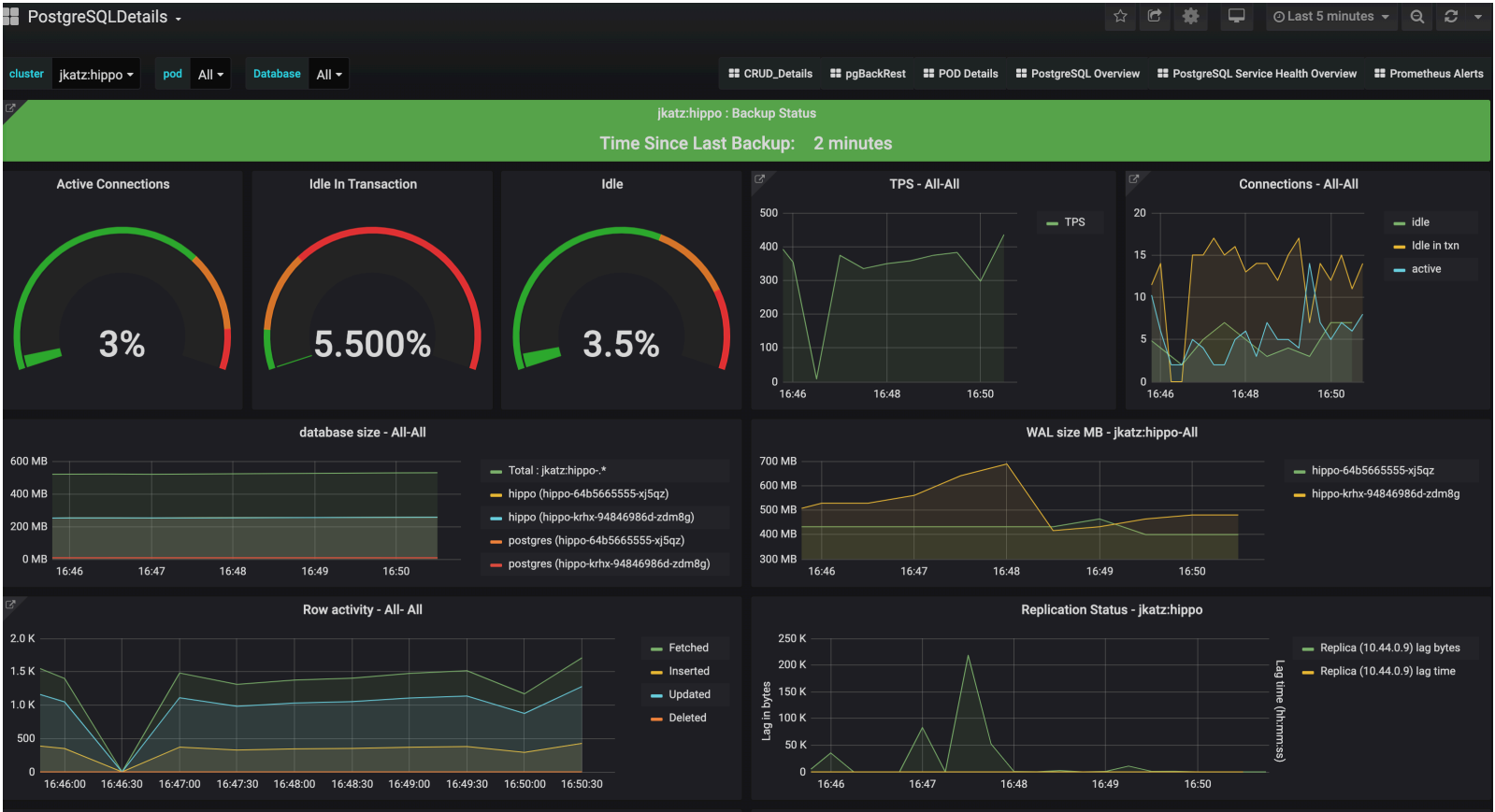


Figure 4: PostgreSQL Operator Monitoring

While having [high availability]({{< relref “architecture/high-availability.md” >}}), [backups]({{< relref “architecture/backups.md” >}}), and disaster recovery systems in place helps in the event of something going wrong with your PostgreSQL cluster, monitoring helps you anticipate problems before they happen. Additionally, monitoring can help you diagnose and resolve additional issues that may not result in downtime, but cause degraded performance.

There are many different ways to monitor systems within Kubernetes, including tools that come with Kubernetes itself. This is by no means to be a comprehensive on how to monitor everything in Kubernetes, but rather what the PostgreSQL Operator provides to give you an [out-of-the-box monitoring solution]({{< relref “installation/monitoring/\_index.md” >}}).

## Getting Started

If you want to install the metrics stack, please visit the [installation]({{< relref “installation/monitoring/\_index.md” >}}) instructions for the [PostgreSQL Operator Monitoring]({{< relref “installation/monitoring/\_index.md” >}}) stack.

## Components

The [PostgreSQL Operator Monitoring]({{< relref “installation/monitoring/\_index.md” >}}) stack is made up of several open source components:

- [pgMonitor](#), which provides the core of the monitoring infrastructure including the following components:

- [postgres\\_exporter](#), which provides queries used to collect metrics information about a PostgreSQL instance.
- [Prometheus](#), a time-series database that scrapes and stores the collected metrics so they can be consumed by other services.
- [Grafana](#), a visualization tool that provides charting and other capabilities for viewing the collected monitoring data.
- [Alertmanager](#), a tool that can send alerts when metrics hit a certain threshold that require someone to intervene.
- [pgnodemx](#), a PostgreSQL extension that is able to pull container-specific metrics (e.g. CPU utilization, memory consumption) from the container itself via SQL queries.

## pgnodemx and the DownwardAPI

pgnodemx is able to pull and format container-specific metrics by accessing several Kubernetes fields that are mounted from the pod to the `database` container’s filesystem. By default, these fields include the pod’s labels and annotations, as well as the `database` pod’s CPU and memory. These fields are mounted at the `/etc/database-containerinfo` path.

## Visualizations

Below is a brief description of all the visualizations provided by the [PostgreSQL Operator Monitoring]({{< relref “installation/monitoring/\_index.md” >}}) stack. Some of the descriptions may include some directional guidance on how to interpret the charts, though this is only to provide a starting point: actual causes and effects of issues can vary between systems.

Many of the visualizations can be broken down based on the following groupings:

- Cluster: which PostgreSQL cluster should be viewed
- Pod: the specific Pod or PostgreSQL instance

## Overview

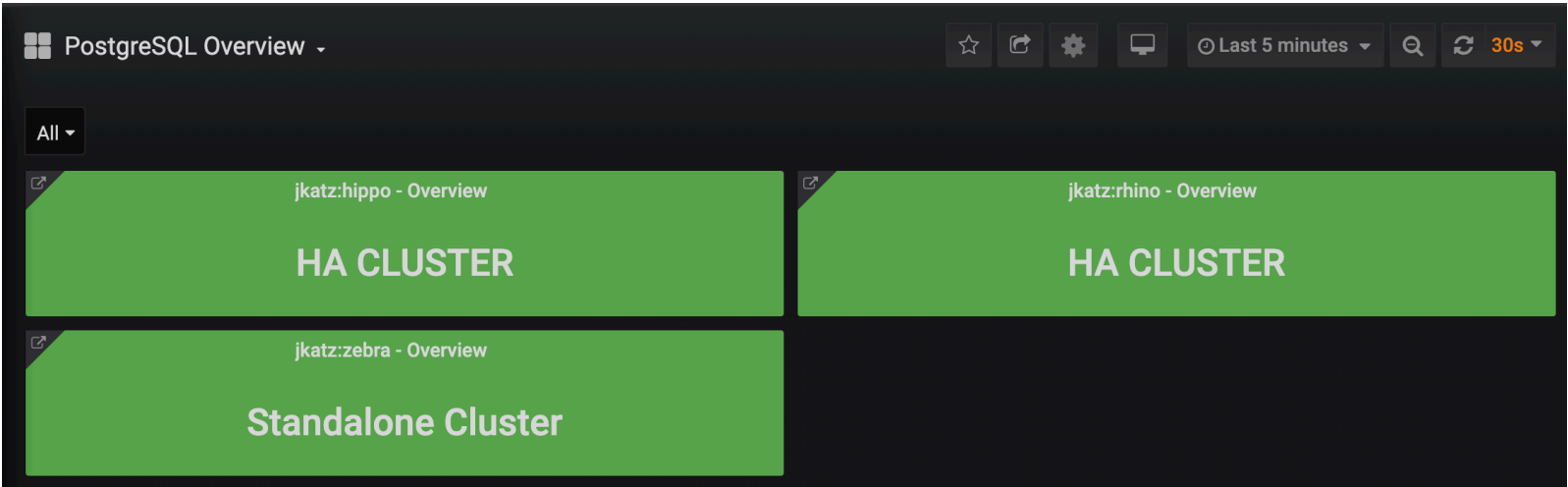


Figure 5: PostgreSQL Operator Monitoring - Overview

The overview provides an overview of all of the PostgreSQL clusters that are being monitoring by the PostgreSQL Operator Monitoring stack. This includes the following information:

- The name of the PostgreSQL cluster and the namespace that it is in
- The type of PostgreSQL cluster (HA [high availability] or standalone)
- The status of the cluster, as indicate by color. Green indicates the cluster is available, red indicates that it is not.

Each entry is clickable to provide additional cluster details.

## PostgreSQL Details

The PostgreSQL Details view provides more information about a specific PostgreSQL cluster that is being managed and monitored by the PostgreSQL Operator. These include many key PostgreSQL-specific metrics that help make decisions around managing a PostgreSQL cluster. These include:

- Backup Status: The last time a backup was taken of the cluster. Green is good. Orange means that a backup has not been taken in more than a day and may warrant investigation.

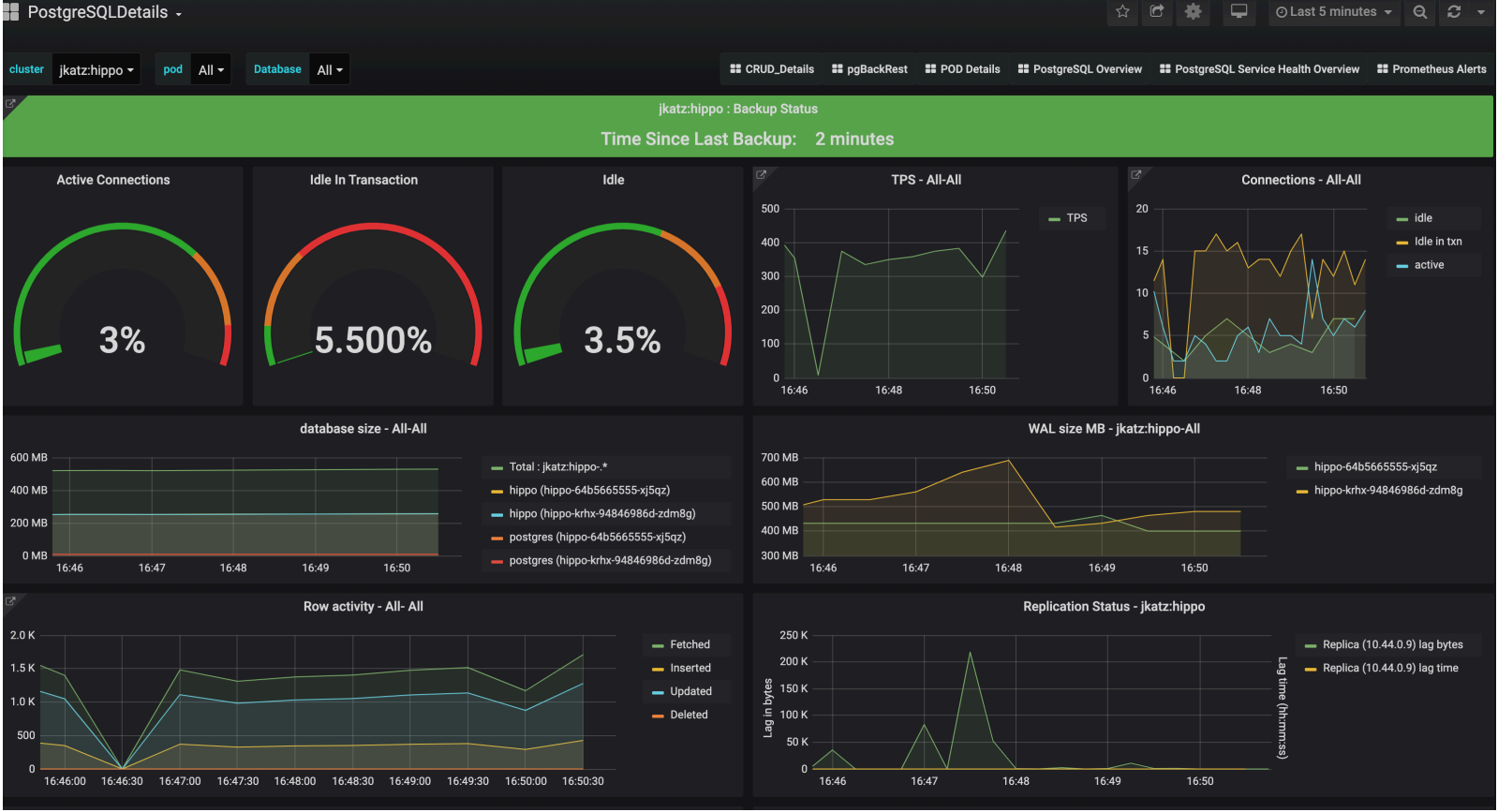


Figure 6: PostgreSQL Operator Monitoring - Cluster Cluster Details

- **Active Connections:** How many clients are connected to the database. Too many clients connected could impact performance and, for values approaching 100%, can lead to clients being unable to connect.
  - **Idle in Transaction:** How many clients have a connection state of “idle in transaction”. Too many clients in this state can cause performance issues and, in certain cases, maintenance issues.
  - **Idle:** How many clients are connected but are in an “idle” state.
  - **TPS:** The number of “transactions per second” that are occurring. Usually needs to be combined with another metric to help with analysis. “Higher is better” when performing benchmarking.
  - **Connections:** An aggregated view of active, idle, and idle in transaction connections.
  - **Database Size:** How large databases are within a PostgreSQL cluster. Typically combined with another metric for analysis. Helps keep track of overall disk usage and if any triage steps need to occur around PVC size.
  - **WAL Size:** How much space write-ahead logs (WAL) are taking up on disk. This can contribute to extra space being used on your data disk, or can give you an indication of how much space is being utilized on a separate WAL PVC. If you are using replication slots, this can help indicate if a slot is not being acknowledged if the numbers are much larger than the `max_wal_size` setting (the PostgreSQL Operator does not use slots by default).
  - **Row Activity:** The number of rows that are selected, inserted, updated, and deleted. This can help you determine what percentage of your workload is read vs. write, and help make database tuning decisions based on that, in conjunction with other metrics.
  - **Replication Status:** Provides guidance information on how much replication lag there is between primary and replica PostgreSQL instances, both in bytes and time. This can provide an indication of how much data could be lost in the event of a failover.
- 
- **Conflicts / Deadlocks:** These occur when PostgreSQL is unable to complete operations, which can result in transaction loss. The goal is for these numbers to be 0. If these are occurring, check your data access and writing patterns.
  - **Cache Hit Ratio:** A measure of how much of the “working data”, e.g. data that is being accessed and manipulated, resides in memory. This is used to understand how much PostgreSQL is having to utilize the disk. The target number of this should be as high as possible. How to achieve this is the subject of books, but certain takes efforts on your applications use PostgreSQL.
  - **Buffers:** The buffer usage of various parts of the PostgreSQL system. This can be used to help understand the overall throughput between various parts of the system.
  - **Commit & Rollback:** How many transactions are committed and rolled back.
  - **Locks:** The number of locks that are present on a given system.

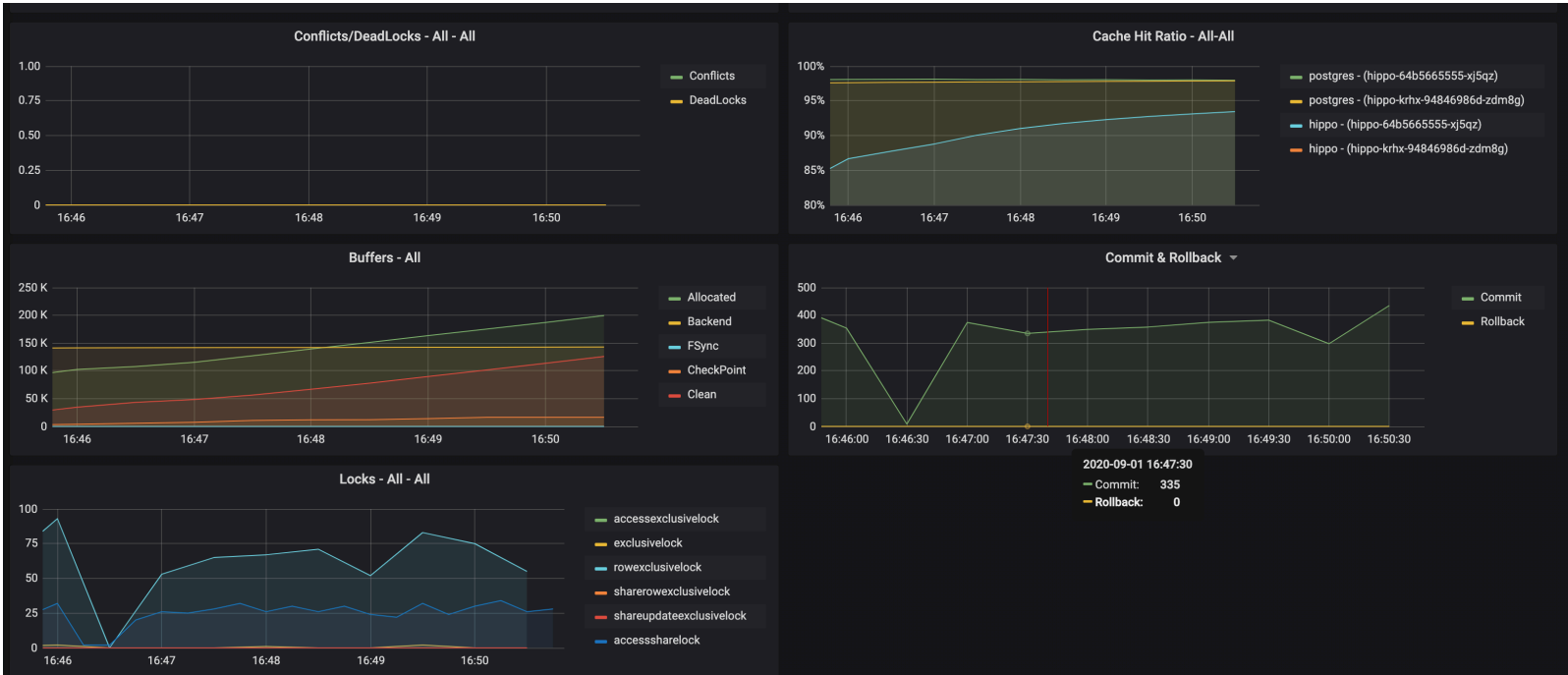


Figure 7: PostgreSQL Operator Monitoring - Cluster Cluster Details 2

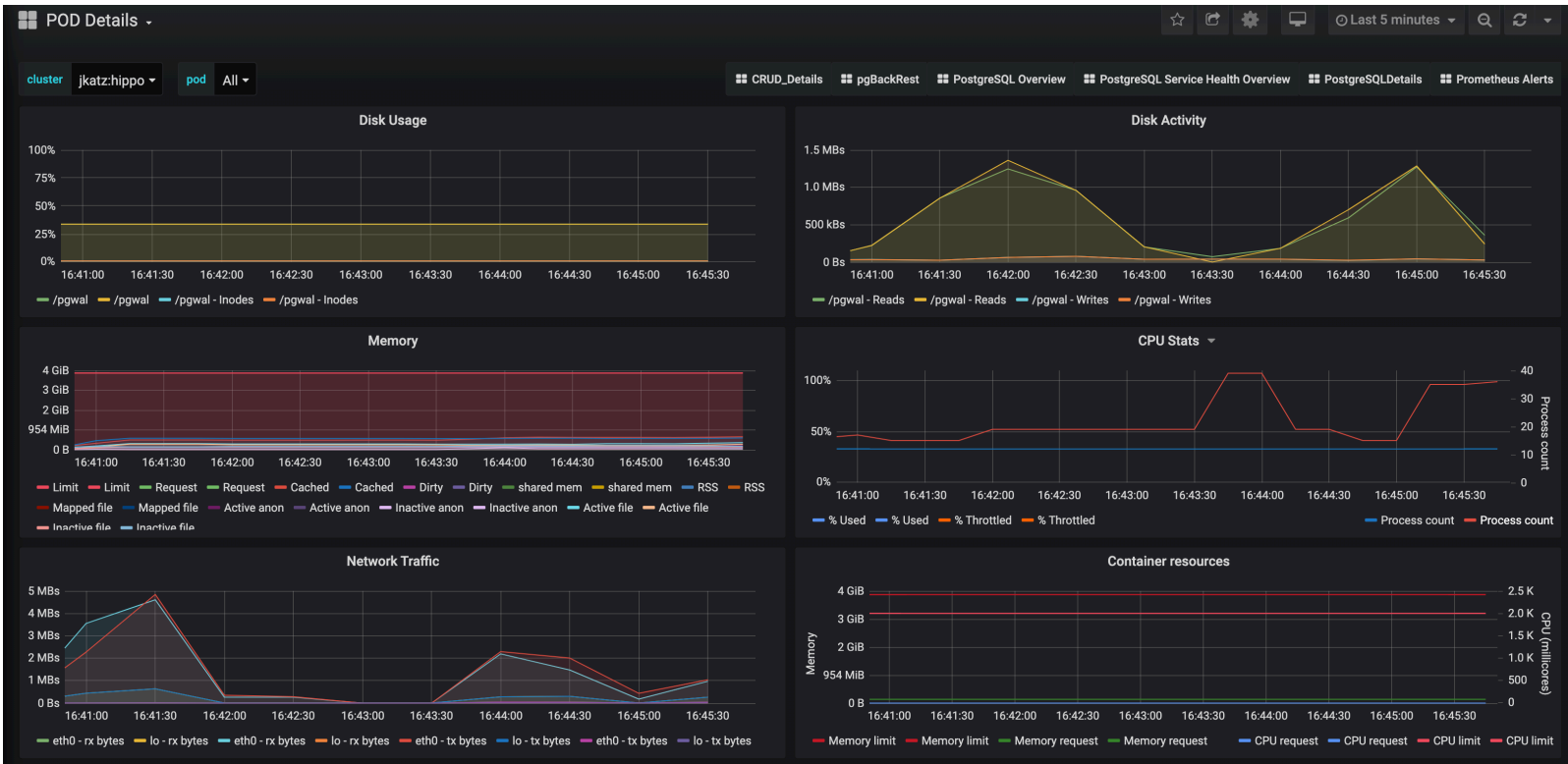


Figure 8: PostgreSQL Operator Monitoring - Pod Details

## Pod Details

Pod details provide information about a given Pod or Pods that are being used by a PostgreSQL cluster. These are similar to “operating system” or “node” metrics, with the differences that these are looking at resource utilization by a container, not the entire node.

It may be helpful to view these metrics on a “pod” basis, by using the Pod filter at the top of the dashboard.

- Disk Usage: How much space is being consumed by a volume.
- Disk Activity: How many reads and writes are occurring on a volume.
- Memory: Various information about memory utilization, including the request and limit as well as actually utilization.
- CPU: The amount of CPU being utilized by a Pod
- Network Traffic: The amount of networking traffic passing through each network device.
- Container Resources: The CPU and memory limits and requests.

## Backups

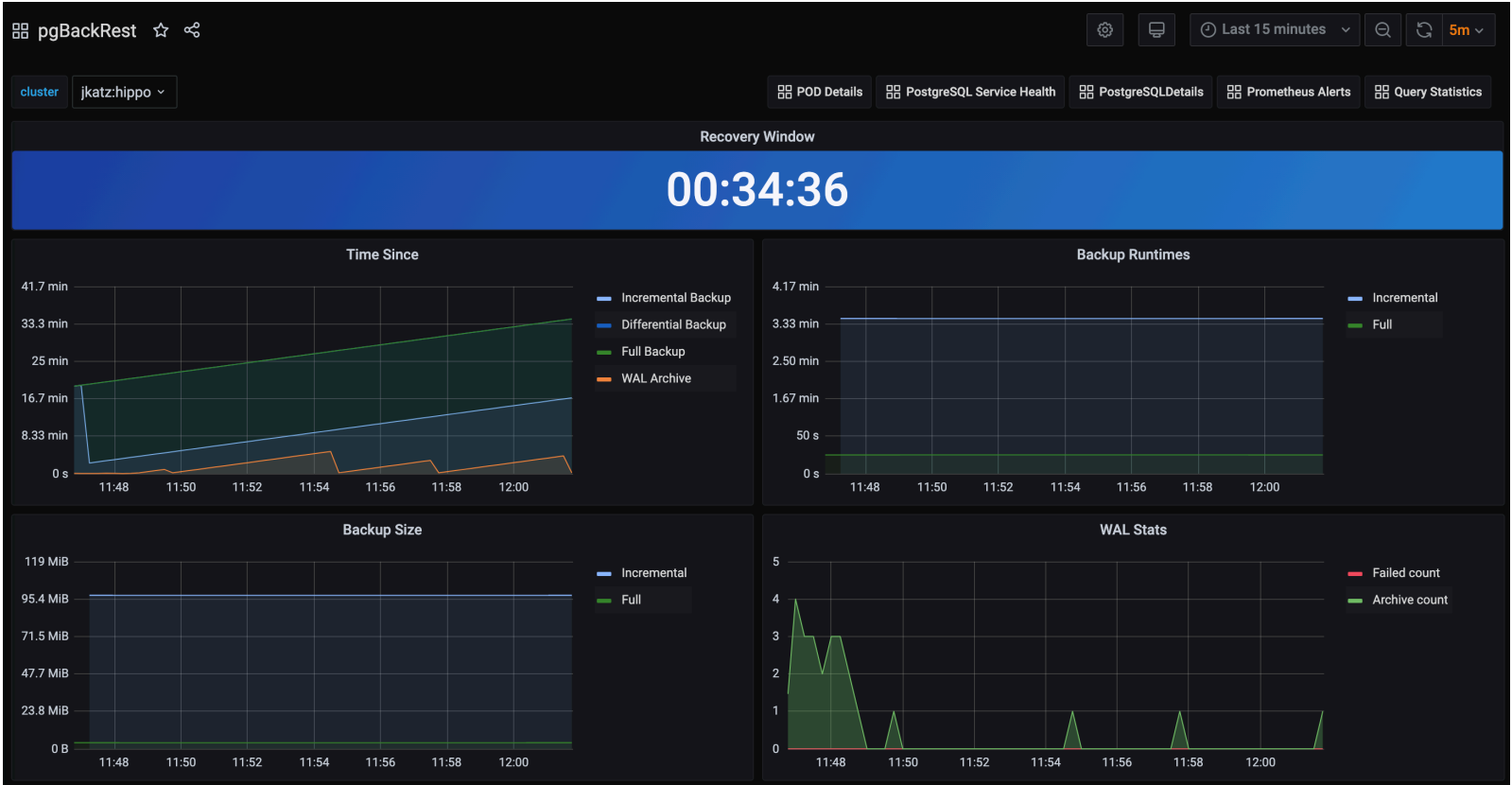


Figure 9: PostgreSQL Operator - Monitoring - Backup Health

There are a variety of reasons why you need to monitoring your backups, starting from answering the fundamental question of “do I have backups available?” Backups can be used for a variety of situations, from cloning new clusters to restoring clusters after a disaster. Additionally, Postgres can run into issues if your backup repository is not healthy, e.g. if it cannot push WAL archives. If your backups are set up properly and healthy, you will be set up to mitigate the risk of data loss!

The backup, or pgBackRest panel, will provide information about the overall state of your backups. This includes:

- Recovery Window: This is an indicator of how far back you are able to restore your data from. This represents all of the backups and archives available in your backup repository. Typically, your recovery window should be close to your overall data retention specifications.
- Time Since Last Backup: this indicates how long it has been since your last backup. This is broken down into pgBackRest backup type (full, incremental, differential) as well as time since the last WAL archive was pushed.
- Backup Runtimes: How long the last backup of a given type (full, incremental differential) took to execute. If your backups are slow, consider providing more resources to the backup jobs and tweaking pgBackRest’s performance tuning settings.
- Backup Size: How large the backups of a given type (full, incremental, differential).
- WAL Stats: Shows the metrics around WAL archive pushes. If you have failing pushes, you should to see if there is a transient or permanent error that is preventing WAL archives from being pushed. If left untreated, this could end up causing issues for your Postgres cluster.



## PostgreSQL Service Health Overview



Figure 10: PostgreSQL Operator Monitoring - Service Health Overview

The Service Health Overview provides information about the Kubernetes Services that sit in front of the PostgreSQL Pods. This provides information about the status of the network.

- Saturation: How much of the available network to the Service is being consumed. High saturation may cause degraded performance to clients or create an inability to connect to the PostgreSQL cluster.
- Traffic: Displays the number of transactions per minute that the Service is handling.
- Errors: Displays the total number of errors occurring at a particular Service.
- Latency: What the overall network latency is when interfacing with the Service.

## Query Runtime



Figure 11: PostgreSQL Operator Monitoring - Query Performance

Looking at the overall performance of queries can help optimize a Postgres deployment, both from [providing resources]({{< relref "tutorial/customize-cluster.md" >}}) to query tuning in the application itself.

You can get a sense of the overall activity of a PostgreSQL cluster from the chart that is visualized above:

- Queries Executed: The total number of queries executed on a system during the period.
- Query runtime: The aggregate runtime of all the queries combined across the system that were executed in the period.
- Query mean runtime: The average query time across all queries executed on the system in the given period.
- Rows retrieved or affected: The total number of rows in a database that were either retrieved or had modifications made to them.

Query Statistics ☆ 🔊

⚙️ 🗨️ ⌚ Last 15 minutes 🔍 🔄 15m

Query Mean Runtime (Top N)					
dbname	role	query	Runtime ↕	exported_role	pg_cluster
hippo	master	copy pgbench_accounts from stdin	58.8 s	testuser	jkatzhippo
hippo	master	vacuum analyze pgbench_accounts	50.9 s	testuser	jkatzhippo
postgres	master	select lsn:text as lsn, pg_catal	31.6 s	postgres	jkatzhippo
hippo	master	alter table pgbench_accounts add primary	11.6 s	testuser	jkatzhippo
postgres	master	CREATE DATABASE "hippo"	1.51 s	postgres	jkatzhippo
postgres	master	SELECT current_database() as dbname, n,n	282 ms	ccp_monitoring	jkatzhippo

Query Max Runtime (Top N)					
dbname	role	query	Runtime ↕	exported_role	pg_cluster
postgres	master	select lsn:text as lsn, pg_catal	2.50 min	postgres	jkatzhippo
hippo	master	vacuum analyze pgbench_accounts	2.10 min	testuser	jkatzhippo
hippo	master	copy pgbench_accounts from stdin	1.63 min	testuser	jkatzhippo
hippo	master	alter table pgbench_accounts add primary	28.3 s	testuser	jkatzhippo
postgres	master	SELECT current_database() as dbname, n,n	6.66 s	ccp_monitoring	jkatzhippo
postgres	master	SELECT datname as dbname, pg_database_sl	3.99 s	ccp_monitoring	jkatzhippo

Query Total Runtime (Top N)					
dbname	role	query	Runtime ↕	exported_role	pg_cluster
hippo	master	UPDATE pgbench_accounts SET abalance = a	861 ms	testuser	jkatzhippo
hippo	master	UPDATE pgbench_branches SET bbalance = b	127 ms	testuser	jkatzhippo
hippo	master	UPDATE pgbench_tellers SET tbalance = tb	19.2 ms	testuser	jkatzhippo
postgres	master	WITH all_backups AS ( SELECT config_file	4.53 ms	ccp_monitoring	jkatzhippo
postgres	master	SELECT * FROM pg_stat_database	4.18 ms	ccp_monitoring	jkatzhippo
postgres	master	SELECT * FROM pg_stat_database_conflicts	1.04 ms	ccp_monitoring	jkatzhippo

Figure 12: PostgreSQL Operator Monitoring - Query Analysis

PostgreSQL Operator Monitoring also further breaks down the queries so you can identify queries that are being executed too frequently or are taking up too much time.

- Query Mean Runtime (Top N): This highlights the N number of slowest queries by average runtime on the system. This might indicate you are missing an index somewhere, or perhaps the query could be rewritten to be more efficient.
- Query Max Runtime (Top N): This highlights the N number of slowest queries by absolute runtime. This could indicate that a specific query or the system as a whole may need more resources.
- Query Total Runtime (Top N): This highlights the N of slowest queries by aggregate runtime. This could indicate that a ORM is looping over a single query and executing it many times that could possibly be rewritten as a single, faster query.

## Alerts

Prometheus Alerts ☆ ⚙️ 🗨️ ⌚ Last 5 minutes 🔍 🔄 5m

☰ CRUD\_Details
 ☰ pgBackRest
 ☰ POD Details
 ☰ PostgreSQL Overview
 ☰ PostgreSQL Service Health Overview
 ☰ PostgreSQLDetails

Active Alerts											
Time ▼	alertname	deployment	exp_type	instance	ip	kubernetes_namespace	pg_cluster	pod	service	severity	severity_num
2020-09-01 17:24:57	PGIsUp	zebra	pg	10.44.0.7:9187	10.44.0.7	jkatz	jkatz:zebra	zebra-bfff764bd-mrm4w	postgresql	critical	300
2020-09-01 17:24:57	PGExporterScrapeError	zebra	pg	10.44.0.7:9187	10.44.0.7	jkatz	jkatz:zebra	zebra-bfff764bd-mrm4w	postgresql	critical	300

Alert History (1 week) 🔍 ⌚ Last 1 week

No data to show ⓘ

Figure 13: PostgreSQL Operator Monitoring - Alerts

Alerting lets one view and receive alerts about actions that require intervention, for example, a HA cluster that cannot self-heal. The alerting system is powered by [Alertmanager](#).



The alerts that come installed by default include:

- **PGExporterScrapeError**: The Crunchy PostgreSQL Exporter is having issues scraping statistics used as part of the monitoring stack.
- **PGIsUp**: A PostgreSQL instance is down.
- **PGIdleTxn**: There are too many connections that are in the “idle in transaction” state.
- **PGQueryTime**: A single PostgreSQL query is taking too long to run. Issues a warning at 12 hours and goes critical after 24.
- **PGConnPerc**: Indicates that there are too many connection slots being used. Issues a warning at 75% and goes critical above 90%.
- **PGDiskSize**: Indicates that a PostgreSQL database is too large and could be in danger of running out of disk space. Issues a warning at 75% and goes critical at 90%.
- **PGReplicationByteLag**: Indicates that a replica is too far behind a primary instance, which could risk data loss in a failover scenario. Issues a warning at 50MB and goes critical at 100MB.
- **PGReplicationSlotsInactive**: Indicates that a replication slot is inactive. Not attending to this can lead to out-of-disk errors.
- **PGXIDWraparound**: Indicates that a PostgreSQL instance is nearing transaction ID wraparound. Issues a warning at 50% and goes critical at 75%. It’s important that you [vacuum your database](#) to prevent this.
- **PGEmergencyVacuum**: Indicates that autovacuum is not running or cannot keep up with ongoing changes, i.e. it’s past its “freeze” age. Issues a warning at 110% and goes critical at 125%.
- **PGArchiveCommandStatus**: Indicates that the archive command, which is used to ship WAL archives to pgBackRest, is failing.
- **PGSequenceExhaustion**: Indicates that a sequence is over 75% used.
- **PGSettingsPendingRestart**: Indicates that there are settings changed on a PostgreSQL instance that requires a restart.

Optional alerts that can be enabled:

- **PGMinimumVersion**: Indicates if PostgreSQL is below a desired version.
- **PGRecoveryStatusSwitch\_Replica**: Indicates that a replica has been promoted to a primary.
- **PGConnectionAbsent\_Prod**: Indicates that metrics collection is absent from a PostgreSQL instance.
- **PGSettingsChecksum**: Indicates that PostgreSQL settings have changed from a previous state.
- **PGDataChecksum**: Indicates that there are data checksum failures on a PostgreSQL instance. This could be a sign of data corruption.

You can modify these alerts as you see fit, and add your own alerts as well! Please see the [\[installation instructions\]\({{< relref “installation/monitoring/\\_index.md” >}}\)](#) for general setup of the PostgreSQL Operator Monitoring stack.

Advanced high-availability and disaster recovery strategies involve spreading your database clusters across multiple data centers to help maximize uptime. In Kubernetes, this technique is known as “[federation](#)”. Federated Kubernetes clusters can communicate with each other, coordinate changes, and provide resiliency for applications that have high uptime requirements.

As of this writing, federation in Kubernetes is still in ongoing development and is something we monitor with intense interest. As Kubernetes federation continues to mature, we wanted to provide a way to deploy PostgreSQL clusters managed by the [PostgreSQL Operator](#) that can span multiple Kubernetes clusters.

At a high-level, the PostgreSQL Operator follows the “active-standby” data center deployment model for managing the PostgreSQL clusters across Kubernetes clusters. In one Kubernetes cluster, the PostgreSQL Operator deploys PostgreSQL as an “active” PostgreSQL cluster, which means it has one primary and one-or-more replicas. In another Kubernetes cluster, the PostgreSQL cluster is deployed as a “standby” cluster: every PostgreSQL instance is a replica.

A side-effect of this is that in each of the Kubernetes clusters, the PostgreSQL Operator can be used to deploy both active and standby PostgreSQL clusters, allowing you to mix and match! While the mixing and matching may not be ideal for how you deploy your PostgreSQL clusters, it does allow you to perform online moves of your PostgreSQL data to different Kubernetes clusters as well as manual online upgrades.

Lastly, while this feature does extend high-availability, promoting a standby cluster to an active cluster is **not** automatic. While the PostgreSQL clusters within a Kubernetes cluster support self-managed high-availability, a cross-cluster deployment requires someone to promote the cluster from standby to active.

## Standby Cluster Overview

Standby PostgreSQL clusters are managed like any other PostgreSQL cluster that the PostgreSQL Operator manages. For example, adding replicas to a standby cluster is identical to adding them to a primary cluster.

The main difference between a primary and standby cluster is that there is no primary instance on the standby: one PostgreSQL instance is reading in the database changes from either the backup repository or via streaming replication, while other instances are replicas of it.

Any replicas created in the standby cluster are known as cascading replicas, i.e., replicas replicating from a database server that itself is replicating from another database server. More information about [cascading replication](#) can be found in the PostgreSQL documentation.

Because standby clusters are effectively read-only, certain functionality that involves making changes to a database, e.g., PostgreSQL user changes, is blocked while a cluster is in standby mode. Additionally, backups and restores are blocked as well. While [pgBackRest](#) supports backups from standbys, this requires direct access to the primary database, which cannot be done until the PostgreSQL Operator supports Kubernetes federation.

### Types of Standby Clusters

There are three ways to deploy a standby cluster with the Postgres Operator.

**Repo-based Standby** A repo-based standby will connect to a pgBackRest repo stored in an external storage system (S3, GCS, Azure Blob Storage, or any other Kubernetes storage system that can span multiple clusters). The standby cluster will receive WAL files from the repo and will apply those to the database.

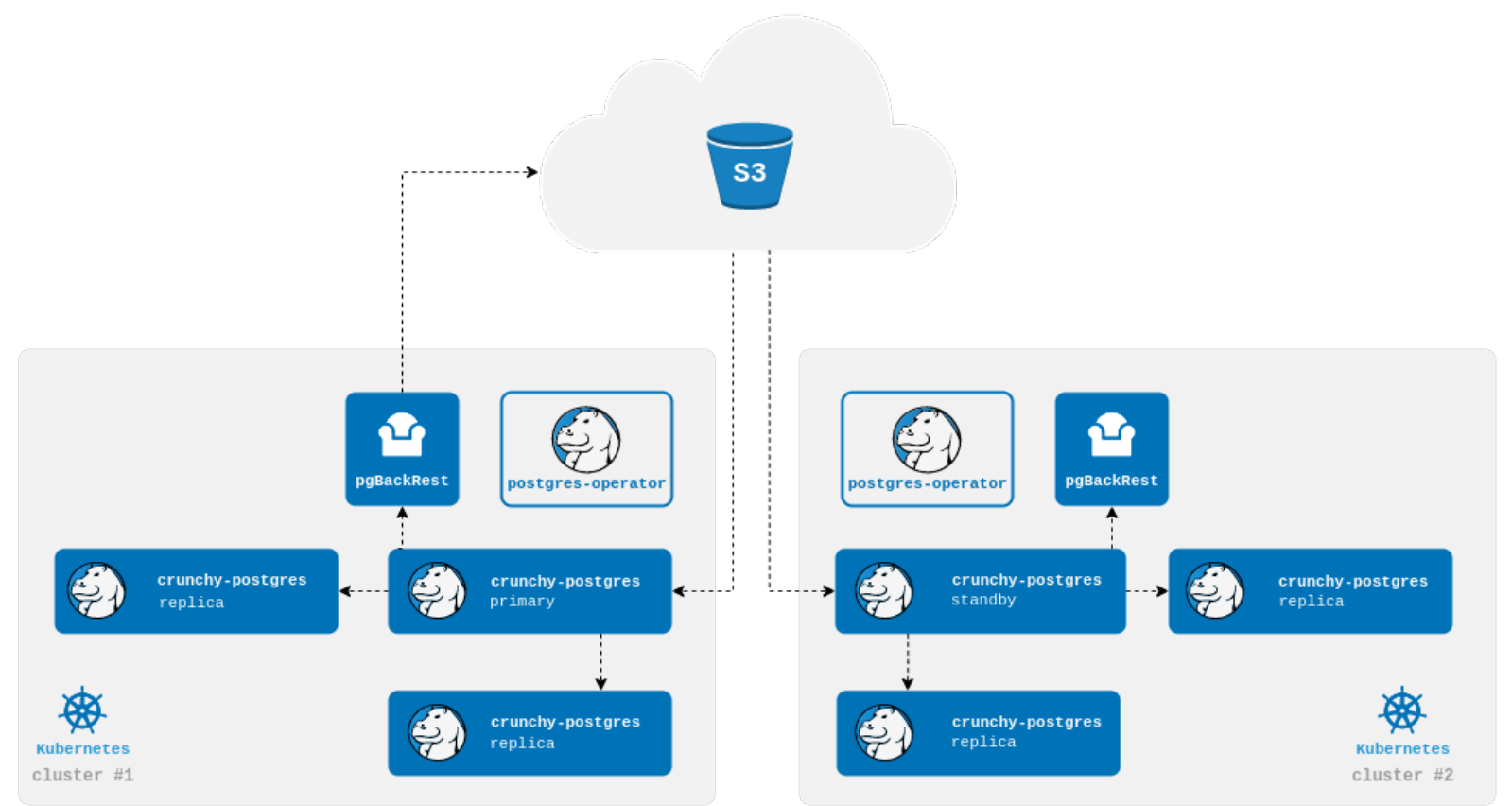


Figure 14: PostgreSQL Operator Repo-based Standby

**Streaming Standby** A streaming standby relies on an authenticated connection to the primary over the network. The standby will receive WAL records directly from the primary as they are generated.

**Streaming Standby with an External Repo** You can also configure the operator to create a cluster that takes advantage of both methods. The standby cluster will bootstrap from the pgBackRest repo and continue to receive WAL files as they are pushed to the repo. The cluster will also directly connect to primary and receive WAL records as they are generated. Using a repo while also streaming ensures that your cluster will still be up to date with the pgBackRest repo if streaming falls behind.

For creating a standby Postgres cluster with PGO, please see the [\[disaster recovery tutorial\]](#) ([< relref “tutorial/disaster-recovery.md”](#) [>}}](#) [#standby-cluster](#))

### Promoting a Standby Cluster

There comes a time when a standby cluster needs to be promoted to an active cluster. Promoting a standby cluster means that the standby leader PostgreSQL instance will become a primary and start accepting both reads and writes. This has the net effect of pushing WAL (transaction archives) to the pgBackRest repository. Before doing this, we need to ensure we don't accidentally create a split-brain scenario.

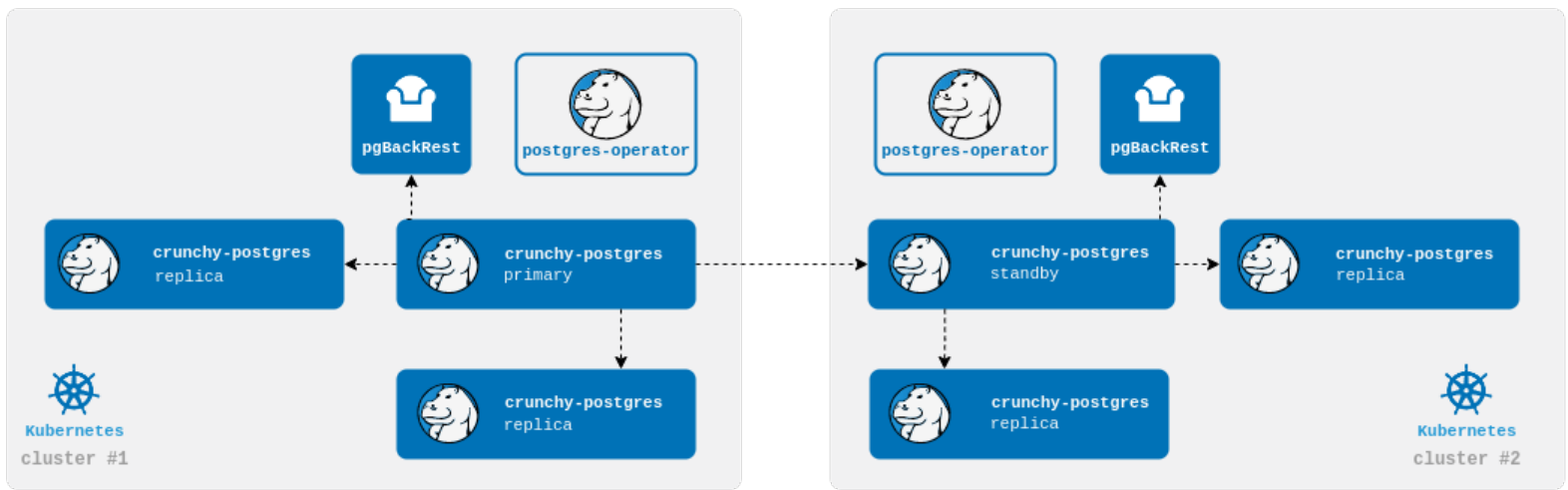


Figure 15: PostgreSQL Operator Streaming Standby

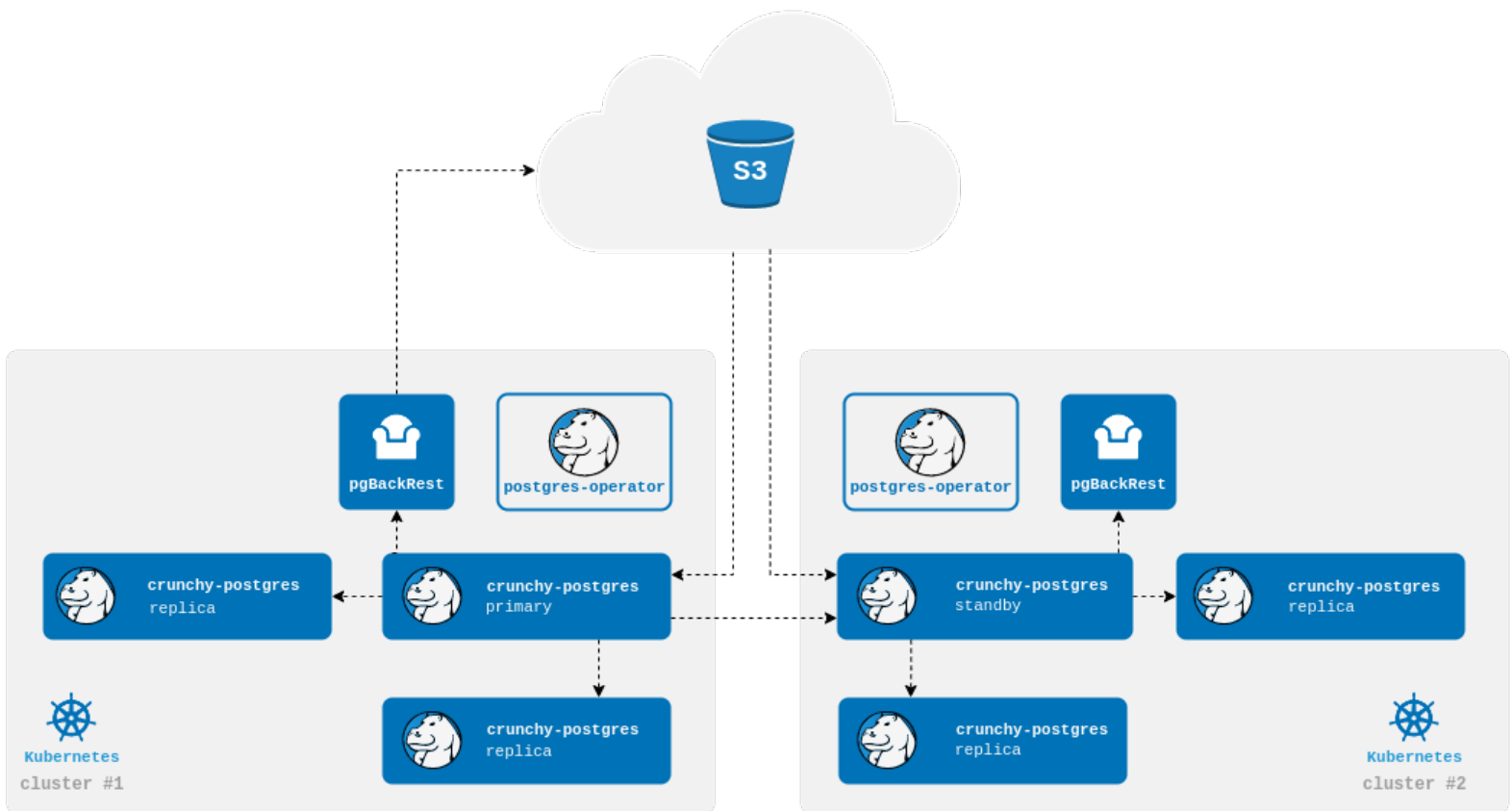


Figure 16: PostgreSQL Operator Streaming Standby with External Repo

If you are promoting the standby while the primary is still running, i.e., if this is not a disaster scenario, you will want to [shutdown the active PostgreSQL cluster]({{< relref "tutorial/administrative-tasks.md" >}}#shutdown).

The standby can be promoted once the primary is inactive, e.g., is either **shutdown** or failing. This process essentially removes the standby configuration from the Kubernetes cluster's DCS, which triggers the promotion of the current standby leader to a primary PostgreSQL instance. You can view this promotion in the PostgreSQL standby leader's (soon to be active leader's) logs.

Once the former standby cluster has been successfully promoted to an active PostgreSQL cluster, the original active PostgreSQL cluster can be safely [deleted]({{< relref "tutorial/delete-cluster.md" >}}) and [recreated as a standby cluster]({{< relref "tutorial/disaster-recovery" >}}#standby-cluster).

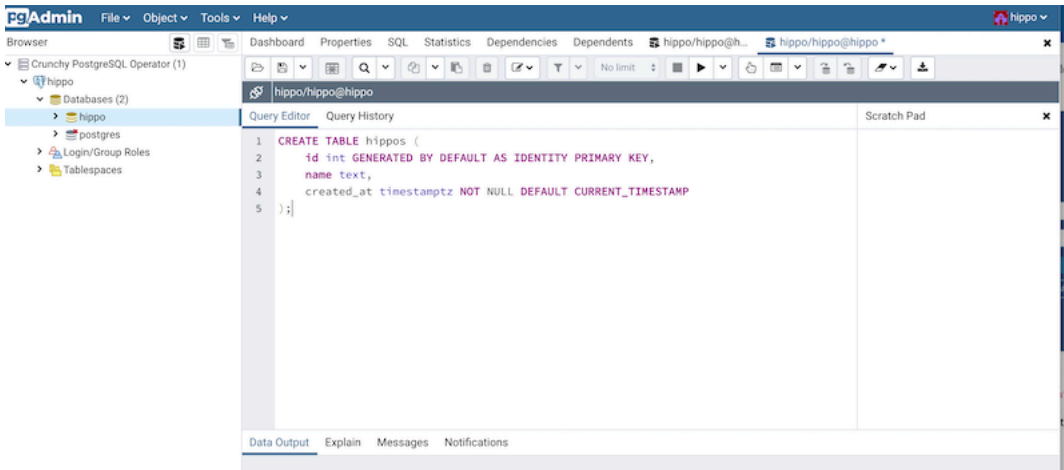


Figure 17: pgAdmin 4 Query

**pgAdmin 4** is a popular graphical user interface that makes it easy to work with PostgreSQL databases from a web-based client. With its ability to manage and orchestrate changes for PostgreSQL users, the PostgreSQL Operator is a natural partner to keep a pgAdmin 4 environment synchronized with a PostgreSQL environment.

The PostgreSQL Operator lets you deploy a pgAdmin 4 environment alongside a PostgreSQL cluster and keeps users' database credentials synchronized. You can simply log into pgAdmin 4 with your PostgreSQL username and password and immediately have access to your databases.

## Deploying pgAdmin 4

Unfortunately, pgAdmin 4 is not currently compatible with PostgreSQL 15.

If you've done the [quickstart]({{< relref "quickstart/\_index.md" >}}), add the following fields to the spec and reapply; if you don't have any Postgres clusters running, add the fields to a spec, and apply.

```
userInterface:
  pgAdmin:
    image: {{< param imageCrunchyPGAdmin >}}
    dataVolumeClaimSpec:
      accessModes:
        - "ReadWriteOnce"
      resources:
        requests:
          storage: 1Gi
```

This creates a pgAdmin 4 deployment unique to this PostgreSQL cluster and synchronizes the PostgreSQL user information. To access pgAdmin 4, you can set up a port-forward to the Service, which follows the pattern `<clusterName>-pgadmin`, to port 5050:

```
kubectl port-forward svc/hippo-pgadmin 5050:5050
```

Point your browser at `http://localhost:5050` and you will be prompted to log in. Use your database username with `@pgo` appended and your database password. In our case, the pgAdmin username is `hippo@pgo` and the password is found in the user secret, `hippo-pguser-hippo`:

```
PG_CLUSTER_USER_SECRET_NAME=hippo-pguser-hippo

PGPASSWORD=$(kubectl get secrets -n postgres-operator "${PG_CLUSTER_USER_SECRET_NAME}" -o
go-template='{{.data.password | base64decode}}')
PGUSER=$(kubectl get secrets -n postgres-operator "${PG_CLUSTER_USER_SECRET_NAME}" -o
go-template='{{.data.user | base64decode}}')
```



Figure 18: pgAdmin 4 Login Page

If your password does not appear to work, you can retry setting up the user by rotating the user password. Do this by deleting the `password` data field from the user secret (e.g. `hippo-pguser-hippo`).

Optionally, you can also set a `[custom password]`(`{{< relref “architecture/user-management.md” >}}`).

## User Synchronization

The operator will synchronize users defined in the spec (e.g., in `spec.users`) with the pgAdmin 4 deployment. Any user created in the database without being defined in the spec will not be synchronized.

## Custom Configuration

You can adjust some pgAdmin settings through the `[userInterface.pgAdmin.config]`(`{{< relref “/references/crd#postgresclusterspecuserin>}}`) field. For example, set `SHOW_GRAVATAR_IMAGE` to `False` to disable automatic profile pictures:

```
userInterface:
  pgAdmin:
    config:
      settings:
        SHOW_GRAVATAR_IMAGE: False
```

You can also mount files to `/etc/pgadmin/conf.d` inside the pgAdmin container using [projected volumes](#). The following mounts `useful.txt` of Secret `mysecret` to `/etc/pgadmin/conf.d/useful.txt`:

```
userInterface:
  pgAdmin:
    config:
      files:
        - secret:
            name: mysecret
            items:
              - key: useful.txt
        - configMap:
            name: myconfigmap
            optional: false
```

## Kerberos Configuration

You can configure pgAdmin to [authenticate its users using Kerberos](#) SPNEGO. In addition to setting `AUTHENTICATION_SOURCES` and `KRB_APP_HOST_NAME`, you need to enable `KERBEROS_AUTO_CREATE_USER` and mount a `krb5.conf` and a keytab file:

```

userInterface:
  pgAdmin:
    config:
      settings:
        AUTHENTICATION_SOURCES: ['kerberos']
        KERBEROS_AUTO_CREATE_USER: True
        KRB_APP_HOST_NAME: my.service.principal.name.local # without HTTP class
        KRB_KTNAME: /etc/pgadmin/conf.d/krb5.keytab
      files:
        - secret:
            name: mysecret
            items:
              - key: krb5.conf
              - key: krb5.keytab

```

## LDAP Configuration

You can configure pgAdmin to [authenticate its users using LDAP](#) passwords. In addition to setting AUTHENTICATION\_SOURCES and LDAP\_SERVER\_URI, you need to enable LDAP\_AUTO\_CREATE\_USER:

```

userInterface:
  pgAdmin:
    config:
      settings:
        AUTHENTICATION_SOURCES: ['ldap']
        LDAP_AUTO_CREATE_USER: True
        LDAP_SERVER_URI: ldaps://my.ds.example.com

```

When using a dedicated user to bind, you can store the LDAP\_BIND\_PASSWORD setting in a Secret and reference it through the [ldapBindPassword]({{< relref “/references/crd#postgresclusterspecuserinterfacepgadminconfigldapbindpassword” >}}) field:

```

userInterface:
  pgAdmin:
    config:
      ldapBindPassword:
        name: ldappass
        key: mypw

```

## Deleting pgAdmin 4

You can remove the pgAdmin 4 deployment by removing the `userInterface` field from the spec.

Packages:

- [postgres-operator.crunchydata.com/v1beta1](#)

[postgres-operator.crunchydata.com/v1beta1](#)

Resource Types:

- PGUpgrade
- PostgresCluster

PGUpgrade

PGUpgrade is the Schema for the pgupgrades API

Name

Type

Description

Required

apiVersion

string

postgres-operator.crunchydata.com/v1beta1

true

kind

string

PGUpgrade

true

metadata

object

Refer to the Kubernetes API documentation for the fields of the **metadata** field.

true

spec

object

PGUpgradeSpec defines the desired state of PGUpgrade

false

status

object

PGUpgradeStatus defines the observed state of PGUpgrade

false

PGUpgrade.spec Parent

PGUpgradeSpec defines the desired state of PGUpgrade

Name

Type

Description

Required

fromPostgresVersion

integer

The major version of PostgreSQL before the upgrade.

true

postgresClusterName

string

The name of the cluster to be updated

true

toPostgresVersion

integer

The major version of PostgreSQL to be upgraded to.

true

affinity

object

Scheduling constraints of the PGUpgrade pod. More info: <https://kubernetes.io/docs/concepts/scheduling-eviction/assign-pod-node>

false

image

string

The image name to use for major PostgreSQL upgrades.

false	
imagePullPolicy	
enum	
ImagePullPolicy is used to determine when Kubernetes will attempt to pull (download) container images. More info: <a href="https://kubernetes.io/docs/concepts/containers/container-image-pulling/">https://kubernetes.io/docs/concepts/containers/container-image-pulling/</a>	
pull-policy	
false	
imagePullSecrets	
[]object	
The image pull secrets used to pull from a private registry. Changing this value causes all running PGUpgrade pods to restart. More info: <a href="https://k8s.io/docs/tasks/configure-pod-container/pull-image-private-registry/">https://k8s.io/docs/tasks/configure-pod-container/pull-image-private-registry/</a>	
false	
metadata	
object	
Metadata contains metadata for custom resources	
false	
priorityClassName	
string	
Priority class name for the PGUpgrade pod. Changing this value causes PGUpgrade pod to restart. More info: <a href="https://kubernetes.io/docs/concepts/scheduling-eviction/pod-priority-preemption/">https://kubernetes.io/docs/concepts/scheduling-eviction/pod-priority-preemption/</a>	
false	
resources	
object	
Resource requirements for the PGUpgrade container.	
false	
toPostgresImage	
string	
The image name to use for PostgreSQL containers after upgrade. When omitted, the value comes from an operator environment variable.	
false	
tolerations	
[]object	
Tolerations of the PGUpgrade pod. More info: <a href="https://kubernetes.io/docs/concepts/scheduling-eviction/taint-and-toleration/">https://kubernetes.io/docs/concepts/scheduling-eviction/taint-and-toleration/</a>	
false	
PGUpgrade.spec.affinity	Parent
Scheduling constraints of the PGUpgrade pod. More info: <a href="https://kubernetes.io/docs/concepts/scheduling-eviction/assign-pod-node/">https://kubernetes.io/docs/concepts/scheduling-eviction/assign-pod-node/</a>	
Name	
Type	
Description	
Required	
nodeAffinity	
object	
Describes node affinity scheduling rules for the pod.	
false	
podAffinity	
object	
Describes pod affinity scheduling rules (e.g. co-locate this pod in the same node, zone, etc. as some other pod(s)).	



false

podAntiAffinity

object

Describes pod anti-affinity scheduling rules (e.g. avoid putting this pod in the same node, zone, etc. as some other pod(s)).

false

PGUpgrade.spec.affinity.nodeAffinity Parent

Describes node affinity scheduling rules for the pod.

Name

Type

Description

Required

preferredDuringSchedulingIgnoredDuringExecution

[]object

The scheduler will prefer to schedule pods to nodes that satisfy the affinity expressions specified by this field, but it may choose a node that violates one or more of the expressions. The node that is most preferred is the one with the greatest sum of weights, i.e. for each node that meets all of the scheduling requirements (resource request, requiredDuringScheduling affinity expressions, etc.), compute a sum by iterating through the elements of this field and adding “weight” to the sum if the node matches the corresponding matchExpressions; the node(s) with the highest sum are the most preferred.

false

requiredDuringSchedulingIgnoredDuringExecution

object

If the affinity requirements specified by this field are not met at scheduling time, the pod will not be scheduled onto the node. If the affinity requirements specified by this field cease to be met at some point during pod execution (e.g. due to an update), the system may or may not try to eventually evict the pod from its node.

false

PGUpgrade.spec.affinity.nodeAffinity.preferredDuringSchedulingIgnoredDuringExecution[index] Parent

An empty preferred scheduling term matches all objects with implicit weight 0 (i.e. it’s a no-op). A null preferred scheduling term matches no objects (i.e. is also a no-op).

Name

Type

Description

Required

preference

object

A node selector term, associated with the corresponding weight.

true

weight

integer

Weight associated with matching the corresponding nodeSelectorTerm, in the range 1-100.

true

PGUpgrade.spec.affinity.nodeAffinity.preferredDuringSchedulingIgnoredDuringExecution[index].preference Parent

A node selector term, associated with the corresponding weight.

Name

Type

Description

Required

matchExpressions

[]object

A list of node selector requirements by node’s labels.

false

matchFields

[]object

A list of node selector requirements by node’s fields.

false

PGUpgrade.spec.affinity.nodeAffinity.preferredDuringSchedulingIgnoredDuringExecution[index].preference.matchExpressions[index] Parent

A node selector requirement is a selector that contains values, a key, and an operator that relates the key and values.

Name

Type

Description

Required

key

string

The label key that the selector applies to.

true

operator

string

Represents a key’s relationship to a set of values. Valid operators are In, NotIn, Exists, DoesNotExist. Gt, and Lt.

true

values

[]string

An array of string values. If the operator is In or NotIn, the values array must be non-empty. If the operator is Exists or DoesNotExist, the values array must be empty. If the operator is Gt or Lt, the values array must have a single element, which will be interpreted as an integer. This array is replaced during a strategic merge patch.

false

PGUpgrade.spec.affinity.nodeAffinity.preferredDuringSchedulingIgnoredDuringExecution[index].preference.matchFields[index] Parent

A node selector requirement is a selector that contains values, a key, and an operator that relates the key and values.

Name

Type

Description

Required

key

string

The label key that the selector applies to.

true

operator

string

Represents a key’s relationship to a set of values. Valid operators are In, NotIn, Exists, DoesNotExist. Gt, and Lt.

true

values

[]string

An array of string values. If the operator is In or NotIn, the values array must be non-empty. If the operator is Exists or DoesNotExist, the values array must be empty. If the operator is Gt or Lt, the values array must have a single element, which will be interpreted as an integer. This array is replaced during a strategic merge patch.

false

PGUpgrade.spec.affinity.nodeAffinity.requiredDuringSchedulingIgnoredDuringExecution Parent

If the affinity requirements specified by this field are not met at scheduling time, the pod will not be scheduled onto the node. If the affinity requirements specified by this field cease to be met at some point during pod execution (e.g. due to an update), the system may or may not try to eventually evict the pod from its node.

Name

Type

Description

Required

nodeSelectorTerms

[]object

Required. A list of node selector terms. The terms are ORed.

true

PGUpgrade.spec.affinity.nodeAffinity.requiredDuringSchedulingIgnoredDuringExecution.nodeSelectorTerms[index] Parent

A null or empty node selector term matches no objects. The requirements of them are ANDed. The TopologySelectorTerm type implements a subset of the NodeSelectorTerm.

Name

Type

Description

Required

matchExpressions

[]object

A list of node selector requirements by node’s labels.

false

matchFields

[]object

A list of node selector requirements by node’s fields.

false

PGUpgrade.spec.affinity.nodeAffinity.requiredDuringSchedulingIgnoredDuringExecution.nodeSelectorTerms[index].matchExpressions[index] Parent

A node selector requirement is a selector that contains values, a key, and an operator that relates the key and values.

Name

Type

Description

Required

key

string

The label key that the selector applies to.

true

operator

string

Represents a key’s relationship to a set of values. Valid operators are In, NotIn, Exists, DoesNotExist. Gt, and Lt.

true

values
[]string
An array of string values. If the operator is In or NotIn, the values array must be non-empty. If the operator is Exists or DoesNotExist, the values array must be empty. If the operator is Gt or Lt, the values array must have a single element, which will be interpreted as an integer. This array is replaced during a strategic merge patch.
false
PGUpgrade.spec.affinity.nodeAffinity.requiredDuringSchedulingIgnoredDuringExecution.nodeSelectorTerms[index].matchFields[index]Parent
A node selector requirement is a selector that contains values, a key, and an operator that relates the key and values.
Name
Type
Description
Required
key
string
The label key that the selector applies to.
true
operator
string
Represents a key’s relationship to a set of values. Valid operators are In, NotIn, Exists, DoesNotExist. Gt, and Lt.
true
values
[]string
An array of string values. If the operator is In or NotIn, the values array must be non-empty. If the operator is Exists or DoesNotExist, the values array must be empty. If the operator is Gt or Lt, the values array must have a single element, which will be interpreted as an integer. This array is replaced during a strategic merge patch.
false
PGUpgrade.spec.affinity.podAffinityParent
Describes pod affinity scheduling rules (e.g. co-locate this pod in the same node, zone, etc. as some other pod(s)).
Name
Type
Description
Required
preferredDuringSchedulingIgnoredDuringExecution
[]object
The scheduler will prefer to schedule pods to nodes that satisfy the affinity expressions specified by this field, but it may choose a node that violates one or more of the expressions. The node that is most preferred is the one with the greatest sum of weights, i.e. for each node that meets all of the scheduling requirements (resource request, requiredDuringScheduling affinity expressions, etc.), compute a sum by iterating through the elements of this field and adding “weight” to the sum if the node has pods which matches the corresponding podAffinityTerm; the node(s) with the highest sum are the most preferred.
false
requiredDuringSchedulingIgnoredDuringExecution
[]object
If the affinity requirements specified by this field are not met at scheduling time, the pod will not be scheduled onto the node. If the affinity requirements specified by this field cease to be met at some point during pod execution (e.g. due to a pod label update), the system may or may not try to eventually evict the pod from its node. When there are multiple elements, the lists of nodes corresponding to each podAffinityTerm are intersected, i.e. all terms must be satisfied.
false

PGUpgrade.spec.affinity.podAffinity.preferredDuringSchedulingIgnoredDuringExecution[index] Parent

The weights of all of the matched WeightedPodAffinityTerm fields are added per-node to find the most preferred node(s)

Name

Type

Description

Required

podAffinityTerm

object

Required. A pod affinity term, associated with the corresponding weight.

true

weight

integer

weight associated with matching the corresponding podAffinityTerm, in the range 1-100.

true

PGUpgrade.spec.affinity.podAffinity.preferredDuringSchedulingIgnoredDuringExecution[index].podAffinityTerm Parent

Required. A pod affinity term, associated with the corresponding weight.

Name

Type

Description

Required

topologyKey

string

This pod should be co-located (affinity) or not co-located (anti-affinity) with the pods matching the labelSelector in the specified namespaces, where co-located is defined as running on a node whose value of the label with key topologyKey matches that of any node on which any of the selected pods is running. Empty topologyKey is not allowed.

true

labelSelector

object

A label query over a set of resources, in this case pods.

false

namespaceSelector

object

A label query over the set of namespaces that the term applies to. The term is applied to the union of the namespaces selected by this field and the ones listed in the namespaces field. null selector and null or empty namespaces list means “this pod’s namespace”. An empty selector ({}) matches all namespaces.

false

namespaces

[]string

namespaces specifies a static list of namespace names that the term applies to. The term is applied to the union of the namespaces listed in this field and the ones selected by namespaceSelector. null or empty namespaces list and null namespaceSelector means “this pod’s namespace”.

false

PGUpgrade.spec.affinity.podAffinity.preferredDuringSchedulingIgnoredDuringExecution[index].podAffinityTerm.labelSelector Parent

A label query over a set of resources, in this case pods.

Name

Type

Description
Required
matchExpressions
[]object
matchExpressions is a list of label selector requirements. The requirements are ANDed.
false
matchLabels
map[string]string
matchLabels is a map of {key,value} pairs. A single {key,value} in the matchLabels map is equivalent to an element of matchExpressions, whose key field is “key”, the operator is “In”, and the values array contains only “value”. The requirements are ANDed.
false
PGUpgrade.spec.affinity.podAffinity.preferredDuringSchedulingIgnoredDuringExecution[index].podAffinityTerm.labelSelector.matchExpressions
Parent
A label selector requirement is a selector that contains values, a key, and an operator that relates the key and values.
Name
Type
Description
Required
key
string
key is the label key that the selector applies to.
true
operator
string
operator represents a key’s relationship to a set of values. Valid operators are In, NotIn, Exists and DoesNotExist.
true
values
[]string
values is an array of string values. If the operator is In or NotIn, the values array must be non-empty. If the operator is Exists or DoesNotExist, the values array must be empty. This array is replaced during a strategic merge patch.
false
PGUpgrade.spec.affinity.podAffinity.preferredDuringSchedulingIgnoredDuringExecution[index].podAffinityTerm.namespaceSelector
Parent
A label query over the set of namespaces that the term applies to. The term is applied to the union of the namespaces selected by this field and the ones listed in the namespaces field. null selector and null or empty namespaces list means “this pod’s namespace”. An empty selector ({}) matches all namespaces.
Name
Type
Description
Required
matchExpressions
[]object
matchExpressions is a list of label selector requirements. The requirements are ANDed.
false
matchLabels
map[string]string

matchLabels is a map of {key,value} pairs. A single {key,value} in the matchLabels map is equivalent to an element of matchExpressions, whose key field is “key”, the operator is “In”, and the values array contains only “value”. The requirements are ANDed.

false

PGUpgrade.spec.affinity.podAffinity.preferredDuringSchedulingIgnoredDuringExecution[index].podAffinityTerm.namespaceSelector.matchExpressions

Parent

A label selector requirement is a selector that contains values, a key, and an operator that relates the key and values.

Name

Type

Description

Required

key

string

key is the label key that the selector applies to.

true

operator

string

operator represents a key’s relationship to a set of values. Valid operators are In, NotIn, Exists and DoesNotExist.

true

values

[]string

values is an array of string values. If the operator is In or NotIn, the values array must be non-empty. If the operator is Exists or DoesNotExist, the values array must be empty. This array is replaced during a strategic merge patch.

false

PGUpgrade.spec.affinity.podAffinity.requiredDuringSchedulingIgnoredDuringExecution[index]   Parent

Defines a set of pods (namely those matching the labelSelector relative to the given namespace(s)) that this pod should be co-located (affinity) or not co-located (anti-affinity) with, where co-located is defined as running on a node whose value of the label with key matches that of any node on which a pod of the set of pods is running

Name

Type

Description

Required

topologyKey

string

This pod should be co-located (affinity) or not co-located (anti-affinity) with the pods matching the labelSelector in the specified namespaces, where co-located is defined as running on a node whose value of the label with key topologyKey matches that of any node on which any of the selected pods is running. Empty topologyKey is not allowed.

true

labelSelector

object

A label query over a set of resources, in this case pods.

false

namespaceSelector

object

A label query over the set of namespaces that the term applies to. The term is applied to the union of the namespaces selected by this field and the ones listed in the namespaces field. null selector and null or empty namespaces list means “this pod’s namespace”. An empty selector ({}) matches all namespaces.

false

namespaces	
[]string	
namespaces specifies a static list of namespace names that the term applies to. The term is applied to the union of the namespaces listed in this field and the ones selected by namespaceSelector. null or empty namespaces list and null namespaceSelector means “this pod’s namespace”.	
false	
PGUpgrade.spec.affinity.podAffinity.requiredDuringSchedulingIgnoredDuringExecution[index].labelSelector	Parent
A label query over a set of resources, in this case pods.	
Name	
Type	
Description	
Required	
matchExpressions	
[]object	
matchExpressions is a list of label selector requirements. The requirements are ANDed.	
false	
matchLabels	
map[string]string	
matchLabels is a map of {key,value} pairs. A single {key,value} in the matchLabels map is equivalent to an element of matchExpressions, whose key field is “key”, the operator is “In”, and the values array contains only “value”. The requirements are ANDed.	
false	
PGUpgrade.spec.affinity.podAffinity.requiredDuringSchedulingIgnoredDuringExecution[index].labelSelector.matchExpressions[index]	Parent
A label selector requirement is a selector that contains values, a key, and an operator that relates the key and values.	
Name	
Type	
Description	
Required	
key	
string	
key is the label key that the selector applies to.	
true	
operator	
string	
operator represents a key’s relationship to a set of values. Valid operators are In, NotIn, Exists and DoesNotExist.	
true	
values	
[]string	
values is an array of string values. If the operator is In or NotIn, the values array must be non-empty. If the operator is Exists or DoesNotExist, the values array must be empty. This array is replaced during a strategic merge patch.	
false	
PGUpgrade.spec.affinity.podAffinity.requiredDuringSchedulingIgnoredDuringExecution[index].namespaceSelector	Parent
A label query over the set of namespaces that the term applies to. The term is applied to the union of the namespaces selected by this field and the ones listed in the namespaces field. null selector and null or empty namespaces list means “this pod’s namespace”. An empty selector ({} ) matches all namespaces.	
Name	



Type
Description
Required
matchExpressions
[]object
matchExpressions is a list of label selector requirements. The requirements are ANDed.
false
matchLabels
map[string]string
matchLabels is a map of {key,value} pairs. A single {key,value} in the matchLabels map is equivalent to an element of matchExpressions, whose key field is “key”, the operator is “In”, and the values array contains only “value”. The requirements are ANDed.
false
PGUpgrade.spec.affinity.podAffinity.requiredDuringSchedulingIgnoredDuringExecution[index].namespaceSelector.matchExpressions[index]
Parent
A label selector requirement is a selector that contains values, a key, and an operator that relates the key and values.
Name
Type
Description
Required
key
string
key is the label key that the selector applies to.
true
operator
string
operator represents a key’s relationship to a set of values. Valid operators are In, NotIn, Exists and DoesNotExist.
true
values
[]string
values is an array of string values. If the operator is In or NotIn, the values array must be non-empty. If the operator is Exists or DoesNotExist, the values array must be empty. This array is replaced during a strategic merge patch.
false
PGUpgrade.spec.affinity.podAntiAffinity
Parent
Describes pod anti-affinity scheduling rules (e.g. avoid putting this pod in the same node, zone, etc. as some other pod(s)).
Name
Type
Description
Required
preferredDuringSchedulingIgnoredDuringExecution
[]object
The scheduler will prefer to schedule pods to nodes that satisfy the anti-affinity expressions specified by this field, but it may choose a node that violates one or more of the expressions. The node that is most preferred is the one with the greatest sum of weights, i.e. for each node that meets all of the scheduling requirements (resource request, requiredDuringScheduling anti-affinity expressions, etc.), compute a sum by iterating through the elements of this field and adding “weight” to the sum if the node has pods which matches the corresponding podAffinityTerm; the node(s) with the highest sum are the most preferred.
false

requiredDuringSchedulingIgnoredDuringExecution

[]object

If the anti-affinity requirements specified by this field are not met at scheduling time, the pod will not be scheduled onto the node. If the anti-affinity requirements specified by this field cease to be met at some point during pod execution (e.g. due to a pod label update), the system may or may not try to eventually evict the pod from its node. When there are multiple elements, the lists of nodes corresponding to each podAffinityTerm are intersected, i.e. all terms must be satisfied.

false

PGUpgrade.spec.affinity.podAntiAffinity.preferredDuringSchedulingIgnoredDuringExecution[index] Parent

The weights of all of the matched WeightedPodAffinityTerm fields are added per-node to find the most preferred node(s)

Name

Type

Description

Required

podAffinityTerm

object

Required. A pod affinity term, associated with the corresponding weight.

true

weight

integer

weight associated with matching the corresponding podAffinityTerm, in the range 1-100.

true

PGUpgrade.spec.affinity.podAntiAffinity.preferredDuringSchedulingIgnoredDuringExecution[index].podAffinityTerm Parent

Required. A pod affinity term, associated with the corresponding weight.

Name

Type

Description

Required

topologyKey

string

This pod should be co-located (affinity) or not co-located (anti-affinity) with the pods matching the labelSelector in the specified namespaces, where co-located is defined as running on a node whose value of the label with key topologyKey matches that of any node on which any of the selected pods is running. Empty topologyKey is not allowed.

true

labelSelector

object

A label query over a set of resources, in this case pods.

false

namespaceSelector

object

A label query over the set of namespaces that the term applies to. The term is applied to the union of the namespaces selected by this field and the ones listed in the namespaces field. null selector and null or empty namespaces list means “this pod’s namespace”. An empty selector ({} ) matches all namespaces.

false

namespaces

[]string

namespaces specifies a static list of namespace names that the term applies to. The term is applied to the union of the namespaces listed in this field and the ones selected by namespaceSelector. null or empty namespaces list and null namespaceSelector means “this pod’s namespace”.

false

PGUpgrade.spec.affinity.podAntiAffinity.preferredDuringSchedulingIgnoredDuringExecution[index].podAffinityTerm.labelSelector  
Parent

A label query over a set of resources, in this case pods.

Name

Type

Description

Required

matchExpressions

[]object

matchExpressions is a list of label selector requirements. The requirements are ANDed.

false

matchLabels

map[string]string

matchLabels is a map of {key,value} pairs. A single {key,value} in the matchLabels map is equivalent to an element of matchExpressions, whose key field is “key”, the operator is “In”, and the values array contains only “value”. The requirements are ANDed.

false

PGUpgrade.spec.affinity.podAntiAffinity.preferredDuringSchedulingIgnoredDuringExecution[index].podAffinityTerm.labelSelector.matchEx  
Parent

A label selector requirement is a selector that contains values, a key, and an operator that relates the key and values.

Name

Type

Description

Required

key

string

key is the label key that the selector applies to.

true

operator

string

operator represents a key’s relationship to a set of values. Valid operators are In, NotIn, Exists and DoesNotExist.

true

values

[]string

values is an array of string values. If the operator is In or NotIn, the values array must be non-empty. If the operator is Exists or DoesNotExist, the values array must be empty. This array is replaced during a strategic merge patch.

false

PGUpgrade.spec.affinity.podAntiAffinity.preferredDuringSchedulingIgnoredDuringExecution[index].podAffinityTerm.namespaceSelector  
Parent

A label query over the set of namespaces that the term applies to. The term is applied to the union of the namespaces selected by this field and the ones listed in the namespaces field. null selector and null or empty namespaces list means “this pod’s namespace”. An empty selector ({} ) matches all namespaces.

Name

Type

Description
Required
matchExpressions
[]object
matchExpressions is a list of label selector requirements. The requirements are ANDed.
false
matchLabels
map[string]string
matchLabels is a map of {key,value} pairs. A single {key,value} in the matchLabels map is equivalent to an element of matchExpressions, whose key field is “key”, the operator is “In”, and the values array contains only “value”. The requirements are ANDed.
false
PGUpgrade.spec.affinity.podAntiAffinity.preferredDuringSchedulingIgnoredDuringExecution[index].podAffinityTerm.namespaceSelector.matchExpressions
Parent
A label selector requirement is a selector that contains values, a key, and an operator that relates the key and values.
Name
Type
Description
Required
key
string
key is the label key that the selector applies to.
true
operator
string
operator represents a key’s relationship to a set of values. Valid operators are In, NotIn, Exists and DoesNotExist.
true
values
[]string
values is an array of string values. If the operator is In or NotIn, the values array must be non-empty. If the operator is Exists or DoesNotExist, the values array must be empty. This array is replaced during a strategic merge patch.
false
PGUpgrade.spec.affinity.podAntiAffinity.requiredDuringSchedulingIgnoredDuringExecution[index].podAffinityTerm.namespaceSelector.matchExpressions
Parent
Defines a set of pods (namely those matching the labelSelector relative to the given namespace(s)) that this pod should be co-located (affinity) or not co-located (anti-affinity) with, where co-located is defined as running on a node whose value of the label with key matches that of any node on which a pod of the set of pods is running
Name
Type
Description
Required
topologyKey
string
This pod should be co-located (affinity) or not co-located (anti-affinity) with the pods matching the labelSelector in the specified namespaces, where co-located is defined as running on a node whose value of the label with key topologyKey matches that of any node on which any of the selected pods is running. Empty topologyKey is not allowed.
true
labelSelector

object	
A label query over a set of resources, in this case pods.	
false	
namespaceSelector	
object	
A label query over the set of namespaces that the term applies to. The term is applied to the union of the namespaces selected by this field and the ones listed in the namespaces field. null selector and null or empty namespaces list means “this pod’s namespace”. An empty selector ({} ) matches all namespaces.	
false	
namespaces	
[]string	
namespaces specifies a static list of namespace names that the term applies to. The term is applied to the union of the namespaces listed in this field and the ones selected by namespaceSelector. null or empty namespaces list and null namespaceSelector means “this pod’s namespace”.	
false	
PGUpgrade.spec.affinity.podAntiAffinity.requiredDuringSchedulingIgnoredDuringExecution[index].labelSelector	Parent
A label query over a set of resources, in this case pods.	
Name	
Type	
Description	
Required	
matchExpressions	
[]object	
matchExpressions is a list of label selector requirements. The requirements are ANDed.	
false	
matchLabels	
map[string]string	
matchLabels is a map of {key,value} pairs. A single {key,value} in the matchLabels map is equivalent to an element of matchExpressions, whose key field is “key”, the operator is “In”, and the values array contains only “value”. The requirements are ANDed.	
false	
PGUpgrade.spec.affinity.podAntiAffinity.requiredDuringSchedulingIgnoredDuringExecution[index].labelSelector.matchExpressions[index]	Parent
A label selector requirement is a selector that contains values, a key, and an operator that relates the key and values.	
Name	
Type	
Description	
Required	
key	
string	
key is the label key that the selector applies to.	
true	
operator	
string	
operator represents a key’s relationship to a set of values. Valid operators are In, NotIn, Exists and DoesNotExist.	
true	
values	

[]string	
values is an array of string values. If the operator is In or NotIn, the values array must be non-empty. If the operator is Exists or DoesNotExist, the values array must be empty. This array is replaced during a strategic merge patch.	
false	
PGUpgrade.spec.affinity.podAntiAffinity.requiredDuringSchedulingIgnoredDuringExecution[index].namespaceSelector	Parent
A label query over the set of namespaces that the term applies to. The term is applied to the union of the namespaces selected by this field and the ones listed in the namespaces field. null selector and null or empty namespaces list means “this pod’s namespace”. An empty selector ({} ) matches all namespaces.	
Name	
Type	
Description	
Required	
matchExpressions	
[]object	
matchExpressions is a list of label selector requirements. The requirements are ANDed.	
false	
matchLabels	
map[string]string	
matchLabels is a map of {key,value} pairs. A single {key,value} in the matchLabels map is equivalent to an element of matchExpressions, whose key field is “key”, the operator is “In”, and the values array contains only “value”. The requirements are ANDed.	
false	
PGUpgrade.spec.affinity.podAntiAffinity.requiredDuringSchedulingIgnoredDuringExecution[index].namespaceSelector.matchExpressions[i]	Parent
A label selector requirement is a selector that contains values, a key, and an operator that relates the key and values.	
Name	
Type	
Description	
Required	
key	
string	
key is the label key that the selector applies to.	
true	
operator	
string	
operator represents a key’s relationship to a set of values. Valid operators are In, NotIn, Exists and DoesNotExist.	
true	
values	
[]string	
values is an array of string values. If the operator is In or NotIn, the values array must be non-empty. If the operator is Exists or DoesNotExist, the values array must be empty. This array is replaced during a strategic merge patch.	
false	
PGUpgrade.spec.imagePullSecrets[index]	Parent
LocalObjectReference contains enough information to let you locate the referenced object inside the same namespace.	
Name	
Type	
Description	

Required

name

string

Name of the referent. More info: <https://kubernetes.io/docs/concepts/overview/working-with-objects/names/#names>

false

PGUpgrade.spec.metadata   Parent

Metadata contains metadata for custom resources

Name

Type

Description

Required

annotations

map[string]string

false

labels

map[string]string

false

PGUpgrade.spec.resources   Parent

Resource requirements for the PGUpgrade container.

Name

Type

Description

Required

limits

map[string]int or string

Limits describes the maximum amount of compute resources allowed. More info: <https://kubernetes.io/docs/concepts/configuration/manage-resources-containers/>

false

requests

map[string]int or string

Requests describes the minimum amount of compute resources required. If Requests is omitted for a container, it defaults to Limits if that is explicitly specified, otherwise to an implementation-defined value. More info: <https://kubernetes.io/docs/concepts/configuration/manage-resources-containers/>

false

PGUpgrade.spec.tolerations[index]   Parent

The pod this Toleration is attached to tolerates any taint that matches the triple using the matching operator .

Name

Type

Description

Required

effect

string

Effect indicates the taint effect to match. Empty means match all taint effects. When specified, allowed values are NoSchedule, PreferNoSchedule and NoExecute.

false

key
string
Key is the taint key that the toleration applies to. Empty means match all taint keys. If the key is empty, operator must be Exists; this combination means to match all values and all keys.
false
operator
string
Operator represents a key’s relationship to the value. Valid operators are Exists and Equal. Defaults to Equal. Exists is equivalent to wildcard for value, so that a pod can tolerate all taints of a particular category.
false
tolerationSeconds
integer
TolerationSeconds represents the period of time the toleration (which must be of effect NoExecute, otherwise this field is ignored) tolerates the taint. By default, it is not set, which means tolerate the taint forever (do not evict). Zero and negative values will be treated as 0 (evict immediately) by the system.
false
value
string
Value is the taint value the toleration matches to. If the operator is Exists, the value should be empty, otherwise just a regular string.
false
PGUpgrade.status    Parent
PGUpgradeStatus defines the observed state of PGUpgrade
Name
Type
Description
Required
conditions
[]object
conditions represent the observations of PGUpgrade’s current state.
false
observedGeneration
integer
observedGeneration represents the .metadata.generation on which the status was based.
false
PGUpgrade.status.conditions[index]    Parent
Condition contains details for one aspect of the current state of this API Resource. — This struct is intended for direct use as an array at the field path .status.conditions. For example, type FooStatus struct{ // Represents the observations of a foo’s current state. // Known .status.conditions.type are: “Available”, “Progressing”, and “Degraded” // +patchMergeKey=type // +patchStrategy=merge // +listType=map // +listMapKey=type Conditions []metav1.Condition json:"conditions,omitempty" patchStrategy:"merge" patchMergeKey:"type" protobuf:"bytes,1,rep,name=conditions" // other fields }
Name
Type
Description
Required
lastTransitionTime
string



lastTransitionTime is the last time the condition transitioned from one status to another. This should be when the underlying condition changed. If that is not known, then using the time when the API field changed is acceptable.

true

message

string

message is a human readable message indicating details about the transition. This may be an empty string.

true

reason

string

reason contains a programmatic identifier indicating the reason for the condition’s last transition. Producers of specific condition types may define expected values and meanings for this field, and whether the values are considered a guaranteed API. The value should be a CamelCase string. This field may not be empty.

true

status

enum

status of the condition, one of True, False, Unknown.

true

type

string

type of condition in CamelCase or in foo.example.com/CamelCase. — Many .condition.type values are consistent across resources like Available, but because arbitrary conditions can be useful (see .node.status.conditions), the ability to deconflict is important. The regex it matches is (dns1123SubdomainFmt/)?(qualifiedNameFmt)

true

observedGeneration

integer

observedGeneration represents the .metadata.generation that the condition was set based upon. For instance, if .metadata.generation is currently 12, but the .status.conditions[x].observedGeneration is 9, the condition is out of date with respect to the current state of the instance.

false

PostgresCluster

PostgresCluster is the Schema for the postgresclusters API

Name

Type

Description

Required

apiVersion

string

postgres-operator.crunchydata.com/v1beta1

true

kind

string

PostgresCluster

true

metadata

object

Refer to the Kubernetes API documentation for the fields of the `metadata` field.

true

spec

object

PostgresClusterSpec defines the desired state of PostgresCluster

false

status

object

PostgresClusterStatus defines the observed state of PostgresCluster

false

PostgresCluster.spec   Parent

PostgresClusterSpec defines the desired state of PostgresCluster

Name

Type

Description

Required

backups

object

PostgreSQL backup configuration

true

instances

[]object

Specifies one or more sets of PostgreSQL pods that replicate data for this cluster.

true

postgresVersion

integer

The major version of PostgreSQL installed in the PostgreSQL image

true

config

object

false

customReplicationTLSSecret

object

The secret containing the replication client certificates and keys for secure connections to the PostgreSQL server. It will need to contain the client TLS certificate, TLS key and the Certificate Authority certificate with the data keys set to tls.crt, tls.key and ca.crt, respectively. NOTE: If CustomReplicationClientTLSSecret is provided, CustomTLSSecret MUST be provided and the ca.crt provided must be the same.

false

customTLSSecret

object

The secret containing the Certificates and Keys to encrypt PostgreSQL traffic will need to contain the server TLS certificate, TLS key and the Certificate Authority certificate with the data keys set to tls.crt, tls.key and ca.crt, respectively. It will then be mounted as a volume projection to the ‘/pgconf/tls’ directory. For more information on Kubernetes secret projections, please see <https://k8s.io/docs/concepts/configuration/secret/#projection-of-secret-keys-to-specific-paths> NOTE: If CustomTLSSecret is provided, CustomReplicationClientTLSSecret MUST be provided and the ca.crt provided must be the same.

false

dataSource

object	
Specifies a data source for bootstrapping the PostgreSQL cluster.	
false	
databaseInitSQL	
object	
DatabaseInitSQL defines a ConfigMap containing custom SQL that will be run after the cluster is initialized. This ConfigMap must be in the same namespace as the cluster.	
false	
disableDefaultPodScheduling	
boolean	
Whether or not the PostgreSQL cluster should use the defined default scheduling constraints. If the field is unset or false, the default scheduling constraints will be used in addition to any custom constraints provided.	
false	
image	
string	
The image name to use for PostgreSQL containers. When omitted, the value comes from an operator environment variable. For standard PostgreSQL images, the format is RELATED_IMAGE_POSTGRES_{postgresVersion}, e.g. RELATED_IMAGE_POSTGRES_13. For PostGIS enabled PostgreSQL images, the format is RELATED_IMAGE_POSTGRES_{postgresVersion}GIS{postGISVersion}, e.g. RELATED_IMAGE_POSTGRES_13_GIS_3.1.	
false	
imagePullPolicy	
enum	
ImagePullPolicy is used to determine when Kubernetes will attempt to pull (download) container images. More info: <a href="https://kubernetes.io/docs/concepts/configuration/imagelocating/">https://kubernetes.io/docs/concepts/configuration/imagelocating/</a>	
pull-policy	
false	
imagePullSecrets	
[]object	
The image pull secrets used to pull from a private registry Changing this value causes all running pods to restart. <a href="https://k8s.io/docs/tasks/configure-pod-container/pull-image-private-registry/">https://k8s.io/docs/tasks/configure-pod-container/pull-image-private-registry/</a>	
false	
metadata	
object	
Metadata contains metadata for custom resources	
false	
monitoring	
object	
The specification of monitoring tools that connect to PostgreSQL	
false	
openshift	
boolean	
Whether or not the PostgreSQL cluster is being deployed to an OpenShift environment. If the field is unset, the operator will automatically detect the environment.	
false	
patroni	
object	
false	

paused

boolean

Suspends the rollout and reconciliation of changes made to the PostgresCluster spec.

false

port

integer

The port on which PostgreSQL should listen.

false

postGISVersion

string

The PostGIS extension version installed in the PostgreSQL image. When image is not set, indicates a PostGIS enabled image will be used.

false

proxy

object

The specification of a proxy that connects to PostgreSQL.

false

service

object

Specification of the service that exposes the PostgreSQL primary instance.

false

shutdown

boolean

Whether or not the PostgreSQL cluster should be stopped. When this is true, workloads are scaled to zero and CronJobs are suspended. Other resources, such as Services and Volumes, remain in place.

false

standby

object

Run this cluster as a read-only copy of an existing cluster or archive.

false

supplementalGroups

[]integer

A list of group IDs applied to the process of a container. These can be useful when accessing shared file systems with constrained permissions. More info: <https://kubernetes.io/docs/reference/kubernetes-api/workload-resources/pod-v1/#security-context>

false

userInterface

object

The specification of a user interface that connects to PostgreSQL.

false

users

[]object

Users to create inside PostgreSQL and the databases they should access. The default creates one user that can access one database matching the PostgresCluster name. An empty list creates no users. Removing a user from this list does NOT drop the user nor revoke their access.

false

PostgresCluster.spec.backups    Parent

PostgreSQL backup configuration

Name

Type

Description

Required

pgbackrest

object

pgBackRest archive configuration

true

PostgresCluster.spec.backups.pgbackrest Parent

pgBackRest archive configuration

Name

Type

Description

Required

repos

[]object

Defines a pgBackRest repository

true

configuration

[]object

Projected volumes containing custom pgBackRest configuration. These files are mounted under “/etc/pgbackrest/conf.d” alongside any pgBackRest configuration generated by the PostgreSQL Operator: <https://pgbackrest.org/configuration.html>

false

global

map[string]string

Global pgBackRest configuration settings. These settings are included in the “global” section of the pgBackRest configuration generated by the PostgreSQL Operator, and then mounted under “/etc/pgbackrest/conf.d”: <https://pgbackrest.org/configuration.html>

false

image

string

The image name to use for pgBackRest containers. Utilized to run pgBackRest repository hosts and backups. The image may also be set using the RELATED\_IMAGE\_PGBACKREST environment variable

false

jobs

object

Jobs field allows configuration for all backup jobs

false

manual

object

Defines details for manual pgBackRest backup Jobs

false

metadata

object

Metadata contains metadata for custom resources

false	
repoHost	
object	
Defines configuration for a pgBackRest dedicated repository host. This section is only applicable if at least one “volume” (i.e. PVC-based) repository is defined in the “repos” section, therefore enabling a dedicated repository host Deployment.	
false	
restore	
object	
Defines details for performing an in-place restore using pgBackRest	
false	
sidecars	
object	
Configuration for pgBackRest sidecar containers	
false	
PostgresCluster.spec.backups.pgbackrest.repos[index]	Parent
PGBackRestRepo represents a pgBackRest repository. Only one of its members may be specified.	
Name	
Type	
Description	
Required	
name	
string	
The name of the the repository	
true	
azure	
object	
Represents a pgBackRest repository that is created using Azure storage	
false	
gcs	
object	
Represents a pgBackRest repository that is created using Google Cloud Storage	
false	
s3	
object	
RepoS3 represents a pgBackRest repository that is created using AWS S3 (or S3-compatible) storage	
false	
schedules	
object	
Defines the schedules for the pgBackRest backups Full, Differential and Incremental backup types are supported: <a href="https://pgbackrest.org/user-guide.html#concept/backup">https://pgbackrest.org/user-guide.html#concept/backup</a>	
false	
volume	
object	
Represents a pgBackRest repository that is created using a PersistentVolumeClaim	

false

PostgresCluster.spec.backups.pgbackrest.repos[index].azure   Parent

Represents a pgBackRest repository that is created using Azure storage

Name

Type

Description

Required

container

string

The Azure container utilized for the repository

true

PostgresCluster.spec.backups.pgbackrest.repos[index].gcs   Parent

Represents a pgBackRest repository that is created using Google Cloud Storage

Name

Type

Description

Required

bucket

string

The GCS bucket utilized for the repository

true

PostgresCluster.spec.backups.pgbackrest.repos[index].s3   Parent

RepoS3 represents a pgBackRest repository that is created using AWS S3 (or S3-compatible) storage

Name

Type

Description

Required

bucket

string

The S3 bucket utilized for the repository

true

endpoint

string

A valid endpoint corresponding to the specified region

true

region

string

The region corresponding to the S3 bucket

true

PostgresCluster.spec.backups.pgbackrest.repos[index].schedules   Parent

Defines the schedules for the pgBackRest backups Full, Differential and Incremental backup types are supported: <https://pgbackrest.org/user-guide.html#concept/backup>

Name

Type

Description	
Required	
differential	
string	
Defines the Cron schedule for a differential pgBackRest backup. Follows the standard Cron schedule syntax: <a href="https://k8s.io/docs/concepts/workloads/controllers/cron-jobs/#cron-schedule-syntax">https://k8s.io/docs/concepts/workloads/controllers/cron-jobs/#cron-schedule-syntax</a>	
false	
full	
string	
Defines the Cron schedule for a full pgBackRest backup. Follows the standard Cron schedule syntax: <a href="https://k8s.io/docs/concepts/workloads/controllers/cron-jobs/#cron-schedule-syntax">https://k8s.io/docs/concepts/workloads/controllers/cron-jobs/#cron-schedule-syntax</a>	
false	
incremental	
string	
Defines the Cron schedule for an incremental pgBackRest backup. Follows the standard Cron schedule syntax: <a href="https://k8s.io/docs/concepts/workloads/controllers/cron-jobs/#cron-schedule-syntax">https://k8s.io/docs/concepts/workloads/controllers/cron-jobs/#cron-schedule-syntax</a>	
false	
PostgresCluster.spec.backups.pgbackrest.repos[index].volume	Parent
Represents a pgBackRest repository that is created using a PersistentVolumeClaim	
Name	
Type	
Description	
Required	
volumeClaimSpec	
object	
Defines a PersistentVolumeClaim spec used to create and/or bind a volume	
true	
PostgresCluster.spec.backups.pgbackrest.repos[index].volume.volumeClaimSpec	Parent
Defines a PersistentVolumeClaim spec used to create and/or bind a volume	
Name	
Type	
Description	
Required	
accessModes	
[]string	
accessModes contains the desired access modes the volume should have. More info: <a href="https://kubernetes.io/docs/concepts/storage/persistent-volumes#access-modes-1">https://kubernetes.io/docs/concepts/storage/persistent-volumes#access-modes-1</a>	
true	
resources	
object	
resources represents the minimum resources the volume should have. If RecoverVolumeExpansionFailure feature is enabled users are allowed to specify resource requirements that are lower than previous value but must still be higher than capacity recorded in the status field of the claim. More info: <a href="https://kubernetes.io/docs/concepts/storage/persistent-volumes#resources">https://kubernetes.io/docs/concepts/storage/persistent-volumes#resources</a>	
true	
dataSource	
object	



dataSource field can be used to specify either:

- \* An existing VolumeSnapshot object (snapshot.storage.k8s.io/VolumeSnapshot)
- \* An existing PVC (PersistentVolumeClaim) If the provisioner or an external controller can support the specified data source, it will create a new volume based on the contents of the specified data source. If the AnyVolumeDataSource feature gate is enabled, this field will always have the same contents as the DataSourceRef field.

false

dataSourceRef

object

dataSourceRef specifies the object from which to populate the volume with data, if a non-empty volume is desired. This may be any local object from a non-empty API group (non core object) or a PersistentVolumeClaim object. When this field is specified, volume binding will only succeed if the type of the specified object matches some installed volume populator or dynamic provisioner. This field will replace the functionality of the DataSource field and as such if both fields are non-empty, they must have the same value. For backwards compatibility, both fields (DataSource and DataSourceRef) will be set to the same value automatically if one of them is empty and the other is non-empty. There are two important differences between DataSource and DataSourceRef:

- \* While DataSource only allows two specific types of objects, DataSourceRef allows any non-core object, as well as PersistentVolumeClaim objects.
- \* While DataSource ignores disallowed values (dropping them), DataSourceRef preserves all values, and generates an error if a disallowed value is specified. (Beta)

Using this field requires the AnyVolumeDataSource feature gate to be enabled.

false

selector

object

selector is a label query over volumes to consider for binding.

false

storageClassName

string

storageClassName is the name of the StorageClass required by the claim. More info: <https://kubernetes.io/docs/concepts/storage/persistent-volumes#class-1>

false

volumeMode

string

volumeMode defines what type of volume is required by the claim. Value of Filesystem is implied when not included in claim spec.

false

volumeName

string

volumeName is the binding reference to the PersistentVolume backing this claim.

false

PostgresCluster.spec.backups.pgbackrest.repos[index].volume.volumeClaimSpec.resources   Parent

resources represents the minimum resources the volume should have. If RecoverVolumeExpansionFailure feature is enabled users are allowed to specify resource requirements that are lower than previous value but must still be higher than capacity recorded in the status field of the claim. More info: <https://kubernetes.io/docs/concepts/storage/persistent-volumes#resources>

Name

Type

Description

Required

requests

map[string]int or string

Requests describes the minimum amount of compute resources required. If Requests is omitted for a container, it defaults to Limits if that is explicitly specified, otherwise to an implementation-defined value. More info: <https://kubernetes.io/docs/concepts/configuration/manage-resources-containers/>

true

limits

map[string]int or string

Limits describes the maximum amount of compute resources allowed. More info: <https://kubernetes.io/docs/concepts/configuration/manage-resources-containers/>

false

PostgresCluster.spec.backups.pgbackrest.repos[index].volume.volumeClaimSpec.dataSource Parent

dataSource field can be used to specify either: \* An existing VolumeSnapshot object (snapshot.storage.k8s.io/VolumeSnapshot) \* An existing PVC (PersistentVolumeClaim) If the provisioner or an external controller can support the specified data source, it will create a new volume based on the contents of the specified data source. If the AnyVolumeDataSource feature gate is enabled, this field will always have the same contents as the DataSourceRef field.

Name

Type

Description

Required

kind

string

Kind is the type of resource being referenced

true

name

string

Name is the name of resource being referenced

true

apiGroup

string

APIGroup is the group for the resource being referenced. If APIGroup is not specified, the specified Kind must be in the core API group. For any other third-party types, APIGroup is required.

false

PostgresCluster.spec.backups.pgbackrest.repos[index].volume.volumeClaimSpec.dataSourceRef Parent

dataSourceRef specifies the object from which to populate the volume with data, if a non-empty volume is desired. This may be any local object from a non-empty API group (non core object) or a PersistentVolumeClaim object. When this field is specified, volume binding will only succeed if the type of the specified object matches some installed volume populator or dynamic provisioner. This field will replace the functionality of the DataSource field and as such if both fields are non-empty, they must have the same value. For backwards compatibility, both fields (DataSource and DataSourceRef) will be set to the same value automatically if one of them is empty and the other is non-empty. There are two important differences between DataSource and DataSourceRef: \* While DataSource only allows two specific types of objects, DataSourceRef allows any non-core object, as well as PersistentVolumeClaim objects. \* While DataSource ignores disallowed values (dropping them), DataSourceRef preserves all values, and generates an error if a disallowed value is specified. (Beta) Using this field requires the AnyVolumeDataSource feature gate to be enabled.

Name

Type

Description

Required

kind

string

Kind is the type of resource being referenced

true

name

string

Name is the name of resource being referenced

true

apiGroup	
string	
APIGroup is the group for the resource being referenced. If APIGroup is not specified, the specified Kind must be in the core API group. For any other third-party types, APIGroup is required.	
false	
PostgresCluster.spec.backups.pgbackrest.repos[index].volume.volumeClaimSpec.selector	Parent
selector is a label query over volumes to consider for binding.	
Name	
Type	
Description	
Required	
matchExpressions	
[]object	
matchExpressions is a list of label selector requirements. The requirements are ANDed.	
false	
matchLabels	
map[string]string	
matchLabels is a map of {key,value} pairs. A single {key,value} in the matchLabels map is equivalent to an element of matchExpressions, whose key field is “key”, the operator is “In”, and the values array contains only “value”. The requirements are ANDed.	
false	
PostgresCluster.spec.backups.pgbackrest.repos[index].volume.volumeClaimSpec.selector.matchExpressions[index]	Parent
A label selector requirement is a selector that contains values, a key, and an operator that relates the key and values.	
Name	
Type	
Description	
Required	
key	
string	
key is the label key that the selector applies to.	
true	
operator	
string	
operator represents a key’s relationship to a set of values. Valid operators are In, NotIn, Exists and DoesNotExist.	
true	
values	
[]string	
values is an array of string values. If the operator is In or NotIn, the values array must be non-empty. If the operator is Exists or DoesNotExist, the values array must be empty. This array is replaced during a strategic merge patch.	
false	
PostgresCluster.spec.backups.pgbackrest.configuration[index]	Parent
Projection that may be projected along with other supported volume types	
Name	
Type	
Description	
Required	

configMap  
object  
configMap information about the configMap data to project  
false  
downwardAPI  
object  
downwardAPI information about the downwardAPI data to project  
false  
secret  
object  
secret information about the secret data to project  
false  
serviceAccountToken  
object  
serviceAccountToken is information about the serviceAccountToken data to project  
false

PostgresCluster.spec.backups.pgbackrest.configuration[index].configMap   Parent  
configMap information about the configMap data to project

Name
Type
Description
Required
items
[]object
items if unspecified, each key-value pair in the Data field of the referenced ConfigMap will be projected into the volume as a file whose name is the key and content is the value. If specified, the listed keys will be projected into the specified paths, and unlisted keys will not be present. If a key is specified which is not present in the ConfigMap, the volume setup will error unless it is marked optional. Paths must be relative and may not contain the ‘.’ path or start with ‘..’

false  
name  
string  
Name of the referent. More info: <https://kubernetes.io/docs/concepts/overview/working-with-objects/names/#names>  
false  
optional  
boolean  
optional specify whether the ConfigMap or its keys must be defined  
false

PostgresCluster.spec.backups.pgbackrest.configuration[index].configMap.items[index]   Parent  
Maps a string key to a path within a volume.

Name
Type
Description
Required
key
string

key is the key to project.

true

path

string

path is the relative path of the file to map the key to. May not be an absolute path. May not contain the path element ‘.’. May not start with the string ‘.’.

true

mode

integer

mode is Optional: mode bits used to set permissions on this file. Must be an octal value between 0000 and 0777 or a decimal value between 0 and 511. YAML accepts both octal and decimal values, JSON requires decimal values for mode bits. If not specified, the volume defaultMode will be used. This might be in conflict with other options that affect the file mode, like fsGroup, and the result can be other mode bits set.

false

PostgresCluster.spec.backups.pgbackrest.configuration[index].downwardAPI   Parent

downwardAPI information about the downwardAPI data to project

Name

Type

Description

Required

items

[]object

Items is a list of DownwardAPIVolume file

false

PostgresCluster.spec.backups.pgbackrest.configuration[index].downwardAPI.items[index]   Parent

DownwardAPIVolumeFile represents information to create the file containing the pod field

Name

Type

Description

Required

path

string

Required: Path is the relative path name of the file to be created. Must not be absolute or contain the ‘.’ path. Must be utf-8 encoded. The first item of the relative path must not start with ‘.’

true

fieldRef

object

Required: Selects a field of the pod: only annotations, labels, name and namespace are supported.

false

mode

integer

Optional: mode bits used to set permissions on this file, must be an octal value between 0000 and 0777 or a decimal value between 0 and 511. YAML accepts both octal and decimal values, JSON requires decimal values for mode bits. If not specified, the volume defaultMode will be used. This might be in conflict with other options that affect the file mode, like fsGroup, and the result can be other mode bits set.

false

resourceFieldRef

object
Selects a resource of the container: only resources limits and requests (limits.cpu, limits.memory, requests.cpu and requests.memory) are currently supported.
false
PostgresCluster.spec.backups.pgbackrest.configuration[index].downwardAPI.items[index].fieldRef   Parent
Required: Selects a field of the pod: only annotations, labels, name and namespace are supported.
Name
Type
Description
Required
fieldPath
string
Path of the field to select in the specified API version.
true
apiVersion
string
Version of the schema the FieldPath is written in terms of, defaults to “v1”.
false
PostgresCluster.spec.backups.pgbackrest.configuration[index].downwardAPI.items[index].resourceFieldRef   Parent
Selects a resource of the container: only resources limits and requests (limits.cpu, limits.memory, requests.cpu and requests.memory) are currently supported.
Name
Type
Description
Required
resource
string
Required: resource to select
true
containerName
string
Container name: required for volumes, optional for env vars
false
divisor
int or string
Specifies the output format of the exposed resources, defaults to “1”
false
PostgresCluster.spec.backups.pgbackrest.configuration[index].secret   Parent
secret information about the secret data to project
Name
Type
Description
Required
items

object
items if unspecified, each key-value pair in the Data field of the referenced Secret will be projected into the volume as a file whose name is the key and content is the value. If specified, the listed keys will be projected into the specified paths, and unlisted keys will not be present. If a key is specified which is not present in the Secret, the volume setup will error unless it is marked optional. Paths must be relative and may not contain the ‘.’ path or start with ‘.’.
false
name
string
Name of the referent. More info: <a href="https://kubernetes.io/docs/concepts/overview/working-with-objects/names/#names">https://kubernetes.io/docs/concepts/overview/working-with-objects/names/#names</a>
false
optional
boolean
optional field specify whether the Secret or its key must be defined
false
PostgresCluster.spec.backups.pgbackrest.configuration[index].secret.items[index] Parent
Maps a string key to a path within a volume.
Name
Type
Description
Required
key
string
key is the key to project.
true
path
string
path is the relative path of the file to map the key to. May not be an absolute path. May not contain the path element ‘.’. May not start with the string ‘.’.
true
mode
integer
mode is Optional: mode bits used to set permissions on this file. Must be an octal value between 0000 and 0777 or a decimal value between 0 and 511. YAML accepts both octal and decimal values, JSON requires decimal values for mode bits. If not specified, the volume defaultMode will be used. This might be in conflict with other options that affect the file mode, like fsGroup, and the result can be other mode bits set.
false
PostgresCluster.spec.backups.pgbackrest.configuration[index].serviceAccountToken Parent
serviceAccountToken is information about the serviceAccountToken data to project
Name
Type
Description
Required
path
string
path is the path relative to the mount point of the file to project the token into.
true

audience	
string	
audience is the intended audience of the token. A recipient of a token must identify itself with an identifier specified in the audience of the token, and otherwise should reject the token. The audience defaults to the identifier of the apiserver.	
false	
expirationSeconds	
integer	
expirationSeconds is the requested duration of validity of the service account token. As the token approaches expiration, the kubelet volume plugin will proactively rotate the service account token. The kubelet will start trying to rotate the token if the token is older than 80 percent of its time to live or if the token is older than 24 hours.Defaults to 1 hour and must be at least 10 minutes.	
false	
PostgresCluster.spec.backups.pgbackrest.jobs	Parent
Jobs field allows configuration for all backup jobs	
Name	
Type	
Description	
Required	
affinity	
object	
Scheduling constraints of pgBackRest backup Job pods. More info: <a href="https://kubernetes.io/docs/concepts/scheduling-eviction/assign-pod-node">https://kubernetes.io/docs/concepts/scheduling-eviction/assign-pod-node</a>	
false	
priorityClassName	
string	
Priority class name for the pgBackRest backup Job pods. More info: <a href="https://kubernetes.io/docs/concepts/scheduling-eviction/pod-priority-preemption/">https://kubernetes.io/docs/concepts/scheduling-eviction/pod-priority-preemption/</a>	
false	
resources	
object	
Resource limits for backup jobs. Includes manual, scheduled and replica create backups	
false	
tolerations	
[]object	
Tolerations of pgBackRest backup Job pods. More info: <a href="https://kubernetes.io/docs/concepts/scheduling-eviction/taint-and-toleration">https://kubernetes.io/docs/concepts/scheduling-eviction/taint-and-toleration</a>	
false	
ttlSecondsAfterFinished	
integer	
Limit the lifetime of a Job that has finished. More info: <a href="https://kubernetes.io/docs/concepts/workloads/controllers/job">https://kubernetes.io/docs/concepts/workloads/controllers/job</a>	
false	
PostgresCluster.spec.backups.pgbackrest.jobs.affinity	Parent
Scheduling constraints of pgBackRest backup Job pods. More info: <a href="https://kubernetes.io/docs/concepts/scheduling-eviction/assign-pod-node">https://kubernetes.io/docs/concepts/scheduling-eviction/assign-pod-node</a>	
Name	
Type	
Description	
Required	



nodeAffinity	
object	
Describes node affinity scheduling rules for the pod.	
false	
podAffinity	
object	
Describes pod affinity scheduling rules (e.g. co-locate this pod in the same node, zone, etc. as some other pod(s)).	
false	
podAntiAffinity	
object	
Describes pod anti-affinity scheduling rules (e.g. avoid putting this pod in the same node, zone, etc. as some other pod(s)).	
false	
PostgresCluster.spec.backups.pgbackrest.jobs.affinity.nodeAffinity	Parent
Describes node affinity scheduling rules for the pod.	
Name	
Type	
Description	
Required	
preferredDuringSchedulingIgnoredDuringExecution	
[]object	
The scheduler will prefer to schedule pods to nodes that satisfy the affinity expressions specified by this field, but it may choose a node that violates one or more of the expressions. The node that is most preferred is the one with the greatest sum of weights, i.e. for each node that meets all of the scheduling requirements (resource request, requiredDuringScheduling affinity expressions, etc.), compute a sum by iterating through the elements of this field and adding “weight” to the sum if the node matches the corresponding matchExpressions; the node(s) with the highest sum are the most preferred.	
false	
requiredDuringSchedulingIgnoredDuringExecution	
object	
If the affinity requirements specified by this field are not met at scheduling time, the pod will not be scheduled onto the node. If the affinity requirements specified by this field cease to be met at some point during pod execution (e.g. due to an update), the system may or may not try to eventually evict the pod from its node.	
false	
PostgresCluster.spec.backups.pgbackrest.jobs.affinity.nodeAffinity.preferredDuringSchedulingIgnoredDuringExecution[index]	Parent
An empty preferred scheduling term matches all objects with implicit weight 0 (i.e. it’s a no-op). A null preferred scheduling term matches no objects (i.e. is also a no-op).	
Name	
Type	
Description	
Required	
preference	
object	
A node selector term, associated with the corresponding weight.	
true	
weight	
integer	
Weight associated with matching the corresponding nodeSelectorTerm, in the range 1-100.	

true	
PostgresCluster.spec.backups.pgbackrest.jobs.affinity.nodeAffinity.preferredDuringSchedulingIgnoredDuringExecution[index].preferenceParent	
A node selector term, associated with the corresponding weight.	
Name	
Type	
Description	
Required	
matchExpressions	
[]object	
A list of node selector requirements by node's labels.	
false	
matchFields	
[]object	
A list of node selector requirements by node's fields.	
false	
PostgresCluster.spec.backups.pgbackrest.jobs.affinity.nodeAffinity.preferredDuringSchedulingIgnoredDuringExecution[index].preference.matchExpressions	
Parent	
A node selector requirement is a selector that contains values, a key, and an operator that relates the key and values.	
Name	
Type	
Description	
Required	
key	
string	
The label key that the selector applies to.	
true	
operator	
string	
Represents a key's relationship to a set of values. Valid operators are In, NotIn, Exists, DoesNotExist. Gt, and Lt.	
true	
values	
[]string	
An array of string values. If the operator is In or NotIn, the values array must be non-empty. If the operator is Exists or DoesNotExist, the values array must be empty. If the operator is Gt or Lt, the values array must have a single element, which will be interpreted as an integer. This array is replaced during a strategic merge patch.	
false	
PostgresCluster.spec.backups.pgbackrest.jobs.affinity.nodeAffinity.preferredDuringSchedulingIgnoredDuringExecution[index].preference.matchFields	
Parent	
A node selector requirement is a selector that contains values, a key, and an operator that relates the key and values.	
Name	
Type	
Description	
Required	
key	

string

The label key that the selector applies to.

true

operator

string

Represents a key’s relationship to a set of values. Valid operators are In, NotIn, Exists, DoesNotExist. Gt, and Lt.

true

values

[]string

An array of string values. If the operator is In or NotIn, the values array must be non-empty. If the operator is Exists or DoesNotExist, the values array must be empty. If the operator is Gt or Lt, the values array must have a single element, which will be interpreted as an integer. This array is replaced during a strategic merge patch.

false

PostgresCluster.spec.backups.pgbackrest.jobs.affinity.nodeAffinity.requiredDuringSchedulingIgnoredDuringExecution Parent

If the affinity requirements specified by this field are not met at scheduling time, the pod will not be scheduled onto the node. If the affinity requirements specified by this field cease to be met at some point during pod execution (e.g. due to an update), the system may or may not try to eventually evict the pod from its node.

Name

Type

Description

Required

nodeSelectorTerms

[]object

Required. A list of node selector terms. The terms are ORed.

true

PostgresCluster.spec.backups.pgbackrest.jobs.affinity.nodeAffinity.requiredDuringSchedulingIgnoredDuringExecution.nodeSelectorTerms[in] Parent

A null or empty node selector term matches no objects. The requirements of them are ANDed. The TopologySelectorTerm type implements a subset of the NodeSelectorTerm.

Name

Type

Description

Required

matchExpressions

[]object

A list of node selector requirements by node’s labels.

false

matchFields

[]object

A list of node selector requirements by node’s fields.

false

PostgresCluster.spec.backups.pgbackrest.jobs.affinity.nodeAffinity.requiredDuringSchedulingIgnoredDuringExecution.nodeSelectorTerms[in] Parent

A node selector requirement is a selector that contains values, a key, and an operator that relates the key and values.

Name

Type

Description
Required
key
string
The label key that the selector applies to.
true
operator
string
Represents a key’s relationship to a set of values. Valid operators are In, NotIn, Exists, DoesNotExist. Gt, and Lt.
true
values
[]string
An array of string values. If the operator is In or NotIn, the values array must be non-empty. If the operator is Exists or DoesNotExist, the values array must be empty. If the operator is Gt or Lt, the values array must have a single element, which will be interpreted as an integer. This array is replaced during a strategic merge patch.
false
PostgresCluster.spec.backups.pgbackrest.jobs.affinity.nodeAffinity.requiredDuringSchedulingIgnoredDuringExecution.nodeSelectorTerms[inParent
A node selector requirement is a selector that contains values, a key, and an operator that relates the key and values.
Name
Type
Description
Required
key
string
The label key that the selector applies to.
true
operator
string
Represents a key’s relationship to a set of values. Valid operators are In, NotIn, Exists, DoesNotExist. Gt, and Lt.
true
values
[]string
An array of string values. If the operator is In or NotIn, the values array must be non-empty. If the operator is Exists or DoesNotExist, the values array must be empty. If the operator is Gt or Lt, the values array must have a single element, which will be interpreted as an integer. This array is replaced during a strategic merge patch.
false
PostgresCluster.spec.backups.pgbackrest.jobs.affinity.podAffinity
Parent
Describes pod affinity scheduling rules (e.g. co-locate this pod in the same node, zone, etc. as some other pod(s)).
Name
Type
Description
Required
preferredDuringSchedulingIgnoredDuringExecution
[]object

The scheduler will prefer to schedule pods to nodes that satisfy the affinity expressions specified by this field, but it may choose a node that violates one or more of the expressions. The node that is most preferred is the one with the greatest sum of weights, i.e. for each node that meets all of the scheduling requirements (resource request, requiredDuringScheduling affinity expressions, etc.), compute a sum by iterating through the elements of this field and adding “weight” to the sum if the node has pods which matches the corresponding podAffinityTerm; the node(s) with the highest sum are the most preferred.

false

requiredDuringSchedulingIgnoredDuringExecution

[]object

If the affinity requirements specified by this field are not met at scheduling time, the pod will not be scheduled onto the node. If the affinity requirements specified by this field cease to be met at some point during pod execution (e.g. due to a pod label update), the system may or may not try to eventually evict the pod from its node. When there are multiple elements, the lists of nodes corresponding to each podAffinityTerm are intersected, i.e. all terms must be satisfied.

false

PostgresCluster.spec.backups.pgbackrest.jobs.affinity.podAffinity.preferredDuringSchedulingIgnoredDuringExecution[index] Parent

The weights of all of the matched WeightedPodAffinityTerm fields are added per-node to find the most preferred node(s)

Name

Type

Description

Required

podAffinityTerm

object

Required. A pod affinity term, associated with the corresponding weight.

true

weight

integer

weight associated with matching the corresponding podAffinityTerm, in the range 1-100.

true

PostgresCluster.spec.backups.pgbackrest.jobs.affinity.podAffinity.preferredDuringSchedulingIgnoredDuringExecution[index].podAffinityTerm Parent

Required. A pod affinity term, associated with the corresponding weight.

Name

Type

Description

Required

topologyKey

string

This pod should be co-located (affinity) or not co-located (anti-affinity) with the pods matching the labelSelector in the specified namespaces, where co-located is defined as running on a node whose value of the label with key topologyKey matches that of any node on which any of the selected pods is running. Empty topologyKey is not allowed.

true

labelSelector

object

A label query over a set of resources, in this case pods.

false

namespaceSelector

object

A label query over the set of namespaces that the term applies to. The term is applied to the union of the namespaces selected by this field and the ones listed in the namespaces field. null selector and null or empty namespaces list means “this pod’s namespace”. An empty selector ({}) matches all namespaces.

false

namespaces

[]string

namespaces specifies a static list of namespace names that the term applies to. The term is applied to the union of the namespaces listed in this field and the ones selected by namespaceSelector. null or empty namespaces list and null namespaceSelector means “this pod’s namespace”.

false

PostgresCluster.spec.backups.pgbackrest.jobs.affinity.podAffinity.preferredDuringSchedulingIgnoredDuringExecution[index].podAffinityTerm.Parent

A label query over a set of resources, in this case pods.

Name

Type

Description

Required

matchExpressions

[]object

matchExpressions is a list of label selector requirements. The requirements are ANDed.

false

matchLabels

map[string]string

matchLabels is a map of {key,value} pairs. A single {key,value} in the matchLabels map is equivalent to an element of matchExpressions, whose key field is “key”, the operator is “In”, and the values array contains only “value”. The requirements are ANDed.

false

PostgresCluster.spec.backups.pgbackrest.jobs.affinity.podAffinity.preferredDuringSchedulingIgnoredDuringExecution[index].podAffinityTerm.Parent

A label selector requirement is a selector that contains values, a key, and an operator that relates the key and values.

Name

Type

Description

Required

key

string

key is the label key that the selector applies to.

true

operator

string

operator represents a key’s relationship to a set of values. Valid operators are In, NotIn, Exists and DoesNotExist.

true

values

[]string

values is an array of string values. If the operator is In or NotIn, the values array must be non-empty. If the operator is Exists or DoesNotExist, the values array must be empty. This array is replaced during a strategic merge patch.

false

PostgresCluster.spec.backups.pgbackrest.jobs.affinity.podAffinity.preferredDuringSchedulingIgnoredDuringExecution[index].podAffinityTerm	Parent
<p>A label query over the set of namespaces that the term applies to. The term is applied to the union of the namespaces selected by this field and the ones listed in the namespaces field. null selector and null or empty namespaces list means “this pod’s namespace”. An empty selector ({}) matches all namespaces.</p>	
Name	
Type	
Description	
Required	
matchExpressions	
[]object	
matchExpressions is a list of label selector requirements. The requirements are ANDed.	
false	
matchLabels	
map[string]string	
matchLabels is a map of {key,value} pairs. A single {key,value} in the matchLabels map is equivalent to an element of matchExpressions, whose key field is “key”, the operator is “In”, and the values array contains only “value”. The requirements are ANDed.	
false	
PostgresCluster.spec.backups.pgbackrest.jobs.affinity.podAffinity.preferredDuringSchedulingIgnoredDuringExecution[index].podAffinityTerm	Parent

A label selector requirement is a selector that contains values, a key, and an operator that relates the key and values.

Name	
Type	
Description	
Required	
key	
string	
key is the label key that the selector applies to.	
true	
operator	
string	
operator represents a key’s relationship to a set of values. Valid operators are In, NotIn, Exists and DoesNotExist.	
true	
values	
[]string	
values is an array of string values. If the operator is In or NotIn, the values array must be non-empty. If the operator is Exists or DoesNotExist, the values array must be empty. This array is replaced during a strategic merge patch.	
false	

PostgresCluster.spec.backups.pgbackrest.jobs.affinity.podAffinity.requiredDuringSchedulingIgnoredDuringExecution[index]   Parent

Defines a set of pods (namely those matching the labelSelector relative to the given namespace(s)) that this pod should be co-located (affinity) or not co-located (anti-affinity) with, where co-located is defined as running on a node whose value of the label with key matches that of any node on which a pod of the set of pods is running

Name	
Type	
Description	
Required	

topologyKey
string
This pod should be co-located (affinity) or not co-located (anti-affinity) with the pods matching the labelSelector in the specified namespaces, where co-located is defined as running on a node whose value of the label with key topologyKey matches that of any node on which any of the selected pods is running. Empty topologyKey is not allowed.
true
labelSelector
object
A label query over a set of resources, in this case pods.
false
namespaceSelector
object
A label query over the set of namespaces that the term applies to. The term is applied to the union of the namespaces selected by this field and the ones listed in the namespaces field. null selector and null or empty namespaces list means “this pod’s namespace”. An empty selector ({}) matches all namespaces.
false
namespaces
[]string
namespaces specifies a static list of namespace names that the term applies to. The term is applied to the union of the namespaces listed in this field and the ones selected by namespaceSelector. null or empty namespaces list and null namespaceSelector means “this pod’s namespace”.
false
PostgresCluster.spec.backups.pgbackrest.jobs.affinity.podAffinity.requiredDuringSchedulingIgnoredDuringExecution[index].labelSelector
Parent
A label query over a set of resources, in this case pods.
Name
Type
Description
Required
matchExpressions
[]object
matchExpressions is a list of label selector requirements. The requirements are ANDed.
false
matchLabels
map[string]string
matchLabels is a map of {key,value} pairs. A single {key,value} in the matchLabels map is equivalent to an element of matchExpressions, whose key field is “key”, the operator is “In”, and the values array contains only “value”. The requirements are ANDed.
false
PostgresCluster.spec.backups.pgbackrest.jobs.affinity.podAffinity.requiredDuringSchedulingIgnoredDuringExecution[index].labelSelector.matchLabels
Parent
A label selector requirement is a selector that contains values, a key, and an operator that relates the key and values.
Name
Type
Description
Required
key
string



key is the label key that the selector applies to.

true

operator

string

operator represents a key’s relationship to a set of values. Valid operators are In, NotIn, Exists and DoesNotExist.

true

values

[]string

values is an array of string values. If the operator is In or NotIn, the values array must be non-empty. If the operator is Exists or DoesNotExist, the values array must be empty. This array is replaced during a strategic merge patch.

false

PostgresCluster.spec.backups.pgbackrest.jobs.affinity.podAffinity.requiredDuringSchedulingIgnoredDuringExecution[index].namespaceSelectorParent

A label query over the set of namespaces that the term applies to. The term is applied to the union of the namespaces selected by this field and the ones listed in the namespaces field. null selector and null or empty namespaces list means “this pod’s namespace”. An empty selector ({} ) matches all namespaces.

Name

Type

Description

Required

matchExpressions

[]object

matchExpressions is a list of label selector requirements. The requirements are ANDed.

false

matchLabels

map[string]string

matchLabels is a map of {key,value} pairs. A single {key,value} in the matchLabels map is equivalent to an element of matchExpressions, whose key field is “key”, the operator is “In”, and the values array contains only “value”. The requirements are ANDed.

false

PostgresCluster.spec.backups.pgbackrest.jobs.affinity.podAffinity.requiredDuringSchedulingIgnoredDuringExecution[index].namespaceSelectorParent

A label selector requirement is a selector that contains values, a key, and an operator that relates the key and values.

Name

Type

Description

Required

key

string

key is the label key that the selector applies to.

true

operator

string

operator represents a key’s relationship to a set of values. Valid operators are In, NotIn, Exists and DoesNotExist.

true

values

[]string

values is an array of string values. If the operator is In or NotIn, the values array must be non-empty. If the operator is Exists or DoesNotExist, the values array must be empty. This array is replaced during a strategic merge patch.

false

PostgresCluster.spec.backups.pgbackrest.jobs.affinity.podAntiAffinity Parent

Describes pod anti-affinity scheduling rules (e.g. avoid putting this pod in the same node, zone, etc. as some other pod(s)).

Name

Type

Description

Required

preferredDuringSchedulingIgnoredDuringExecution

[]object

The scheduler will prefer to schedule pods to nodes that satisfy the anti-affinity expressions specified by this field, but it may choose a node that violates one or more of the expressions. The node that is most preferred is the one with the greatest sum of weights, i.e. for each node that meets all of the scheduling requirements (resource request, requiredDuringScheduling anti-affinity expressions, etc.), compute a sum by iterating through the elements of this field and adding “weight” to the sum if the node has pods which matches the corresponding podAffinityTerm; the node(s) with the highest sum are the most preferred.

false

requiredDuringSchedulingIgnoredDuringExecution

[]object

If the anti-affinity requirements specified by this field are not met at scheduling time, the pod will not be scheduled onto the node. If the anti-affinity requirements specified by this field cease to be met at some point during pod execution (e.g. due to a pod label update), the system may or may not try to eventually evict the pod from its node. When there are multiple elements, the lists of nodes corresponding to each podAffinityTerm are intersected, i.e. all terms must be satisfied.

false

PostgresCluster.spec.backups.pgbackrest.jobs.affinity.podAntiAffinity.preferredDuringSchedulingIgnoredDuringExecution[index] Parent

The weights of all of the matched WeightedPodAffinityTerm fields are added per-node to find the most preferred node(s)

Name

Type

Description

Required

podAffinityTerm

object

Required. A pod affinity term, associated with the corresponding weight.

true

weight

integer

weight associated with matching the corresponding podAffinityTerm, in the range 1-100.

true

PostgresCluster.spec.backups.pgbackrest.jobs.affinity.podAntiAffinity.preferredDuringSchedulingIgnoredDuringExecution[index].podAffinityTerm Parent

Required. A pod affinity term, associated with the corresponding weight.

Name

Type

Description

Required

topologyKey

string

This pod should be co-located (affinity) or not co-located (anti-affinity) with the pods matching the labelSelector in the specified namespaces, where co-located is defined as running on a node whose value of the label with key topologyKey matches that of any node on which any of the selected pods is running. Empty topologyKey is not allowed.

true

labelSelector

object

A label query over a set of resources, in this case pods.

false

namespaceSelector

object

A label query over the set of namespaces that the term applies to. The term is applied to the union of the namespaces selected by this field and the ones listed in the namespaces field. null selector and null or empty namespaces list means “this pod’s namespace”. An empty selector ({}) matches all namespaces.

false

namespaces

[]string

namespaces specifies a static list of namespace names that the term applies to. The term is applied to the union of the namespaces listed in this field and the ones selected by namespaceSelector. null or empty namespaces list and null namespaceSelector means “this pod’s namespace”.

false

PostgresCluster.spec.backups.pgbackrest.jobs.affinity.podAntiAffinity.preferredDuringSchedulingIgnoredDuringExecution[index].podAffinityParent

A label query over a set of resources, in this case pods.

Name

Type

Description

Required

matchExpressions

[]object

matchExpressions is a list of label selector requirements. The requirements are ANDed.

false

matchLabels

map[string]string

matchLabels is a map of {key,value} pairs. A single {key,value} in the matchLabels map is equivalent to an element of matchExpressions, whose key field is “key”, the operator is “In”, and the values array contains only “value”. The requirements are ANDed.

false

PostgresCluster.spec.backups.pgbackrest.jobs.affinity.podAntiAffinity.preferredDuringSchedulingIgnoredDuringExecution[index].podAffinityParent

A label selector requirement is a selector that contains values, a key, and an operator that relates the key and values.

Name

Type

Description

Required

key

string

key is the label key that the selector applies to.

true

operator

string

operator represents a key’s relationship to a set of values. Valid operators are In, NotIn, Exists and DoesNotExist.

true

values

[]string

values is an array of string values. If the operator is In or NotIn, the values array must be non-empty. If the operator is Exists or DoesNotExist, the values array must be empty. This array is replaced during a strategic merge patch.

false

PostgresCluster.spec.backups.pgbackrest.jobs.affinity.podAntiAffinity.preferredDuringSchedulingIgnoredDuringExecution[index].podAffinityParent

A label query over the set of namespaces that the term applies to. The term is applied to the union of the namespaces selected by this field and the ones listed in the namespaces field. null selector and null or empty namespaces list means “this pod’s namespace”. An empty selector ({}) matches all namespaces.

Name

Type

Description

Required

matchExpressions

[]object

matchExpressions is a list of label selector requirements. The requirements are ANDed.

false

matchLabels

map[string]string

matchLabels is a map of {key,value} pairs. A single {key,value} in the matchLabels map is equivalent to an element of matchExpressions, whose key field is “key”, the operator is “In”, and the values array contains only “value”. The requirements are ANDed.

false

PostgresCluster.spec.backups.pgbackrest.jobs.affinity.podAntiAffinity.preferredDuringSchedulingIgnoredDuringExecution[index].podAffinityParent

A label selector requirement is a selector that contains values, a key, and an operator that relates the key and values.

Name

Type

Description

Required

key

string

key is the label key that the selector applies to.

true

operator

string

operator represents a key’s relationship to a set of values. Valid operators are In, NotIn, Exists and DoesNotExist.

true

values

[]string

values is an array of string values. If the operator is In or NotIn, the values array must be non-empty. If the operator is Exists or DoesNotExist, the values array must be empty. This array is replaced during a strategic merge patch.

false	
PostgresCluster.spec.backups.pgbackrest.jobs.affinity.podAntiAffinity.requiredDuringSchedulingIgnoredDuringExecution[index]	Parent
Defines a set of pods (namely those matching the labelSelector relative to the given namespace(s)) that this pod should be co-located (affinity) or not co-located (anti-affinity) with, where co-located is defined as running on a node whose value of the label with key matches that of any node on which a pod of the set of pods is running	
Name	
Type	
Description	
Required	
topologyKey	
string	
This pod should be co-located (affinity) or not co-located (anti-affinity) with the pods matching the labelSelector in the specified namespaces, where co-located is defined as running on a node whose value of the label with key topologyKey matches that of any node on which any of the selected pods is running. Empty topologyKey is not allowed.	
true	
labelSelector	
object	
A label query over a set of resources, in this case pods.	
false	
namespaceSelector	
object	
A label query over the set of namespaces that the term applies to. The term is applied to the union of the namespaces selected by this field and the ones listed in the namespaces field. null selector and null or empty namespaces list means “this pod’s namespace”. An empty selector ({} ) matches all namespaces.	
false	
namespaces	
[]string	
namespaces specifies a static list of namespace names that the term applies to. The term is applied to the union of the namespaces listed in this field and the ones selected by namespaceSelector. null or empty namespaces list and null namespaceSelector means “this pod’s namespace”.	
false	
PostgresCluster.spec.backups.pgbackrest.jobs.affinity.podAntiAffinity.requiredDuringSchedulingIgnoredDuringExecution[index].labelSelector	Parent
A label query over a set of resources, in this case pods.	
Name	
Type	
Description	
Required	
matchExpressions	
[]object	
matchExpressions is a list of label selector requirements. The requirements are ANDed.	
false	
matchLabels	
map[string]string	
matchLabels is a map of {key,value} pairs. A single {key,value} in the matchLabels map is equivalent to an element of matchExpressions, whose key field is “key”, the operator is “In”, and the values array contains only “value”. The requirements are ANDed.	
false	

PostgresCluster.spec.backups.pgbackrest.jobs.affinity.podAntiAffinity.requiredDuringSchedulingIgnoredDuringExecution[index].labelSelectorParent

A label selector requirement is a selector that contains values, a key, and an operator that relates the key and values.

Name

Type

Description

Required

key

string

key is the label key that the selector applies to.

true

operator

string

operator represents a key’s relationship to a set of values. Valid operators are In, NotIn, Exists and DoesNotExist.

true

values

[]string

values is an array of string values. If the operator is In or NotIn, the values array must be non-empty. If the operator is Exists or DoesNotExist, the values array must be empty. This array is replaced during a strategic merge patch.

false

PostgresCluster.spec.backups.pgbackrest.jobs.affinity.podAntiAffinity.requiredDuringSchedulingIgnoredDuringExecution[index].namespaceSelectorParent

A label query over the set of namespaces that the term applies to. The term is applied to the union of the namespaces selected by this field and the ones listed in the namespaces field. null selector and null or empty namespaces list means “this pod’s namespace”. An empty selector ({} ) matches all namespaces.

Name

Type

Description

Required

matchExpressions

[]object

matchExpressions is a list of label selector requirements. The requirements are ANDed.

false

matchLabels

map[string]string

matchLabels is a map of {key,value} pairs. A single {key,value} in the matchLabels map is equivalent to an element of matchExpressions, whose key field is “key”, the operator is “In”, and the values array contains only “value”. The requirements are ANDed.

false

PostgresCluster.spec.backups.pgbackrest.jobs.affinity.podAntiAffinity.requiredDuringSchedulingIgnoredDuringExecution[index].namespaceSelectorParent

A label selector requirement is a selector that contains values, a key, and an operator that relates the key and values.

Name

Type

Description

Required

key

string	
key is the label key that the selector applies to.	
true	
operator	
string	
operator represents a key’s relationship to a set of values. Valid operators are In, NotIn, Exists and DoesNotExist.	
true	
values	
[]string	
values is an array of string values. If the operator is In or NotIn, the values array must be non-empty. If the operator is Exists or DoesNotExist, the values array must be empty. This array is replaced during a strategic merge patch.	
false	
PostgresCluster.spec.backups.pgbackrest.jobs.resources	Parent
Resource limits for backup jobs. Includes manual, scheduled and replica create backups	
Name	
Type	
Description	
Required	
limits	
map[string]int or string	
Limits describes the maximum amount of compute resources allowed. More info: <a href="https://kubernetes.io/docs/concepts/configuration/manage-resources-containers/">https://kubernetes.io/docs/concepts/configuration/manage-resources-containers/</a>	
false	
requests	
map[string]int or string	
Requests describes the minimum amount of compute resources required. If Requests is omitted for a container, it defaults to Limits if that is explicitly specified, otherwise to an implementation-defined value. More info: <a href="https://kubernetes.io/docs/concepts/configuration/manage-resources-containers/">https://kubernetes.io/docs/concepts/configuration/manage-resources-containers/</a>	
false	
PostgresCluster.spec.backups.pgbackrest.jobs.tolerations[index]	Parent
The pod this Toleration is attached to tolerates any taint that matches the triple using the matching operator .	
Name	
Type	
Description	
Required	
effect	
string	
Effect indicates the taint effect to match. Empty means match all taint effects. When specified, allowed values are NoSchedule, PreferNoSchedule and NoExecute.	
false	
key	
string	
Key is the taint key that the toleration applies to. Empty means match all taint keys. If the key is empty, operator must be Exists; this combination means to match all values and all keys.	
false	
operator	

string	
Operator represents a key’s relationship to the value. Valid operators are Exists and Equal. Defaults to Equal. Exists is equivalent to wildcard for value, so that a pod can tolerate all taints of a particular category.	
false	
tolerationSeconds	
integer	
TolerationSeconds represents the period of time the toleration (which must be of effect NoExecute, otherwise this field is ignored) tolerates the taint. By default, it is not set, which means tolerate the taint forever (do not evict). Zero and negative values will be treated as 0 (evict immediately) by the system.	
false	
value	
string	
Value is the taint value the toleration matches to. If the operator is Exists, the value should be empty, otherwise just a regular string.	
false	
PostgresCluster.spec.backups.pgbackrest.manual	Parent
Defines details for manual pgBackRest backup Jobs	
Name	
Type	
Description	
Required	
repoName	
string	
The name of the pgBackRest repo to run the backup command against.	
true	
options	
[]string	
Command line options to include when running the pgBackRest backup command. <a href="https://pgbackrest.org/command.html#command-backup">https://pgbackrest.org/command.html#command-backup</a>	
false	
PostgresCluster.spec.backups.pgbackrest.metadata	Parent
Metadata contains metadata for custom resources	
Name	
Type	
Description	
Required	
annotations	
map[string]string	
false	
labels	
map[string]string	
false	
PostgresCluster.spec.backups.pgbackrest.repoHost	Parent
Defines configuration for a pgBackRest dedicated repository host. This section is only applicable if at least one “volume” (i.e. PVC-based) repository is defined in the “repos” section, therefore enabling a dedicated repository host Deployment.	
Name	



Type
Description
Required
affinity
object
Scheduling constraints of the Dedicated repo host pod. Changing this value causes repo host to restart. More info: <a href="https://kubernetes.io/docs/concepts/scheduling-eviction/assign-pod-node">https://kubernetes.io/docs/concepts/scheduling-eviction/assign-pod-node</a>
false
priorityClassName
string
Priority class name for the pgBackRest repo host pod. Changing this value causes PostgreSQL to restart. More info: <a href="https://kubernetes.io/docs/concepts/scheduling-eviction/pod-priority-preemption/">https://kubernetes.io/docs/concepts/scheduling-eviction/pod-priority-preemption/</a>
false
resources
object
Resource requirements for a pgBackRest repository host
false
sshConfigMap
object
ConfigMap containing custom SSH configuration. Deprecated: Repository hosts use mTLS for encryption, authentication, and authorization.
false
sshSecret
object
Secret containing custom SSH keys. Deprecated: Repository hosts use mTLS for encryption, authentication, and authorization.
false
tolerations
[]object
Tolerations of a PgBackRest repo host pod. Changing this value causes a restart. More info: <a href="https://kubernetes.io/docs/concepts/scheduling-eviction/taint-and-toleration">https://kubernetes.io/docs/concepts/scheduling-eviction/taint-and-toleration</a>
false
topologySpreadConstraints
[]object
Topology spread constraints of a Dedicated repo host pod. Changing this value causes the repo host to restart. More info: <a href="https://kubernetes.io/docs/concepts/workloads/pods/pod-topology-spread-constraints/">https://kubernetes.io/docs/concepts/workloads/pods/pod-topology-spread-constraints/</a>
false
PostgresCluster.spec.backups.pgbackrest.repoHost.affinity
Parent
Scheduling constraints of the Dedicated repo host pod. Changing this value causes repo host to restart. More info: <a href="https://kubernetes.io/docs/concepts/scheduling-eviction/assign-pod-node">https://kubernetes.io/docs/concepts/scheduling-eviction/assign-pod-node</a>
Name
Type
Description
Required
nodeAffinity
object
Describes node affinity scheduling rules for the pod.

false

podAffinity

object

Describes pod affinity scheduling rules (e.g. co-locate this pod in the same node, zone, etc. as some other pod(s)).

false

podAntiAffinity

object

Describes pod anti-affinity scheduling rules (e.g. avoid putting this pod in the same node, zone, etc. as some other pod(s)).

false

PostgresCluster.spec.backups.pgbackrest.repoHost.affinity.nodeAffinity Parent

Describes node affinity scheduling rules for the pod.

Name

Type

Description

Required

preferredDuringSchedulingIgnoredDuringExecution

[]object

The scheduler will prefer to schedule pods to nodes that satisfy the affinity expressions specified by this field, but it may choose a node that violates one or more of the expressions. The node that is most preferred is the one with the greatest sum of weights, i.e. for each node that meets all of the scheduling requirements (resource request, requiredDuringScheduling affinity expressions, etc.), compute a sum by iterating through the elements of this field and adding “weight” to the sum if the node matches the corresponding matchExpressions; the node(s) with the highest sum are the most preferred.

false

requiredDuringSchedulingIgnoredDuringExecution

object

If the affinity requirements specified by this field are not met at scheduling time, the pod will not be scheduled onto the node. If the affinity requirements specified by this field cease to be met at some point during pod execution (e.g. due to an update), the system may or may not try to eventually evict the pod from its node.

false

PostgresCluster.spec.backups.pgbackrest.repoHost.affinity.nodeAffinity.preferredDuringSchedulingIgnoredDuringExecution[index] Parent

An empty preferred scheduling term matches all objects with implicit weight 0 (i.e. it’s a no-op). A null preferred scheduling term matches no objects (i.e. is also a no-op).

Name

Type

Description

Required

preference

object

A node selector term, associated with the corresponding weight.

true

weight

integer

Weight associated with matching the corresponding nodeSelectorTerm, in the range 1-100.

true

PostgresCluster.spec.backups.pgbackrest.repoHost.affinity.nodeAffinity.preferredDuringSchedulingIgnoredDuringExecution[index].preference Parent

A node selector term, associated with the corresponding weight.

Name

Type

Description

Required

matchExpressions

[]object

A list of node selector requirements by node’s labels.

false

matchFields

[]object

A list of node selector requirements by node’s fields.

false

PostgresCluster.spec.backups.pgbackrest.repoHost.affinity.nodeAffinity.preferredDuringSchedulingIgnoredDuringExecution[index].preferredDuringSchedulingIgnoredDuringExecution

Parent

A node selector requirement is a selector that contains values, a key, and an operator that relates the key and values.

Name

Type

Description

Required

key

string

The label key that the selector applies to.

true

operator

string

Represents a key’s relationship to a set of values. Valid operators are In, NotIn, Exists, DoesNotExist. Gt, and Lt.

true

values

[]string

An array of string values. If the operator is In or NotIn, the values array must be non-empty. If the operator is Exists or DoesNotExist, the values array must be empty. If the operator is Gt or Lt, the values array must have a single element, which will be interpreted as an integer. This array is replaced during a strategic merge patch.

false

PostgresCluster.spec.backups.pgbackrest.repoHost.affinity.nodeAffinity.preferredDuringSchedulingIgnoredDuringExecution[index].preferredDuringSchedulingIgnoredDuringExecution

Parent

A node selector requirement is a selector that contains values, a key, and an operator that relates the key and values.

Name

Type

Description

Required

key

string

The label key that the selector applies to.

true

operator

string

Represents a key’s relationship to a set of values. Valid operators are In, NotIn, Exists, DoesNotExist. Gt, and Lt.

true

values

[]string

An array of string values. If the operator is In or NotIn, the values array must be non-empty. If the operator is Exists or DoesNotExist, the values array must be empty. If the operator is Gt or Lt, the values array must have a single element, which will be interpreted as an integer. This array is replaced during a strategic merge patch.

false

PostgresCluster.spec.backups.pgbackrest.repoHost.affinity.nodeAffinity.requiredDuringSchedulingIgnoredDuringExecution Parent

If the affinity requirements specified by this field are not met at scheduling time, the pod will not be scheduled onto the node. If the affinity requirements specified by this field cease to be met at some point during pod execution (e.g. due to an update), the system may or may not try to eventually evict the pod from its node.

Name

Type

Description

Required

nodeSelectorTerms

[]object

Required. A list of node selector terms. The terms are ORed.

true

PostgresCluster.spec.backups.pgbackrest.repoHost.affinity.nodeAffinity.requiredDuringSchedulingIgnoredDuringExecution.nodeSelectorTerms Parent

A null or empty node selector term matches no objects. The requirements of them are ANDed. The TopologySelectorTerm type implements a subset of the NodeSelectorTerm.

Name

Type

Description

Required

matchExpressions

[]object

A list of node selector requirements by node’s labels.

false

matchFields

[]object

A list of node selector requirements by node’s fields.

false

PostgresCluster.spec.backups.pgbackrest.repoHost.affinity.nodeAffinity.requiredDuringSchedulingIgnoredDuringExecution.nodeSelectorTerms Parent

A node selector requirement is a selector that contains values, a key, and an operator that relates the key and values.

Name

Type

Description

Required

key

string	
The label key that the selector applies to.	
true	
operator	
string	
Represents a key’s relationship to a set of values. Valid operators are In, NotIn, Exists, DoesNotExist. Gt, and Lt.	
true	
values	
[]string	
An array of string values. If the operator is In or NotIn, the values array must be non-empty. If the operator is Exists or DoesNotExist, the values array must be empty. If the operator is Gt or Lt, the values array must have a single element, which will be interpreted as an integer. This array is replaced during a strategic merge patch.	
false	
PostgresCluster.spec.backups.pgbackrest.repoHost.affinity.nodeAffinity.requiredDuringSchedulingIgnoredDuringExecution.nodeSelectorTerms	Parent
A node selector requirement is a selector that contains values, a key, and an operator that relates the key and values.	
Name	
Type	
Description	
Required	
key	
string	
The label key that the selector applies to.	
true	
operator	
string	
Represents a key’s relationship to a set of values. Valid operators are In, NotIn, Exists, DoesNotExist. Gt, and Lt.	
true	
values	
[]string	
An array of string values. If the operator is In or NotIn, the values array must be non-empty. If the operator is Exists or DoesNotExist, the values array must be empty. If the operator is Gt or Lt, the values array must have a single element, which will be interpreted as an integer. This array is replaced during a strategic merge patch.	
false	
PostgresCluster.spec.backups.pgbackrest.repoHost.affinity.podAffinity	Parent
Describes pod affinity scheduling rules (e.g. co-locate this pod in the same node, zone, etc. as some other pod(s)).	
Name	
Type	
Description	
Required	
preferredDuringSchedulingIgnoredDuringExecution	
[]object	
The scheduler will prefer to schedule pods to nodes that satisfy the affinity expressions specified by this field, but it may choose a node that violates one or more of the expressions. The node that is most preferred is the one with the greatest sum of weights, i.e. for each node that meets all of the scheduling requirements (resource request, requiredDuringScheduling affinity expressions, etc.), compute a sum by iterating through the elements of this field and adding “weight” to the sum if the node has pods which matches the corresponding podAffinityTerm; the node(s) with the highest sum are the most preferred.	

false	
requiredDuringSchedulingIgnoredDuringExecution	
[]object	
If the affinity requirements specified by this field are not met at scheduling time, the pod will not be scheduled onto the node. If the affinity requirements specified by this field cease to be met at some point during pod execution (e.g. due to a pod label update), the system may or may not try to eventually evict the pod from its node. When there are multiple elements, the lists of nodes corresponding to each podAffinityTerm are intersected, i.e. all terms must be satisfied.	
false	
PostgresCluster.spec.backups.pgbackrest.repoHost.affinity.podAffinity.preferredDuringSchedulingIgnoredDuringExecution[index]	Parent
The weights of all of the matched WeightedPodAffinityTerm fields are added per-node to find the most preferred node(s)	
Name	
Type	
Description	
Required	
podAffinityTerm	
object	
Required. A pod affinity term, associated with the corresponding weight.	
true	
weight	
integer	
weight associated with matching the corresponding podAffinityTerm, in the range 1-100.	
true	
PostgresCluster.spec.backups.pgbackrest.repoHost.affinity.podAffinity.preferredDuringSchedulingIgnoredDuringExecution[index].podAffinityTerm	Parent
Required. A pod affinity term, associated with the corresponding weight.	
Name	
Type	
Description	
Required	
topologyKey	
string	
This pod should be co-located (affinity) or not co-located (anti-affinity) with the pods matching the labelSelector in the specified namespaces, where co-located is defined as running on a node whose value of the label with key topologyKey matches that of any node on which any of the selected pods is running. Empty topologyKey is not allowed.	
true	
labelSelector	
object	
A label query over a set of resources, in this case pods.	
false	
namespaceSelector	
object	
A label query over the set of namespaces that the term applies to. The term is applied to the union of the namespaces selected by this field and the ones listed in the namespaces field. null selector and null or empty namespaces list means “this pod’s namespace”. An empty selector ({}) matches all namespaces.	
false	
namespaces	

[]string	
namespaces specifies a static list of namespace names that the term applies to. The term is applied to the union of the namespaces listed in this field and the ones selected by namespaceSelector. null or empty namespaces list and null namespaceSelector means “this pod’s namespace”.	
false	
PostgresCluster.spec.backups.pgbackrest.repoHost.affinity.podAffinity.preferredDuringSchedulingIgnoredDuringExecution[index].podAffinityParent	
A label query over a set of resources, in this case pods.	
Name	
Type	
Description	
Required	
matchExpressions	
[]object	
matchExpressions is a list of label selector requirements. The requirements are ANDed.	
false	
matchLabels	
map[string]string	
matchLabels is a map of {key,value} pairs. A single {key,value} in the matchLabels map is equivalent to an element of matchExpressions, whose key field is “key”, the operator is “In”, and the values array contains only “value”. The requirements are ANDed.	
false	
PostgresCluster.spec.backups.pgbackrest.repoHost.affinity.podAffinity.preferredDuringSchedulingIgnoredDuringExecution[index].podAffinityParent	
A label selector requirement is a selector that contains values, a key, and an operator that relates the key and values.	
Name	
Type	
Description	
Required	
key	
string	
key is the label key that the selector applies to.	
true	
operator	
string	
operator represents a key’s relationship to a set of values. Valid operators are In, NotIn, Exists and DoesNotExist.	
true	
values	
[]string	
values is an array of string values. If the operator is In or NotIn, the values array must be non-empty. If the operator is Exists or DoesNotExist, the values array must be empty. This array is replaced during a strategic merge patch.	
false	
PostgresCluster.spec.backups.pgbackrest.repoHost.affinity.podAffinity.preferredDuringSchedulingIgnoredDuringExecution[index].podAffinityParent	
A label query over the set of namespaces that the term applies to. The term is applied to the union of the namespaces selected by this field and the ones listed in the namespaces field. null selector and null or empty namespaces list means “this pod’s namespace”. An empty selector ({}) matches all namespaces.	
Name	

Type
Description
Required
matchExpressions
[]object
matchExpressions is a list of label selector requirements. The requirements are ANDed.
false
matchLabels
map[string]string
matchLabels is a map of {key,value} pairs. A single {key,value} in the matchLabels map is equivalent to an element of matchExpressions, whose key field is “key”, the operator is “In”, and the values array contains only “value”. The requirements are ANDed.
false
PostgresCluster.spec.backups.pgbackrest.repoHost.affinity.podAffinity.preferredDuringSchedulingIgnoredDuringExecution[index].podAffinity
Parent
A label selector requirement is a selector that contains values, a key, and an operator that relates the key and values.
Name
Type
Description
Required
key
string
key is the label key that the selector applies to.
true
operator
string
operator represents a key’s relationship to a set of values. Valid operators are In, NotIn, Exists and DoesNotExist.
true
values
[]string
values is an array of string values. If the operator is In or NotIn, the values array must be non-empty. If the operator is Exists or DoesNotExist, the values array must be empty. This array is replaced during a strategic merge patch.
false
PostgresCluster.spec.backups.pgbackrest.repoHost.affinity.podAffinity.requiredDuringSchedulingIgnoredDuringExecution[index] Parent
Defines a set of pods (namely those matching the labelSelector relative to the given namespace(s)) that this pod should be co-located (affinity) or not co-located (anti-affinity) with, where co-located is defined as running on a node whose value of the label with key matches that of any node on which a pod of the set of pods is running
Name
Type
Description
Required
topologyKey
string
This pod should be co-located (affinity) or not co-located (anti-affinity) with the pods matching the labelSelector in the specified namespaces, where co-located is defined as running on a node whose value of the label with key topologyKey matches that of any node on which any of the selected pods is running. Empty topologyKey is not allowed.
true



labelSelector

object

A label query over a set of resources, in this case pods.

false

namespaceSelector

object

A label query over the set of namespaces that the term applies to. The term is applied to the union of the namespaces selected by this field and the ones listed in the namespaces field. null selector and null or empty namespaces list means “this pod’s namespace”. An empty selector ({}) matches all namespaces.

false

namespaces

[]string

namespaces specifies a static list of namespace names that the term applies to. The term is applied to the union of the namespaces listed in this field and the ones selected by namespaceSelector. null or empty namespaces list and null namespaceSelector means “this pod’s namespace”.

false

PostgresCluster.spec.backups.pgbackrest.repoHost.affinity.podAffinity.requiredDuringSchedulingIgnoredDuringExecution[index].labelSelectorParent

A label query over a set of resources, in this case pods.

Name

Type

Description

Required

matchExpressions

[]object

matchExpressions is a list of label selector requirements. The requirements are ANDed.

false

matchLabels

map[string]string

matchLabels is a map of {key,value} pairs. A single {key,value} in the matchLabels map is equivalent to an element of matchExpressions, whose key field is “key”, the operator is “In”, and the values array contains only “value”. The requirements are ANDed.

false

PostgresCluster.spec.backups.pgbackrest.repoHost.affinity.podAffinity.requiredDuringSchedulingIgnoredDuringExecution[index].labelSelectorParent

A label selector requirement is a selector that contains values, a key, and an operator that relates the key and values.

Name

Type

Description

Required

key

string

key is the label key that the selector applies to.

true

operator

string

operator represents a key’s relationship to a set of values. Valid operators are In, NotIn, Exists and DoesNotExist.

true
values
[]string
values is an array of string values. If the operator is In or NotIn, the values array must be non-empty. If the operator is Exists or DoesNotExist, the values array must be empty. This array is replaced during a strategic merge patch.
false
PostgresCluster.spec.backups.pgbackrest.repoHost.affinity.podAffinity.requiredDuringSchedulingIgnoredDuringExecution[index].namespace
Parent
A label query over the set of namespaces that the term applies to. The term is applied to the union of the namespaces selected by this field and the ones listed in the namespaces field. null selector and null or empty namespaces list means “this pod’s namespace”. An empty selector ({}) matches all namespaces.
Name
Type
Description
Required
matchExpressions
[]object
matchExpressions is a list of label selector requirements. The requirements are ANDed.
false
matchLabels
map[string]string
matchLabels is a map of {key,value} pairs. A single {key,value} in the matchLabels map is equivalent to an element of matchExpressions, whose key field is “key”, the operator is “In”, and the values array contains only “value”. The requirements are ANDed.
false
PostgresCluster.spec.backups.pgbackrest.repoHost.affinity.podAffinity.requiredDuringSchedulingIgnoredDuringExecution[index].namespace
Parent
A label selector requirement is a selector that contains values, a key, and an operator that relates the key and values.
Name
Type
Description
Required
key
string
key is the label key that the selector applies to.
true
operator
string
operator represents a key’s relationship to a set of values. Valid operators are In, NotIn, Exists and DoesNotExist.
true
values
[]string
values is an array of string values. If the operator is In or NotIn, the values array must be non-empty. If the operator is Exists or DoesNotExist, the values array must be empty. This array is replaced during a strategic merge patch.
false
PostgresCluster.spec.backups.pgbackrest.repoHost.affinity.podAntiAffinity
Parent
Describes pod anti-affinity scheduling rules (e.g. avoid putting this pod in the same node, zone, etc. as some other pod(s)).

Name
Type
Description
Required
preferredDuringSchedulingIgnoredDuringExecution
[]object
The scheduler will prefer to schedule pods to nodes that satisfy the anti-affinity expressions specified by this field, but it may choose a node that violates one or more of the expressions. The node that is most preferred is the one with the greatest sum of weights, i.e. for each node that meets all of the scheduling requirements (resource request, requiredDuringScheduling anti-affinity expressions, etc.), compute a sum by iterating through the elements of this field and adding “weight” to the sum if the node has pods which matches the corresponding podAffinityTerm; the node(s) with the highest sum are the most preferred.
false
requiredDuringSchedulingIgnoredDuringExecution
[]object
If the anti-affinity requirements specified by this field are not met at scheduling time, the pod will not be scheduled onto the node. If the anti-affinity requirements specified by this field cease to be met at some point during pod execution (e.g. due to a pod label update), the system may or may not try to eventually evict the pod from its node. When there are multiple elements, the lists of nodes corresponding to each podAffinityTerm are intersected, i.e. all terms must be satisfied.
false
PostgresCluster.spec.backups.pgbackrest.repoHost.affinity.podAntiAffinity.preferredDuringSchedulingIgnoredDuringExecution[index]Parent
The weights of all of the matched WeightedPodAffinityTerm fields are added per-node to find the most preferred node(s)
Name
Type
Description
Required
podAffinityTerm
object
Required. A pod affinity term, associated with the corresponding weight.
true
weight
integer
weight associated with matching the corresponding podAffinityTerm, in the range 1-100.
true
PostgresCluster.spec.backups.pgbackrest.repoHost.affinity.podAntiAffinity.preferredDuringSchedulingIgnoredDuringExecution[index].podAffinityTermParent
Required. A pod affinity term, associated with the corresponding weight.
Name
Type
Description
Required
topologyKey
string
This pod should be co-located (affinity) or not co-located (anti-affinity) with the pods matching the labelSelector in the specified namespaces, where co-located is defined as running on a node whose value of the label with key topologyKey matches that of any node on which any of the selected pods is running. Empty topologyKey is not allowed.
true

labelSelector

object

A label query over a set of resources, in this case pods.

false

namespaceSelector

object

A label query over the set of namespaces that the term applies to. The term is applied to the union of the namespaces selected by this field and the ones listed in the namespaces field. null selector and null or empty namespaces list means “this pod’s namespace”. An empty selector ({}) matches all namespaces.

false

namespaces

[]string

namespaces specifies a static list of namespace names that the term applies to. The term is applied to the union of the namespaces listed in this field and the ones selected by namespaceSelector. null or empty namespaces list and null namespaceSelector means “this pod’s namespace”.

false

PostgresCluster.spec.backups.pgbackrest.repoHost.affinity.podAntiAffinity.preferredDuringSchedulingIgnoredDuringExecution[index].podAffinityParent

A label query over a set of resources, in this case pods.

Name

Type

Description

Required

matchExpressions

[]object

matchExpressions is a list of label selector requirements. The requirements are ANDed.

false

matchLabels

map[string]string

matchLabels is a map of {key,value} pairs. A single {key,value} in the matchLabels map is equivalent to an element of matchExpressions, whose key field is “key”, the operator is “In”, and the values array contains only “value”. The requirements are ANDed.

false

PostgresCluster.spec.backups.pgbackrest.repoHost.affinity.podAntiAffinity.preferredDuringSchedulingIgnoredDuringExecution[index].podAffinityParent

A label selector requirement is a selector that contains values, a key, and an operator that relates the key and values.

Name

Type

Description

Required

key

string

key is the label key that the selector applies to.

true

operator

string

operator represents a key’s relationship to a set of values. Valid operators are In, NotIn, Exists and DoesNotExist.

true

values

[]string

values is an array of string values. If the operator is In or NotIn, the values array must be non-empty. If the operator is Exists or DoesNotExist, the values array must be empty. This array is replaced during a strategic merge patch.

false

PostgresCluster.spec.backups.pgbackrest.repoHost.affinity.podAntiAffinity.preferredDuringSchedulingIgnoredDuringExecution[index].podAffinity

A label query over the set of namespaces that the term applies to. The term is applied to the union of the namespaces selected by this field and the ones listed in the namespaces field. null selector and null or empty namespaces list means “this pod’s namespace”. An empty selector ({} ) matches all namespaces.

Name

Type

Description

Required

matchExpressions

[]object

matchExpressions is a list of label selector requirements. The requirements are ANDed.

false

matchLabels

map[string]string

matchLabels is a map of {key,value} pairs. A single {key,value} in the matchLabels map is equivalent to an element of matchExpressions, whose key field is “key”, the operator is “In”, and the values array contains only “value”. The requirements are ANDed.

false

PostgresCluster.spec.backups.pgbackrest.repoHost.affinity.podAntiAffinity.preferredDuringSchedulingIgnoredDuringExecution[index].podAffinity

A label selector requirement is a selector that contains values, a key, and an operator that relates the key and values.

Name

Type

Description

Required

key

string

key is the label key that the selector applies to.

true

operator

string

operator represents a key’s relationship to a set of values. Valid operators are In, NotIn, Exists and DoesNotExist.

true

values

[]string

values is an array of string values. If the operator is In or NotIn, the values array must be non-empty. If the operator is Exists or DoesNotExist, the values array must be empty. This array is replaced during a strategic merge patch.

false

PostgresCluster.spec.backups.pgbackrest.repoHost.affinity.podAntiAffinity.requiredDuringSchedulingIgnoredDuringExecution[index].podAffinity

Defines a set of pods (namely those matching the labelSelector relative to the given namespace(s)) that this pod should be co-located (affinity) or not co-located (anti-affinity) with, where co-located is defined as running on a node whose value of the label with key matches that of any node on which a pod of the set of pods is running

Name

Type

Description

Required

topologyKey

string

This pod should be co-located (affinity) or not co-located (anti-affinity) with the pods matching the labelSelector in the specified namespaces, where co-located is defined as running on a node whose value of the label with key topologyKey matches that of any node on which any of the selected pods is running. Empty topologyKey is not allowed.

true

labelSelector

object

A label query over a set of resources, in this case pods.

false

namespaceSelector

object

A label query over the set of namespaces that the term applies to. The term is applied to the union of the namespaces selected by this field and the ones listed in the namespaces field. null selector and null or empty namespaces list means “this pod’s namespace”. An empty selector ({} ) matches all namespaces.

false

namespaces

[]string

namespaces specifies a static list of namespace names that the term applies to. The term is applied to the union of the namespaces listed in this field and the ones selected by namespaceSelector. null or empty namespaces list and null namespaceSelector means “this pod’s namespace”.

false

PostgresCluster.spec.backups.pgbackrest.repoHost.affinity.podAntiAffinity.requiredDuringSchedulingIgnoredDuringExecution[index].labelSelectorParent

A label query over a set of resources, in this case pods.

Name

Type

Description

Required

matchExpressions

[]object

matchExpressions is a list of label selector requirements. The requirements are ANDed.

false

matchLabels

map[string]string

matchLabels is a map of {key,value} pairs. A single {key,value} in the matchLabels map is equivalent to an element of matchExpressions, whose key field is “key”, the operator is “In”, and the values array contains only “value”. The requirements are ANDed.

false

PostgresCluster.spec.backups.pgbackrest.repoHost.affinity.podAntiAffinity.requiredDuringSchedulingIgnoredDuringExecution[index].labelSelectorParent

A label selector requirement is a selector that contains values, a key, and an operator that relates the key and values.

Name

Type

Description

Required

key

string

key is the label key that the selector applies to.

true

operator

string

operator represents a key’s relationship to a set of values. Valid operators are In, NotIn, Exists and DoesNotExist.

true

values

[]string

values is an array of string values. If the operator is In or NotIn, the values array must be non-empty. If the operator is Exists or DoesNotExist, the values array must be empty. This array is replaced during a strategic merge patch.

false

PostgresCluster.spec.backups.pgbackrest.repoHost.affinity.podAntiAffinity.requiredDuringSchedulingIgnoredDuringExecution[index].namespaces  
Parent

A label query over the set of namespaces that the term applies to. The term is applied to the union of the namespaces selected by this field and the ones listed in the namespaces field. null selector and null or empty namespaces list means “this pod’s namespace”. An empty selector ({} ) matches all namespaces.

Name

Type

Description

Required

matchExpressions

[]object

matchExpressions is a list of label selector requirements. The requirements are ANDed.

false

matchLabels

map[string]string

matchLabels is a map of {key,value} pairs. A single {key,value} in the matchLabels map is equivalent to an element of matchExpressions, whose key field is “key”, the operator is “In”, and the values array contains only “value”. The requirements are ANDed.

false

PostgresCluster.spec.backups.pgbackrest.repoHost.affinity.podAntiAffinity.requiredDuringSchedulingIgnoredDuringExecution[index].namespaces  
Parent

A label selector requirement is a selector that contains values, a key, and an operator that relates the key and values.

Name

Type

Description

Required

key

string

key is the label key that the selector applies to.

true

operator

string

operator represents a key’s relationship to a set of values. Valid operators are In, NotIn, Exists and DoesNotExist.

true

values

[]string

values is an array of string values. If the operator is In or NotIn, the values array must be non-empty. If the operator is Exists or DoesNotExist, the values array must be empty. This array is replaced during a strategic merge patch.

false

PostgresCluster.spec.backups.pgbackrest.repoHost.resources Parent

Resource requirements for a pgBackRest repository host

Name

Type

Description

Required

limits

map[string]int or string

Limits describes the maximum amount of compute resources allowed. More info: <https://kubernetes.io/docs/concepts/configuration/manage-resources-containers/>

false

requests

map[string]int or string

Requests describes the minimum amount of compute resources required. If Requests is omitted for a container, it defaults to Limits if that is explicitly specified, otherwise to an implementation-defined value. More info: <https://kubernetes.io/docs/concepts/configuration/manage-resources-containers/>

false

PostgresCluster.spec.backups.pgbackrest.repoHost.sshConfigMap Parent

ConfigMap containing custom SSH configuration. Deprecated: Repository hosts use mTLS for encryption, authentication, and authorization.

Name

Type

Description

Required

items

[]object

items if unspecified, each key-value pair in the Data field of the referenced ConfigMap will be projected into the volume as a file whose name is the key and content is the value. If specified, the listed keys will be projected into the specified paths, and unlisted keys will not be present. If a key is specified which is not present in the ConfigMap, the volume setup will error unless it is marked optional. Paths must be relative and may not contain the ‘.’ path or start with ‘.’.

false

name

string

Name of the referent. More info: <https://kubernetes.io/docs/concepts/overview/working-with-objects/names/#names>

false

optional



boolean

optional specify whether the ConfigMap or its keys must be defined

false

PostgresCluster.spec.backups.pgbackrest.repoHost.sshConfigMap.items[index]   Parent

Maps a string key to a path within a volume.

Name

Type

Description

Required

key

string

key is the key to project.

true

path

string

path is the relative path of the file to map the key to. May not be an absolute path. May not contain the path element ‘.’. May not start with the string ‘.’.

true

mode

integer

mode is Optional: mode bits used to set permissions on this file. Must be an octal value between 0000 and 0777 or a decimal value between 0 and 511. YAML accepts both octal and decimal values, JSON requires decimal values for mode bits. If not specified, the volume defaultMode will be used. This might be in conflict with other options that affect the file mode, like fsGroup, and the result can be other mode bits set.

false

PostgresCluster.spec.backups.pgbackrest.repoHost.sshSecret   Parent

Secret containing custom SSH keys. Deprecated: Repository hosts use mTLS for encryption, authentication, and authorization.

Name

Type

Description

Required

items

[]object

items if unspecified, each key-value pair in the Data field of the referenced Secret will be projected into the volume as a file whose name is the key and content is the value. If specified, the listed keys will be projected into the specified paths, and unlisted keys will not be present. If a key is specified which is not present in the Secret, the volume setup will error unless it is marked optional. Paths must be relative and may not contain the ‘.’ path or start with ‘.’.

false

name

string

Name of the referent. More info: <https://kubernetes.io/docs/concepts/overview/working-with-objects/names/#names>

false

optional

boolean

optional field specify whether the Secret or its key must be defined

false

PostgresCluster.spec.backups.pgbackrest.repoHost.sshSecret.items[index]    Parent

Maps a string key to a path within a volume.

Name

Type

Description

Required

key

string

key is the key to project.

true

path

string

path is the relative path of the file to map the key to. May not be an absolute path. May not contain the path element ‘..’ May not start with the string ‘.’.

true

mode

integer

mode is Optional: mode bits used to set permissions on this file. Must be an octal value between 0000 and 0777 or a decimal value between 0 and 511. YAML accepts both octal and decimal values, JSON requires decimal values for mode bits. If not specified, the volume defaultMode will be used. This might be in conflict with other options that affect the file mode, like fsGroup, and the result can be other mode bits set.

false

PostgresCluster.spec.backups.pgbackrest.repoHost.tolerations[index]    Parent

The pod this Toleration is attached to tolerates any taint that matches the triple using the matching operator .

Name

Type

Description

Required

effect

string

Effect indicates the taint effect to match. Empty means match all taint effects. When specified, allowed values are NoSchedule, PreferNoSchedule and NoExecute.

false

key

string

Key is the taint key that the toleration applies to. Empty means match all taint keys. If the key is empty, operator must be Exists; this combination means to match all values and all keys.

false

operator

string

Operator represents a key’s relationship to the value. Valid operators are Exists and Equal. Defaults to Equal. Exists is equivalent to wildcard for value, so that a pod can tolerate all taints of a particular category.

false

tolerationSeconds

integer

TolerationSeconds represents the period of time the toleration (which must be of effect NoExecute, otherwise this field is ignored) tolerates the taint. By default, it is not set, which means tolerate the taint forever (do not evict). Zero and negative values will be treated as 0 (evict immediately) by the system.

false

value

string

Value is the taint value the toleration matches to. If the operator is Exists, the value should be empty, otherwise just a regular string.

false

PostgresCluster.spec.backups.pgbackrest.repoHost.topologySpreadConstraints[index] Parent

TopologySpreadConstraint specifies how to spread matching pods among the given topology.

Name

Type

Description

Required

maxSkew

integer

MaxSkew describes the degree to which pods may be unevenly distributed. When **whenUnsatisfiable=DoNotSchedule**, it is the maximum permitted difference between the number of matching pods in the target topology and the global minimum. The global minimum is the minimum number of matching pods in an eligible domain or zero if the number of eligible domains is less than MinDomains. For example, in a 3-zone cluster, MaxSkew is set to 1, and pods with the same labelSelector spread as 2/2/1: In this case, the global minimum is 1. | zone1 | zone2 | zone3 | | P P | P P | P | - if MaxSkew is 1, incoming pod can only be scheduled to zone3 to become 2/2/2; scheduling it onto zone1(zone2) would make the ActualSkew(3-1) on zone1(zone2) violate MaxSkew(1). - if MaxSkew is 2, incoming pod can be scheduled onto any zone. When **whenUnsatisfiable=ScheduleAnyway**, it is used to give higher precedence to topologies that satisfy it. It's a required field. Default value is 1 and 0 is not allowed.

true

topologyKey

string

TopologyKey is the key of node labels. Nodes that have a label with this key and identical values are considered to be in the same topology. We consider each as a “bucket”, and try to put balanced number of pods into each bucket. We define a domain as a particular instance of a topology. Also, we define an eligible domain as a domain whose nodes match the node selector. e.g. If TopologyKey is “kubernetes.io/hostname”, each Node is a domain of that topology. And, if TopologyKey is “topology.kubernetes.io/zone”, each zone is a domain of that topology. It's a required field.

true

whenUnsatisfiable

string

WhenUnsatisfiable indicates how to deal with a pod if it doesn't satisfy the spread constraint. - DoNotSchedule (default) tells the scheduler not to schedule it. - ScheduleAnyway tells the scheduler to schedule the pod in any location, but giving higher precedence to topologies that would help reduce the skew. A constraint is considered “Unsatisfiable” for an incoming pod if and only if every possible node assignment for that pod would violate “MaxSkew” on some topology. For example, in a 3-zone cluster, MaxSkew is set to 1, and pods with the same labelSelector spread as 3/1/1: | zone1 | zone2 | zone3 | | P P P | P | P | If WhenUnsatisfiable is set to DoNotSchedule, incoming pod can only be scheduled to zone2(zone3) to become 3/2/1(3/1/2) as ActualSkew(2-1) on zone2(zone3) satisfies MaxSkew(1). In other words, the cluster can still be imbalanced, but scheduler won't make it *more* imbalanced. It's a required field.

true

labelSelector

object

LabelSelector is used to find matching pods. Pods that match this label selector are counted to determine the number of pods in their corresponding topology domain.

false

minDomains

integer

MinDomains indicates a minimum number of eligible domains. When the number of eligible domains with matching topology keys is less than minDomains, Pod Topology Spread treats “global minimum” as 0, and then the calculation of Skew is performed. And when the number of eligible domains with matching topology keys equals or greater than minDomains, this value has no effect on scheduling. As a result, when the number of eligible domains is less than minDomains, scheduler won’t schedule more than maxSkew Pods to those domains. If value is nil, the constraint behaves as if MinDomains is equal to 1. Valid values are integers greater than 0. When value is not nil, WhenUnsatisfiable must be DoNotSchedule. For example, in a 3-zone cluster, MaxSkew is set to 2, MinDomains is set to 5 and pods with the same labelSelector spread as 2/2/2: | zone1 | zone2 | zone3 | | P P | P P | P P | The number of domains is less than 5(MinDomains), so “global minimum” is treated as 0. In this situation, new pod with the same labelSelector cannot be scheduled, because computed skew will be 3(3 - 0) if new Pod is scheduled to any of the three zones, it will violate MaxSkew. This is an alpha field and requires enabling MinDomainsInPodTopologySpread feature gate.

false

PostgresCluster.spec.backups.pgbackrest.repoHost.topologySpreadConstraints[index].labelSelector Parent

LabelSelector is used to find matching pods. Pods that match this label selector are counted to determine the number of pods in their corresponding topology domain.

Name

Type

Description

Required

matchExpressions

[]object

matchExpressions is a list of label selector requirements. The requirements are ANDed.

false

matchLabels

map[string]string

matchLabels is a map of {key,value} pairs. A single {key,value} in the matchLabels map is equivalent to an element of matchExpressions, whose key field is “key”, the operator is “In”, and the values array contains only “value”. The requirements are ANDed.

false

PostgresCluster.spec.backups.pgbackrest.repoHost.topologySpreadConstraints[index].labelSelector.matchExpressions[index] Parent

A label selector requirement is a selector that contains values, a key, and an operator that relates the key and values.

Name

Type

Description

Required

key

string

key is the label key that the selector applies to.

true

operator

string

operator represents a key’s relationship to a set of values. Valid operators are In, NotIn, Exists and DoesNotExist.

true

values

[]string

values is an array of string values. If the operator is In or NotIn, the values array must be non-empty. If the operator is Exists or DoesNotExist, the values array must be empty. This array is replaced during a strategic merge patch.

false

PostgresCluster.spec.backups.pgbackrest.restore Parent

Defines details for performing an in-place restore using pgBackRest

Name	
Type	
Description	
Required	
enabled	
boolean	
Whether or not in-place pgBackRest restores are enabled for this PostgresCluster.	
true	
repoName	
string	
The name of the pgBackRest repo within the source PostgresCluster that contains the backups that should be utilized to perform a pgBackRest restore when initializing the data source for the new PostgresCluster.	
true	
affinity	
object	
Scheduling constraints of the pgBackRest restore Job. More info: <a href="https://kubernetes.io/docs/concepts/scheduling-eviction/assign-pod-node">https://kubernetes.io/docs/concepts/scheduling-eviction/assign-pod-node</a>	
false	
clusterName	
string	
The name of an existing PostgresCluster to use as the data source for the new PostgresCluster. Defaults to the name of the PostgresCluster being created if not provided.	
false	
clusterNamespace	
string	
The namespace of the cluster specified as the data source using the clusterName field. Defaults to the namespace of the PostgresCluster being created if not provided.	
false	
options	
[]string	
Command line options to include when running the pgBackRest restore command. <a href="https://pgbackrest.org/command.html#command-restore">https://pgbackrest.org/command.html#command-restore</a>	
false	
priorityClassName	
string	
Priority class name for the pgBackRest restore Job pod. Changing this value causes PostgreSQL to restart. More info: <a href="https://kubernetes.io/docs/concepts/scheduling-eviction/pod-priority-preemption/">https://kubernetes.io/docs/concepts/scheduling-eviction/pod-priority-preemption/</a>	
false	
resources	
object	
Resource requirements for the pgBackRest restore Job.	
false	
tolerations	
[]object	
Tolerations of the pgBackRest restore Job. More info: <a href="https://kubernetes.io/docs/concepts/scheduling-eviction/taint-and-toleration">https://kubernetes.io/docs/concepts/scheduling-eviction/taint-and-toleration</a>	
false	

PostgresCluster.spec.backups.pgbackrest.restore.affinity	Parent
Scheduling constraints of the pgBackRest restore Job. More info: <a href="https://kubernetes.io/docs/concepts/scheduling-eviction/assign-pod-node">https://kubernetes.io/docs/concepts/scheduling-eviction/assign-pod-node</a>	
Name	
Type	
Description	
Required	
nodeAffinity	
object	
Describes node affinity scheduling rules for the pod.	
false	
podAffinity	
object	
Describes pod affinity scheduling rules (e.g. co-locate this pod in the same node, zone, etc. as some other pod(s)).	
false	
podAntiAffinity	
object	
Describes pod anti-affinity scheduling rules (e.g. avoid putting this pod in the same node, zone, etc. as some other pod(s)).	
false	
PostgresCluster.spec.backups.pgbackrest.restore.affinity.nodeAffinity	Parent
Describes node affinity scheduling rules for the pod.	
Name	
Type	
Description	
Required	
preferredDuringSchedulingIgnoredDuringExecution	
[]object	
The scheduler will prefer to schedule pods to nodes that satisfy the affinity expressions specified by this field, but it may choose a node that violates one or more of the expressions. The node that is most preferred is the one with the greatest sum of weights, i.e. for each node that meets all of the scheduling requirements (resource request, requiredDuringScheduling affinity expressions, etc.), compute a sum by iterating through the elements of this field and adding “weight” to the sum if the node matches the corresponding matchExpressions; the node(s) with the highest sum are the most preferred.	
false	
requiredDuringSchedulingIgnoredDuringExecution	
object	
If the affinity requirements specified by this field are not met at scheduling time, the pod will not be scheduled onto the node. If the affinity requirements specified by this field cease to be met at some point during pod execution (e.g. due to an update), the system may or may not try to eventually evict the pod from its node.	
false	
PostgresCluster.spec.backups.pgbackrest.restore.affinity.nodeAffinity.preferredDuringSchedulingIgnoredDuringExecution[index]	Parent
An empty preferred scheduling term matches all objects with implicit weight 0 (i.e. it’s a no-op). A null preferred scheduling term matches no objects (i.e. is also a no-op).	
Name	
Type	
Description	
Required	

preference
object
A node selector term, associated with the corresponding weight.
true
weight
integer
Weight associated with matching the corresponding nodeSelectorTerm, in the range 1-100.
true
PostgresCluster.spec.backups.pgbackrest.restore.affinity.nodeAffinity.preferredDuringSchedulingIgnoredDuringExecution[index].preference.parent
A node selector term, associated with the corresponding weight.
Name
Type
Description
Required
matchExpressions
[]object
A list of node selector requirements by node’s labels.
false
matchFields
[]object
A list of node selector requirements by node’s fields.
false
PostgresCluster.spec.backups.pgbackrest.restore.affinity.nodeAffinity.preferredDuringSchedulingIgnoredDuringExecution[index].preference.required
A node selector requirement is a selector that contains values, a key, and an operator that relates the key and values.
Name
Type
Description
Required
key
string
The label key that the selector applies to.
true
operator
string
Represents a key’s relationship to a set of values. Valid operators are In, NotIn, Exists, DoesNotExist. Gt, and Lt.
true
values
[]string
An array of string values. If the operator is In or NotIn, the values array must be non-empty. If the operator is Exists or DoesNotExist, the values array must be empty. If the operator is Gt or Lt, the values array must have a single element, which will be interpreted as an integer. This array is replaced during a strategic merge patch.
false
PostgresCluster.spec.backups.pgbackrest.restore.affinity.nodeAffinity.preferredDuringSchedulingIgnoredDuringExecution[index].preference.required.parent

A node selector requirement is a selector that contains values, a key, and an operator that relates the key and values.

Name

Type

Description

Required

key

string

The label key that the selector applies to.

true

operator

string

Represents a key’s relationship to a set of values. Valid operators are In, NotIn, Exists, DoesNotExist. Gt, and Lt.

true

values

[]string

An array of string values. If the operator is In or NotIn, the values array must be non-empty. If the operator is Exists or DoesNotExist, the values array must be empty. If the operator is Gt or Lt, the values array must have a single element, which will be interpreted as an integer. This array is replaced during a strategic merge patch.

false

PostgresCluster.spec.backups.pgbackrest.restore.affinity.nodeAffinity.requiredDuringSchedulingIgnoredDuringExecution Parent

If the affinity requirements specified by this field are not met at scheduling time, the pod will not be scheduled onto the node. If the affinity requirements specified by this field cease to be met at some point during pod execution (e.g. due to an update), the system may or may not try to eventually evict the pod from its node.

Name

Type

Description

Required

nodeSelectorTerms

[]object

Required. A list of node selector terms. The terms are ORed.

true

PostgresCluster.spec.backups.pgbackrest.restore.affinity.nodeAffinity.requiredDuringSchedulingIgnoredDuringExecution.nodeSelectorTerms Parent

A null or empty node selector term matches no objects. The requirements of them are ANDed. The TopologySelectorTerm type implements a subset of the NodeSelectorTerm.

Name

Type

Description

Required

matchExpressions

[]object

A list of node selector requirements by node’s labels.

false

matchFields

[]object

A list of node selector requirements by node’s fields.



false
PostgresCluster.spec.backups.pgbackrest.restore.affinity.nodeAffinity.requiredDuringSchedulingIgnoredDuringExecution.nodeSelectorTerms
Parent
A node selector requirement is a selector that contains values, a key, and an operator that relates the key and values.
Name
Type
Description
Required
key
string
The label key that the selector applies to.
true
operator
string
Represents a key’s relationship to a set of values. Valid operators are In, NotIn, Exists, DoesNotExist. Gt, and Lt.
true
values
[]string
An array of string values. If the operator is In or NotIn, the values array must be non-empty. If the operator is Exists or DoesNotExist, the values array must be empty. If the operator is Gt or Lt, the values array must have a single element, which will be interpreted as an integer. This array is replaced during a strategic merge patch.
false
PostgresCluster.spec.backups.pgbackrest.restore.affinity.nodeAffinity.requiredDuringSchedulingIgnoredDuringExecution.nodeSelectorTerms
Parent
A node selector requirement is a selector that contains values, a key, and an operator that relates the key and values.
Name
Type
Description
Required
key
string
The label key that the selector applies to.
true
operator
string
Represents a key’s relationship to a set of values. Valid operators are In, NotIn, Exists, DoesNotExist. Gt, and Lt.
true
values
[]string
An array of string values. If the operator is In or NotIn, the values array must be non-empty. If the operator is Exists or DoesNotExist, the values array must be empty. If the operator is Gt or Lt, the values array must have a single element, which will be interpreted as an integer. This array is replaced during a strategic merge patch.
false
PostgresCluster.spec.backups.pgbackrest.restore.affinity.podAffinity
Parent
Describes pod affinity scheduling rules (e.g. co-locate this pod in the same node, zone, etc. as some other pod(s)).
Name

Type	
Description	
Required	
preferredDuringSchedulingIgnoredDuringExecution	
[]object	
The scheduler will prefer to schedule pods to nodes that satisfy the affinity expressions specified by this field, but it may choose a node that violates one or more of the expressions. The node that is most preferred is the one with the greatest sum of weights, i.e. for each node that meets all of the scheduling requirements (resource request, requiredDuringScheduling affinity expressions, etc.), compute a sum by iterating through the elements of this field and adding “weight” to the sum if the node has pods which matches the corresponding podAffinityTerm; the node(s) with the highest sum are the most preferred.	
false	
requiredDuringSchedulingIgnoredDuringExecution	
[]object	
If the affinity requirements specified by this field are not met at scheduling time, the pod will not be scheduled onto the node. If the affinity requirements specified by this field cease to be met at some point during pod execution (e.g. due to a pod label update), the system may or may not try to eventually evict the pod from its node. When there are multiple elements, the lists of nodes corresponding to each podAffinityTerm are intersected, i.e. all terms must be satisfied.	
false	
PostgresCluster.spec.backups.pgbackrest.restore.affinity.podAffinity.preferredDuringSchedulingIgnoredDuringExecution[index]	Parent
The weights of all of the matched WeightedPodAffinityTerm fields are added per-node to find the most preferred node(s)	
Name	
Type	
Description	
Required	
podAffinityTerm	
object	
Required. A pod affinity term, associated with the corresponding weight.	
true	
weight	
integer	
weight associated with matching the corresponding podAffinityTerm, in the range 1-100.	
true	
PostgresCluster.spec.backups.pgbackrest.restore.affinity.podAffinity.preferredDuringSchedulingIgnoredDuringExecution[index].podAffinityTerm	Parent
Required. A pod affinity term, associated with the corresponding weight.	
Name	
Type	
Description	
Required	
topologyKey	
string	
This pod should be co-located (affinity) or not co-located (anti-affinity) with the pods matching the labelSelector in the specified namespaces, where co-located is defined as running on a node whose value of the label with key topologyKey matches that of any node on which any of the selected pods is running. Empty topologyKey is not allowed.	
true	
labelSelector	
object	

A label query over a set of resources, in this case pods.

false

namespaceSelector

object

A label query over the set of namespaces that the term applies to. The term is applied to the union of the namespaces selected by this field and the ones listed in the namespaces field. null selector and null or empty namespaces list means “this pod’s namespace”. An empty selector ({}) matches all namespaces.

false

namespaces

[]string

namespaces specifies a static list of namespace names that the term applies to. The term is applied to the union of the namespaces listed in this field and the ones selected by namespaceSelector. null or empty namespaces list and null namespaceSelector means “this pod’s namespace”.

false

PostgresCluster.spec.backups.pgbackrest.restore.affinity.podAffinity.preferredDuringSchedulingIgnoredDuringExecution[index].podAffinityTermParent

A label query over a set of resources, in this case pods.

Name

Type

Description

Required

matchExpressions

[]object

matchExpressions is a list of label selector requirements. The requirements are ANDed.

false

matchLabels

map[string]string

matchLabels is a map of {key,value} pairs. A single {key,value} in the matchLabels map is equivalent to an element of matchExpressions, whose key field is “key”, the operator is “In”, and the values array contains only “value”. The requirements are ANDed.

false

PostgresCluster.spec.backups.pgbackrest.restore.affinity.podAffinity.preferredDuringSchedulingIgnoredDuringExecution[index].podAffinityTermParent

A label selector requirement is a selector that contains values, a key, and an operator that relates the key and values.

Name

Type

Description

Required

key

string

key is the label key that the selector applies to.

true

operator

string

operator represents a key’s relationship to a set of values. Valid operators are In, NotIn, Exists and DoesNotExist.

true

values

[]string

values is an array of string values. If the operator is In or NotIn, the values array must be non-empty. If the operator is Exists or DoesNotExist, the values array must be empty. This array is replaced during a strategic merge patch.

false

PostgresCluster.spec.backups.pgbackrest.restore.affinity.podAffinity.preferredDuringSchedulingIgnoredDuringExecution[index].podAffinityTerm

Parent

A label query over the set of namespaces that the term applies to. The term is applied to the union of the namespaces selected by this field and the ones listed in the namespaces field. null selector and null or empty namespaces list means “this pod’s namespace”. An empty selector ({}) matches all namespaces.

Name

Type

Description

Required

matchExpressions

[]object

matchExpressions is a list of label selector requirements. The requirements are ANDed.

false

matchLabels

map[string]string

matchLabels is a map of {key,value} pairs. A single {key,value} in the matchLabels map is equivalent to an element of matchExpressions, whose key field is “key”, the operator is “In”, and the values array contains only “value”. The requirements are ANDed.

false

PostgresCluster.spec.backups.pgbackrest.restore.affinity.podAffinity.requiredDuringSchedulingIgnoredDuringExecution[index].podAffinityTerm

Parent

A label selector requirement is a selector that contains values, a key, and an operator that relates the key and values.

Name

Type

Description

Required

key

string

key is the label key that the selector applies to.

true

operator

string

operator represents a key’s relationship to a set of values. Valid operators are In, NotIn, Exists and DoesNotExist.

true

values

[]string

values is an array of string values. If the operator is In or NotIn, the values array must be non-empty. If the operator is Exists or DoesNotExist, the values array must be empty. This array is replaced during a strategic merge patch.

false

PostgresCluster.spec.backups.pgbackrest.restore.affinity.podAffinity.requiredDuringSchedulingIgnoredDuringExecution[index] Parent

Defines a set of pods (namely those matching the labelSelector relative to the given namespace(s)) that this pod should be co-located (affinity) or not co-located (anti-affinity) with, where co-located is defined as running on a node whose value of the label with key matches that of any node on which a pod of the set of pods is running

Name

Type
Description
Required
topologyKey
string
This pod should be co-located (affinity) or not co-located (anti-affinity) with the pods matching the labelSelector in the specified namespaces, where co-located is defined as running on a node whose value of the label with key topologyKey matches that of any node on which any of the selected pods is running. Empty topologyKey is not allowed.
true
labelSelector
object
A label query over a set of resources, in this case pods.
false
namespaceSelector
object
A label query over the set of namespaces that the term applies to. The term is applied to the union of the namespaces selected by this field and the ones listed in the namespaces field. null selector and null or empty namespaces list means “this pod’s namespace”. An empty selector ({}) matches all namespaces.
false
namespaces
[]string
namespaces specifies a static list of namespace names that the term applies to. The term is applied to the union of the namespaces listed in this field and the ones selected by namespaceSelector. null or empty namespaces list and null namespaceSelector means “this pod’s namespace”.
false
PostgresCluster.spec.backups.pgbackrest.restore.affinity.podAffinity.requiredDuringSchedulingIgnoredDuringExecution[index].labelSelector
Parent
A label query over a set of resources, in this case pods.
Name
Type
Description
Required
matchExpressions
[]object
matchExpressions is a list of label selector requirements. The requirements are ANDed.
false
matchLabels
map[string]string
matchLabels is a map of {key,value} pairs. A single {key,value} in the matchLabels map is equivalent to an element of matchExpressions, whose key field is “key”, the operator is “In”, and the values array contains only “value”. The requirements are ANDed.
false
PostgresCluster.spec.backups.pgbackrest.restore.affinity.podAffinity.requiredDuringSchedulingIgnoredDuringExecution[index].labelSelector
Parent
A label selector requirement is a selector that contains values, a key, and an operator that relates the key and values.
Name
Type
Description

Required
key
string
key is the label key that the selector applies to.
true
operator
string
operator represents a key’s relationship to a set of values. Valid operators are In, NotIn, Exists and DoesNotExist.
true
values
[]string
values is an array of string values. If the operator is In or NotIn, the values array must be non-empty. If the operator is Exists or DoesNotExist, the values array must be empty. This array is replaced during a strategic merge patch.
false
PostgresCluster.spec.backups.pgbackrest.restore.affinity.podAffinity.requiredDuringSchedulingIgnoredDuringExecution[index].namespaceSelector
Parent
A label query over the set of namespaces that the term applies to. The term is applied to the union of the namespaces selected by this field and the ones listed in the namespaces field. null selector and null or empty namespaces list means “this pod’s namespace”. An empty selector ({}) matches all namespaces.
Name
Type
Description
Required
matchExpressions
[]object
matchExpressions is a list of label selector requirements. The requirements are ANDed.
false
matchLabels
map[string]string
matchLabels is a map of {key,value} pairs. A single {key,value} in the matchLabels map is equivalent to an element of matchExpressions, whose key field is “key”, the operator is “In”, and the values array contains only “value”. The requirements are ANDed.
false
PostgresCluster.spec.backups.pgbackrest.restore.affinity.podAffinity.requiredDuringSchedulingIgnoredDuringExecution[index].namespaceSelector
Parent
A label selector requirement is a selector that contains values, a key, and an operator that relates the key and values.
Name
Type
Description
Required
key
string
key is the label key that the selector applies to.
true
operator
string
operator represents a key’s relationship to a set of values. Valid operators are In, NotIn, Exists and DoesNotExist.

true	
values	
[]string	
values is an array of string values. If the operator is In or NotIn, the values array must be non-empty. If the operator is Exists or DoesNotExist, the values array must be empty. This array is replaced during a strategic merge patch.	
false	
PostgresCluster.spec.backups.pgbackrest.restore.affinity.podAntiAffinity	Parent
Describes pod anti-affinity scheduling rules (e.g. avoid putting this pod in the same node, zone, etc. as some other pod(s)).	
Name	
Type	
Description	
Required	
preferredDuringSchedulingIgnoredDuringExecution	
[]object	
The scheduler will prefer to schedule pods to nodes that satisfy the anti-affinity expressions specified by this field, but it may choose a node that violates one or more of the expressions. The node that is most preferred is the one with the greatest sum of weights, i.e. for each node that meets all of the scheduling requirements (resource request, requiredDuringScheduling anti-affinity expressions, etc.), compute a sum by iterating through the elements of this field and adding “weight” to the sum if the node has pods which matches the corresponding podAffinityTerm; the node(s) with the highest sum are the most preferred.	
false	
requiredDuringSchedulingIgnoredDuringExecution	
[]object	
If the anti-affinity requirements specified by this field are not met at scheduling time, the pod will not be scheduled onto the node. If the anti-affinity requirements specified by this field cease to be met at some point during pod execution (e.g. due to a pod label update), the system may or may not try to eventually evict the pod from its node. When there are multiple elements, the lists of nodes corresponding to each podAffinityTerm are intersected, i.e. all terms must be satisfied.	
false	
PostgresCluster.spec.backups.pgbackrest.restore.affinity.podAntiAffinity.preferredDuringSchedulingIgnoredDuringExecution[index]	Parent
The weights of all of the matched WeightedPodAffinityTerm fields are added per-node to find the most preferred node(s)	
Name	
Type	
Description	
Required	
podAffinityTerm	
object	
Required. A pod affinity term, associated with the corresponding weight.	
true	
weight	
integer	
weight associated with matching the corresponding podAffinityTerm, in the range 1-100.	
true	
PostgresCluster.spec.backups.pgbackrest.restore.affinity.podAntiAffinity.preferredDuringSchedulingIgnoredDuringExecution[index].podAffinityTerm	Parent
Required. A pod affinity term, associated with the corresponding weight.	
Name	
Type	

Description
Required
topologyKey
string
This pod should be co-located (affinity) or not co-located (anti-affinity) with the pods matching the labelSelector in the specified namespaces, where co-located is defined as running on a node whose value of the label with key topologyKey matches that of any node on which any of the selected pods is running. Empty topologyKey is not allowed.
true
labelSelector
object
A label query over a set of resources, in this case pods.
false
namespaceSelector
object
A label query over the set of namespaces that the term applies to. The term is applied to the union of the namespaces selected by this field and the ones listed in the namespaces field. null selector and null or empty namespaces list means “this pod’s namespace”. An empty selector ({}) matches all namespaces.
false
namespaces
[]string
namespaces specifies a static list of namespace names that the term applies to. The term is applied to the union of the namespaces listed in this field and the ones selected by namespaceSelector. null or empty namespaces list and null namespaceSelector means “this pod’s namespace”.
false
PostgresCluster.spec.backups.pgbackrest.restore.affinity.podAntiAffinity.preferredDuringSchedulingIgnoredDuringExecution[index].podAffinityParent
A label query over a set of resources, in this case pods.
Name
Type
Description
Required
matchExpressions
[]object
matchExpressions is a list of label selector requirements. The requirements are ANDed.
false
matchLabels
map[string]string
matchLabels is a map of {key,value} pairs. A single {key,value} in the matchLabels map is equivalent to an element of matchExpressions, whose key field is “key”, the operator is “In”, and the values array contains only “value”. The requirements are ANDed.
false
PostgresCluster.spec.backups.pgbackrest.restore.affinity.podAntiAffinity.preferredDuringSchedulingIgnoredDuringExecution[index].podAffinityParent
A label selector requirement is a selector that contains values, a key, and an operator that relates the key and values.
Name
Type
Description
Required



key

string

key is the label key that the selector applies to.

true

operator

string

operator represents a key’s relationship to a set of values. Valid operators are In, NotIn, Exists and DoesNotExist.

true

values

[]string

values is an array of string values. If the operator is In or NotIn, the values array must be non-empty. If the operator is Exists or DoesNotExist, the values array must be empty. This array is replaced during a strategic merge patch.

false

PostgresCluster.spec.backups.pgbackrest.restore.affinity.podAntiAffinity.preferredDuringSchedulingIgnoredDuringExecution[index].podAffinityParent

A label query over the set of namespaces that the term applies to. The term is applied to the union of the namespaces selected by this field and the ones listed in the namespaces field. null selector and null or empty namespaces list means “this pod’s namespace”. An empty selector ({} ) matches all namespaces.

Name

Type

Description

Required

matchExpressions

[]object

matchExpressions is a list of label selector requirements. The requirements are ANDed.

false

matchLabels

map[string]string

matchLabels is a map of {key,value} pairs. A single {key,value} in the matchLabels map is equivalent to an element of matchExpressions, whose key field is “key”, the operator is “In”, and the values array contains only “value”. The requirements are ANDed.

false

PostgresCluster.spec.backups.pgbackrest.restore.affinity.podAntiAffinity.preferredDuringSchedulingIgnoredDuringExecution[index].podAffinityParent

A label selector requirement is a selector that contains values, a key, and an operator that relates the key and values.

Name

Type

Description

Required

key

string

key is the label key that the selector applies to.

true

operator

string

operator represents a key’s relationship to a set of values. Valid operators are In, NotIn, Exists and DoesNotExist.

true

values
[]string
values is an array of string values. If the operator is In or NotIn, the values array must be non-empty. If the operator is Exists or DoesNotExist, the values array must be empty. This array is replaced during a strategic merge patch.
false
PostgresCluster.spec.backups.pgbackrest.restore.affinity.podAntiAffinity.requiredDuringSchedulingIgnoredDuringExecution[index]Parent
Defines a set of pods (namely those matching the labelSelector relative to the given namespace(s)) that this pod should be co-located (affinity) or not co-located (anti-affinity) with, where co-located is defined as running on a node whose value of the label with key matches that of any node on which a pod of the set of pods is running
Name
Type
Description
Required
topologyKey
string
This pod should be co-located (affinity) or not co-located (anti-affinity) with the pods matching the labelSelector in the specified namespaces, where co-located is defined as running on a node whose value of the label with key topologyKey matches that of any node on which any of the selected pods is running. Empty topologyKey is not allowed.
true
labelSelector
object
A label query over a set of resources, in this case pods.
false
namespaceSelector
object
A label query over the set of namespaces that the term applies to. The term is applied to the union of the namespaces selected by this field and the ones listed in the namespaces field. null selector and null or empty namespaces list means “this pod’s namespace”. An empty selector ({}) matches all namespaces.
false
namespaces
[]string
namespaces specifies a static list of namespace names that the term applies to. The term is applied to the union of the namespaces listed in this field and the ones selected by namespaceSelector. null or empty namespaces list and null namespaceSelector means “this pod’s namespace”.
false
PostgresCluster.spec.backups.pgbackrest.restore.affinity.podAntiAffinity.requiredDuringSchedulingIgnoredDuringExecution[index].labelSelectorParent
A label query over a set of resources, in this case pods.
Name
Type
Description
Required
matchExpressions
[]object
matchExpressions is a list of label selector requirements. The requirements are ANDed.
false

matchLabels

map[string]string

matchLabels is a map of {key,value} pairs. A single {key,value} in the matchLabels map is equivalent to an element of matchExpressions, whose key field is “key”, the operator is “In”, and the values array contains only “value”. The requirements are ANDed.

false

PostgresCluster.spec.backups.pgbackrest.restore.affinity.podAntiAffinity.requiredDuringSchedulingIgnoredDuringExecution[index].labelSelectorParent

A label selector requirement is a selector that contains values, a key, and an operator that relates the key and values.

Name

Type

Description

Required

key

string

key is the label key that the selector applies to.

true

operator

string

operator represents a key’s relationship to a set of values. Valid operators are In, NotIn, Exists and DoesNotExist.

true

values

[]string

values is an array of string values. If the operator is In or NotIn, the values array must be non-empty. If the operator is Exists or DoesNotExist, the values array must be empty. This array is replaced during a strategic merge patch.

false

PostgresCluster.spec.backups.pgbackrest.restore.affinity.podAntiAffinity.requiredDuringSchedulingIgnoredDuringExecution[index].namespaceSelectorParent

A label query over the set of namespaces that the term applies to. The term is applied to the union of the namespaces selected by this field and the ones listed in the namespaces field. null selector and null or empty namespaces list means “this pod’s namespace”. An empty selector ({} ) matches all namespaces.

Name

Type

Description

Required

matchExpressions

[]object

matchExpressions is a list of label selector requirements. The requirements are ANDed.

false

matchLabels

map[string]string

matchLabels is a map of {key,value} pairs. A single {key,value} in the matchLabels map is equivalent to an element of matchExpressions, whose key field is “key”, the operator is “In”, and the values array contains only “value”. The requirements are ANDed.

false

PostgresCluster.spec.backups.pgbackrest.restore.affinity.podAntiAffinity.requiredDuringSchedulingIgnoredDuringExecution[index].namespaceSelectorParent

A label selector requirement is a selector that contains values, a key, and an operator that relates the key and values.

Name

Type

Description

Required

key

string

key is the label key that the selector applies to.

true

operator

string

operator represents a key’s relationship to a set of values. Valid operators are In, NotIn, Exists and DoesNotExist.

true

values

[]string

values is an array of string values. If the operator is In or NotIn, the values array must be non-empty. If the operator is Exists or DoesNotExist, the values array must be empty. This array is replaced during a strategic merge patch.

false

PostgresCluster.spec.backups.pgbackrest.restore.resources Parent

Resource requirements for the pgBackRest restore Job.

Name

Type

Description

Required

limits

map[string]int or string

Limits describes the maximum amount of compute resources allowed. More info: <https://kubernetes.io/docs/concepts/configuration/manage-resources-containers/>

false

requests

map[string]int or string

Requests describes the minimum amount of compute resources required. If Requests is omitted for a container, it defaults to Limits if that is explicitly specified, otherwise to an implementation-defined value. More info: <https://kubernetes.io/docs/concepts/configuration/manage-resources-containers/>

false

PostgresCluster.spec.backups.pgbackrest.restore.tolerations[index] Parent

The pod this Toleration is attached to tolerates any taint that matches the triple using the matching operator .

Name

Type

Description

Required

effect

string

Effect indicates the taint effect to match. Empty means match all taint effects. When specified, allowed values are NoSchedule, PreferNoSchedule and NoExecute.

false

key	
string	
Key is the taint key that the toleration applies to. Empty means match all taint keys. If the key is empty, operator must be Exists; this combination means to match all values and all keys.	
false	
operator	
string	
Operator represents a key’s relationship to the value. Valid operators are Exists and Equal. Defaults to Equal. Exists is equivalent to wildcard for value, so that a pod can tolerate all taints of a particular category.	
false	
tolerationSeconds	
integer	
TolerationSeconds represents the period of time the toleration (which must be of effect NoExecute, otherwise this field is ignored) tolerates the taint. By default, it is not set, which means tolerate the taint forever (do not evict). Zero and negative values will be treated as 0 (evict immediately) by the system.	
false	
value	
string	
Value is the taint value the toleration matches to. If the operator is Exists, the value should be empty, otherwise just a regular string.	
false	
PostgresCluster.spec.backups.pgbackrest.sidecars	Parent
Configuration for pgBackRest sidecar containers	
Name	
Type	
Description	
Required	
pgbackrest	
object	
Defines the configuration for the pgBackRest sidecar container	
false	
pgbackrestConfig	
object	
Defines the configuration for the pgBackRest config sidecar container	
false	
PostgresCluster.spec.backups.pgbackrest.sidecars.pgbackrest	Parent
Defines the configuration for the pgBackRest sidecar container	
Name	
Type	
Description	
Required	
resources	
object	
Resource requirements for a sidecar container	
false	
PostgresCluster.spec.backups.pgbackrest.sidecars.pgbackrest.resources	Parent

Resource requirements for a sidecar container

Name

Type

Description

Required

limits

map[string]int or string

Limits describes the maximum amount of compute resources allowed. More info: <https://kubernetes.io/docs/concepts/configuration/manage-resources-containers/>

false

requests

map[string]int or string

Requests describes the minimum amount of compute resources required. If Requests is omitted for a container, it defaults to Limits if that is explicitly specified, otherwise to an implementation-defined value. More info: <https://kubernetes.io/docs/concepts/configuration/manage-resources-containers/>

false

PostgresCluster.spec.backups.pgbackrest.sidecars.pgbackrestConfig Parent

Defines the configuration for the pgBackRest config sidecar container

Name

Type

Description

Required

resources

object

Resource requirements for a sidecar container

false

PostgresCluster.spec.backups.pgbackrest.sidecars.pgbackrestConfig.resources Parent

Resource requirements for a sidecar container

Name

Type

Description

Required

limits

map[string]int or string

Limits describes the maximum amount of compute resources allowed. More info: <https://kubernetes.io/docs/concepts/configuration/manage-resources-containers/>

false

requests

map[string]int or string

Requests describes the minimum amount of compute resources required. If Requests is omitted for a container, it defaults to Limits if that is explicitly specified, otherwise to an implementation-defined value. More info: <https://kubernetes.io/docs/concepts/configuration/manage-resources-containers/>

false

PostgresCluster.spec.instances[index] Parent

Name

Type

Description	
Required	
dataVolumeClaimSpec	
object	
Defines a PersistentVolumeClaim for PostgreSQL data. More info: <a href="https://kubernetes.io/docs/concepts/storage/persistent-volumes">https://kubernetes.io/docs/concepts/storage/persistent-volumes</a>	
true	
affinity	
object	
Scheduling constraints of a PostgreSQL pod. Changing this value causes PostgreSQL to restart. More info: <a href="https://kubernetes.io/docs/concepts/scheduling-eviction/assign-pod-node">https://kubernetes.io/docs/concepts/scheduling-eviction/assign-pod-node</a>	
false	
containers	
[]object	
Custom sidecars for PostgreSQL instance pods. Changing this value causes PostgreSQL to restart.	
false	
metadata	
object	
Metadata contains metadata for custom resources	
false	
minAvailable	
int or string	
Minimum number of pods that should be available at a time. Defaults to one when the replicas field is greater than one.	
false	
name	
string	
Name that associates this set of PostgreSQL pods. This field is optional when only one instance set is defined. Each instance set in a cluster must have a unique name. The combined length of this and the cluster name must be 46 characters or less.	
false	
priorityClassName	
string	
Priority class name for the PostgreSQL pod. Changing this value causes PostgreSQL to restart. More info: <a href="https://kubernetes.io/docs/concepts/scheduling-eviction/pod-priority-preemption/">https://kubernetes.io/docs/concepts/scheduling-eviction/pod-priority-preemption/</a>	
false	
replicas	
integer	
Number of desired PostgreSQL pods.	
false	
resources	
object	
Compute resources of a PostgreSQL container.	
false	
sidecars	
object	
Configuration for instance sidecar containers	
false	

tolerations	
[]object	
Tolerations of a PostgreSQL pod. Changing this value causes PostgreSQL to restart. More info: <a href="https://kubernetes.io/docs/concepts/scheduling-eviction/taint-and-toleration">https://kubernetes.io/docs/concepts/scheduling-eviction/taint-and-toleration</a>	
false	
topologySpreadConstraints	
[]object	
Topology spread constraints of a PostgreSQL pod. Changing this value causes PostgreSQL to restart. More info: <a href="https://kubernetes.io/docs/concepts/scheduling-eviction/topology-spread-constraints/">https://kubernetes.io/docs/concepts/scheduling-eviction/topology-spread-constraints/</a>	
false	
walVolumeClaimSpec	
object	
Defines a separate PersistentVolumeClaim for PostgreSQL's write-ahead log. More info: <a href="https://www.postgresql.org/docs/current/wal.html">https://www.postgresql.org/docs/current/wal.html</a>	
false	
PostgresCluster.spec.instances[index].dataVolumeClaimSpec	Parent
Defines a PersistentVolumeClaim for PostgreSQL data. More info: <a href="https://kubernetes.io/docs/concepts/storage/persistent-volumes">https://kubernetes.io/docs/concepts/storage/persistent-volumes</a>	
Name	
Type	
Description	
Required	
accessModes	
[]string	
accessModes contains the desired access modes the volume should have. More info: <a href="https://kubernetes.io/docs/concepts/storage/persistent-volumes#access-modes-1">https://kubernetes.io/docs/concepts/storage/persistent-volumes#access-modes-1</a>	
true	
resources	
object	
resources represents the minimum resources the volume should have. If RecoverVolumeExpansionFailure feature is enabled users are allowed to specify resource requirements that are lower than previous value but must still be higher than capacity recorded in the status field of the claim. More info: <a href="https://kubernetes.io/docs/concepts/storage/persistent-volumes#resources">https://kubernetes.io/docs/concepts/storage/persistent-volumes#resources</a>	
true	
dataSource	
object	
dataSource field can be used to specify either: * An existing VolumeSnapshot object (snapshot.storage.k8s.io/VolumeSnapshot) * An existing PVC (PersistentVolumeClaim) If the provisioner or an external controller can support the specified data source, it will create a new volume based on the contents of the specified data source. If the AnyVolumeDataSource feature gate is enabled, this field will always have the same contents as the DataSourceRef field.	
false	
dataSourceRef	
object	
dataSourceRef specifies the object from which to populate the volume with data, if a non-empty volume is desired. This may be any local object from a non-empty API group (non core object) or a PersistentVolumeClaim object. When this field is specified, volume binding will only succeed if the type of the specified object matches some installed volume populator or dynamic provisioner. This field will replace the functionality of the DataSource field and as such if both fields are non-empty, they must have the same value. For backwards compatibility, both fields (DataSource and DataSourceRef) will be set to the same value automatically if one of them is empty and the other is non-empty. There are two important differences between DataSource and DataSourceRef: * While DataSource only allows two specific types of objects, DataSourceRef allows any non-core object, as well as PersistentVolumeClaim objects. * While DataSource ignores disallowed values (dropping them), DataSourceRef preserves all values, and generates an error if a disallowed value is specified. (Beta) Using this field requires the AnyVolumeDataSource feature gate to be enabled.	



false

selector

object

selector is a label query over volumes to consider for binding.

false

storageClassName

string

storageClassName is the name of the StorageClass required by the claim. More info: <https://kubernetes.io/docs/concepts/storage/persistent-volumes#class-1>

false

volumeMode

string

volumeMode defines what type of volume is required by the claim. Value of Filesystem is implied when not included in claim spec.

false

volumeName

string

volumeName is the binding reference to the PersistentVolume backing this claim.

false

PostgresCluster.spec.instances[index].dataVolumeClaimSpec.resources Parent

resources represents the minimum resources the volume should have. If RecoverVolumeExpansionFailure feature is enabled users are allowed to specify resource requirements that are lower than previous value but must still be higher than capacity recorded in the status field of the claim. More info: <https://kubernetes.io/docs/concepts/storage/persistent-volumes#resources>

Name

Type

Description

Required

requests

map[string]int or string

Requests describes the minimum amount of compute resources required. If Requests is omitted for a container, it defaults to Limits if that is explicitly specified, otherwise to an implementation-defined value. More info: <https://kubernetes.io/docs/concepts/configuration/manage-resources-containers/>

true

limits

map[string]int or string

Limits describes the maximum amount of compute resources allowed. More info: <https://kubernetes.io/docs/concepts/configuration/manage-resources-containers/>

false

PostgresCluster.spec.instances[index].dataVolumeClaimSpec.dataSource Parent

dataSource field can be used to specify either: \* An existing VolumeSnapshot object ([snapshot.storage.k8s.io/VolumeSnapshot](https://kubernetes.io/docs/concepts/storage/volume-snapshots)) \* An existing PVC (PersistentVolumeClaim) If the provisioner or an external controller can support the specified data source, it will create a new volume based on the contents of the specified data source. If the AnyVolumeDataSource feature gate is enabled, this field will always have the same contents as the DataSourceRef field.

Name

Type

Description

Required

kind

string

Kind is the type of resource being referenced

true

name

string

Name is the name of resource being referenced

true

apiGroup

string

APIGroup is the group for the resource being referenced. If APIGroup is not specified, the specified Kind must be in the core API group. For any other third-party types, APIGroup is required.

false

PostgresCluster.spec.instances[index].dataVolumeClaimSpec.dataSourceRef   Parent

dataSourceRef specifies the object from which to populate the volume with data, if a non-empty volume is desired. This may be any local object from a non-empty API group (non core object) or a PersistentVolumeClaim object. When this field is specified, volume binding will only succeed if the type of the specified object matches some installed volume populator or dynamic provisioner. This field will replace the functionality of the DataSource field and as such if both fields are non-empty, they must have the same value. For backwards compatibility, both fields (DataSource and DataSourceRef) will be set to the same value automatically if one of them is empty and the other is non-empty. There are two important differences between DataSource and DataSourceRef: \* While DataSource only allows two specific types of objects, DataSourceRef allows any non-core object, as well as PersistentVolumeClaim objects. \* While DataSource ignores disallowed values (dropping them), DataSourceRef preserves all values, and generates an error if a disallowed value is specified. (Beta) Using this field requires the AnyVolumeDataSource feature gate to be enabled.

Name

Type

Description

Required

kind

string

Kind is the type of resource being referenced

true

name

string

Name is the name of resource being referenced

true

apiGroup

string

APIGroup is the group for the resource being referenced. If APIGroup is not specified, the specified Kind must be in the core API group. For any other third-party types, APIGroup is required.

false

PostgresCluster.spec.instances[index].dataVolumeClaimSpec.selector   Parent

selector is a label query over volumes to consider for binding.

Name

Type

Description

Required

matchExpressions

[]object

matchExpressions is a list of label selector requirements. The requirements are ANDed.

false

matchLabels

map[string]string

matchLabels is a map of {key,value} pairs. A single {key,value} in the matchLabels map is equivalent to an element of matchExpressions, whose key field is “key”, the operator is “In”, and the values array contains only “value”. The requirements are ANDed.

false

PostgresCluster.spec.instances[index].dataVolumeClaimSpec.selector.matchExpressions[index] Parent

A label selector requirement is a selector that contains values, a key, and an operator that relates the key and values.

Name

Type

Description

Required

key

string

key is the label key that the selector applies to.

true

operator

string

operator represents a key’s relationship to a set of values. Valid operators are In, NotIn, Exists and DoesNotExist.

true

values

[]string

values is an array of string values. If the operator is In or NotIn, the values array must be non-empty. If the operator is Exists or DoesNotExist, the values array must be empty. This array is replaced during a strategic merge patch.

false

PostgresCluster.spec.instances[index].affinity Parent

Scheduling constraints of a PostgreSQL pod. Changing this value causes PostgreSQL to restart. More info: <https://kubernetes.io/docs/concepts/scheduling-eviction/assign-pod-node>

Name

Type

Description

Required

nodeAffinity

object

Describes node affinity scheduling rules for the pod.

false

podAffinity

object

Describes pod affinity scheduling rules (e.g. co-locate this pod in the same node, zone, etc. as some other pod(s)).

false

podAntiAffinity

object

Describes pod anti-affinity scheduling rules (e.g. avoid putting this pod in the same node, zone, etc. as some other pod(s)).

false

PostgresCluster.spec.instances[index].affinity.nodeAffinity	Parent
Describes node affinity scheduling rules for the pod.	
Name	
Type	
Description	
Required	
preferredDuringSchedulingIgnoredDuringExecution	
[]object	
The scheduler will prefer to schedule pods to nodes that satisfy the affinity expressions specified by this field, but it may choose a node that violates one or more of the expressions. The node that is most preferred is the one with the greatest sum of weights, i.e. for each node that meets all of the scheduling requirements (resource request, requiredDuringScheduling affinity expressions, etc.), compute a sum by iterating through the elements of this field and adding “weight” to the sum if the node matches the corresponding matchExpressions; the node(s) with the highest sum are the most preferred.	
false	
requiredDuringSchedulingIgnoredDuringExecution	
object	
If the affinity requirements specified by this field are not met at scheduling time, the pod will not be scheduled onto the node. If the affinity requirements specified by this field cease to be met at some point during pod execution (e.g. due to an update), the system may or may not try to eventually evict the pod from its node.	
false	
PostgresCluster.spec.instances[index].affinity.nodeAffinity.preferredDuringSchedulingIgnoredDuringExecution[index]	Parent
An empty preferred scheduling term matches all objects with implicit weight 0 (i.e. it’s a no-op). A null preferred scheduling term matches no objects (i.e. is also a no-op).	
Name	
Type	
Description	
Required	
preference	
object	
A node selector term, associated with the corresponding weight.	
true	
weight	
integer	
Weight associated with matching the corresponding nodeSelectorTerm, in the range 1-100.	
true	
PostgresCluster.spec.instances[index].affinity.nodeAffinity.preferredDuringSchedulingIgnoredDuringExecution[index].preference	Parent
A node selector term, associated with the corresponding weight.	
Name	
Type	
Description	
Required	
matchExpressions	
[]object	
A list of node selector requirements by node’s labels.	
false	
matchFields	

[]object	
A list of node selector requirements by node’s fields.	
false	
PostgresCluster.spec.instances[index].affinity.nodeAffinity.preferredDuringSchedulingIgnoredDuringExecution[index].preference.matchExpressions	Parent
A node selector requirement is a selector that contains values, a key, and an operator that relates the key and values.	
Name	
Type	
Description	
Required	
key	
string	
The label key that the selector applies to.	
true	
operator	
string	
Represents a key’s relationship to a set of values. Valid operators are In, NotIn, Exists, DoesNotExist. Gt, and Lt.	
true	
values	
[]string	
An array of string values. If the operator is In or NotIn, the values array must be non-empty. If the operator is Exists or DoesNotExist, the values array must be empty. If the operator is Gt or Lt, the values array must have a single element, which will be interpreted as an integer. This array is replaced during a strategic merge patch.	
false	
PostgresCluster.spec.instances[index].affinity.nodeAffinity.preferredDuringSchedulingIgnoredDuringExecution[index].preference.matchFields	Parent
A node selector requirement is a selector that contains values, a key, and an operator that relates the key and values.	
Name	
Type	
Description	
Required	
key	
string	
The label key that the selector applies to.	
true	
operator	
string	
Represents a key’s relationship to a set of values. Valid operators are In, NotIn, Exists, DoesNotExist. Gt, and Lt.	
true	
values	
[]string	
An array of string values. If the operator is In or NotIn, the values array must be non-empty. If the operator is Exists or DoesNotExist, the values array must be empty. If the operator is Gt or Lt, the values array must have a single element, which will be interpreted as an integer. This array is replaced during a strategic merge patch.	
false	
PostgresCluster.spec.instances[index].affinity.nodeAffinity.requiredDuringSchedulingIgnoredDuringExecution	Parent

If the affinity requirements specified by this field are not met at scheduling time, the pod will not be scheduled onto the node. If the affinity requirements specified by this field cease to be met at some point during pod execution (e.g. due to an update), the system may or may not try to eventually evict the pod from its node.

Name

Type

Description

Required

nodeSelectorTerms

[]object

Required. A list of node selector terms. The terms are ORed.

true

PostgresCluster.spec.instances[index].affinity.nodeAffinity.requiredDuringSchedulingIgnoredDuringExecution.nodeSelectorTerms[index]

Parent

A null or empty node selector term matches no objects. The requirements of them are ANDed. The TopologySelectorTerm type implements a subset of the NodeSelectorTerm.

Name

Type

Description

Required

matchExpressions

[]object

A list of node selector requirements by node’s labels.

false

matchFields

[]object

A list of node selector requirements by node’s fields.

false

PostgresCluster.spec.instances[index].affinity.nodeAffinity.requiredDuringSchedulingIgnoredDuringExecution.nodeSelectorTerms[index].mat

Parent

A node selector requirement is a selector that contains values, a key, and an operator that relates the key and values.

Name

Type

Description

Required

key

string

The label key that the selector applies to.

true

operator

string

Represents a key’s relationship to a set of values. Valid operators are In, NotIn, Exists, DoesNotExist. Gt, and Lt.

true

values

[]string

An array of string values. If the operator is In or NotIn, the values array must be non-empty. If the operator is Exists or DoesNotExist, the values array must be empty. If the operator is Gt or Lt, the values array must have a single element, which will be interpreted as an integer. This array is replaced during a strategic merge patch.

false

PostgresCluster.spec.instances[index].affinity.nodeAffinity.requiredDuringSchedulingIgnoredDuringExecution.nodeSelectorTerms[index].mat  
Parent

A node selector requirement is a selector that contains values, a key, and an operator that relates the key and values.

Name

Type

Description

Required

key

string

The label key that the selector applies to.

true

operator

string

Represents a key’s relationship to a set of values. Valid operators are In, NotIn, Exists, DoesNotExist. Gt, and Lt.

true

values

[]string

An array of string values. If the operator is In or NotIn, the values array must be non-empty. If the operator is Exists or DoesNotExist, the values array must be empty. If the operator is Gt or Lt, the values array must have a single element, which will be interpreted as an integer. This array is replaced during a strategic merge patch.

false

PostgresCluster.spec.instances[index].affinity.podAffinity Parent

Describes pod affinity scheduling rules (e.g. co-locate this pod in the same node, zone, etc. as some other pod(s)).

Name

Type

Description

Required

preferredDuringSchedulingIgnoredDuringExecution

[]object

The scheduler will prefer to schedule pods to nodes that satisfy the affinity expressions specified by this field, but it may choose a node that violates one or more of the expressions. The node that is most preferred is the one with the greatest sum of weights, i.e. for each node that meets all of the scheduling requirements (resource request, requiredDuringScheduling affinity expressions, etc.), compute a sum by iterating through the elements of this field and adding “weight” to the sum if the node has pods which matches the corresponding podAffinityTerm; the node(s) with the highest sum are the most preferred.

false

requiredDuringSchedulingIgnoredDuringExecution

[]object

If the affinity requirements specified by this field are not met at scheduling time, the pod will not be scheduled onto the node. If the affinity requirements specified by this field cease to be met at some point during pod execution (e.g. due to a pod label update), the system may or may not try to eventually evict the pod from its node. When there are multiple elements, the lists of nodes corresponding to each podAffinityTerm are intersected, i.e. all terms must be satisfied.

false

PostgresCluster.spec.instances[index].affinity.podAffinity.preferredDuringSchedulingIgnoredDuringExecution[index] Parent

The weights of all of the matched WeightedPodAffinityTerm fields are added per-node to find the most preferred node(s)

Name
Type
Description
Required
podAffinityTerm
object
Required. A pod affinity term, associated with the corresponding weight.
true
weight
integer
weight associated with matching the corresponding podAffinityTerm, in the range 1-100.
true
PostgresCluster.spec.instances[index].affinity.podAffinity.preferredDuringSchedulingIgnoredDuringExecution[index].podAffinityTerm
Parent
Required. A pod affinity term, associated with the corresponding weight.
Name
Type
Description
Required
topologyKey
string
This pod should be co-located (affinity) or not co-located (anti-affinity) with the pods matching the labelSelector in the specified namespaces, where co-located is defined as running on a node whose value of the label with key topologyKey matches that of any node on which any of the selected pods is running. Empty topologyKey is not allowed.
true
labelSelector
object
A label query over a set of resources, in this case pods.
false
namespaceSelector
object
A label query over the set of namespaces that the term applies to. The term is applied to the union of the namespaces selected by this field and the ones listed in the namespaces field. null selector and null or empty namespaces list means “this pod’s namespace”. An empty selector ({}) matches all namespaces.
false
namespaces
[]string
namespaces specifies a static list of namespace names that the term applies to. The term is applied to the union of the namespaces listed in this field and the ones selected by namespaceSelector. null or empty namespaces list and null namespaceSelector means “this pod’s namespace”.
false
PostgresCluster.spec.instances[index].affinity.podAffinity.preferredDuringSchedulingIgnoredDuringExecution[index].podAffinityTerm.labels
Parent
A label query over a set of resources, in this case pods.
Name
Type



Description
Required
matchExpressions
[]object
matchExpressions is a list of label selector requirements. The requirements are ANDed.
false
matchLabels
map[string]string
matchLabels is a map of {key,value} pairs. A single {key,value} in the matchLabels map is equivalent to an element of matchExpressions, whose key field is “key”, the operator is “In”, and the values array contains only “value”. The requirements are ANDed.
false
PostgresCluster.spec.instances[index].affinity.podAffinity.preferredDuringSchedulingIgnoredDuringExecution[index].podAffinityTerm.labels
Parent
A label selector requirement is a selector that contains values, a key, and an operator that relates the key and values.
Name
Type
Description
Required
key
string
key is the label key that the selector applies to.
true
operator
string
operator represents a key’s relationship to a set of values. Valid operators are In, NotIn, Exists and DoesNotExist.
true
values
[]string
values is an array of string values. If the operator is In or NotIn, the values array must be non-empty. If the operator is Exists or DoesNotExist, the values array must be empty. This array is replaced during a strategic merge patch.
false
PostgresCluster.spec.instances[index].affinity.podAffinity.preferredDuringSchedulingIgnoredDuringExecution[index].podAffinityTerm.namespaces
Parent
A label query over the set of namespaces that the term applies to. The term is applied to the union of the namespaces selected by this field and the ones listed in the namespaces field. null selector and null or empty namespaces list means “this pod’s namespace”. An empty selector ({}) matches all namespaces.
Name
Type
Description
Required
matchExpressions
[]object
matchExpressions is a list of label selector requirements. The requirements are ANDed.
false
matchLabels
map[string]string

matchLabels is a map of {key,value} pairs. A single {key,value} in the matchLabels map is equivalent to an element of matchExpressions, whose key field is “key”, the operator is “In”, and the values array contains only “value”. The requirements are ANDed.

false

PostgresCluster.spec.instances[index].affinity.podAffinity.preferredDuringSchedulingIgnoredDuringExecution[index].podAffinityTerm.namespaces

A label selector requirement is a selector that contains values, a key, and an operator that relates the key and values.

Name

Type

Description

Required

key

string

key is the label key that the selector applies to.

true

operator

string

operator represents a key’s relationship to a set of values. Valid operators are In, NotIn, Exists and DoesNotExist.

true

values

[]string

values is an array of string values. If the operator is In or NotIn, the values array must be non-empty. If the operator is Exists or DoesNotExist, the values array must be empty. This array is replaced during a strategic merge patch.

false

PostgresCluster.spec.instances[index].affinity.podAffinity.requiredDuringSchedulingIgnoredDuringExecution[index] Parent

Defines a set of pods (namely those matching the labelSelector relative to the given namespace(s)) that this pod should be co-located (affinity) or not co-located (anti-affinity) with, where co-located is defined as running on a node whose value of the label with key matches that of any node on which a pod of the set of pods is running

Name

Type

Description

Required

topologyKey

string

This pod should be co-located (affinity) or not co-located (anti-affinity) with the pods matching the labelSelector in the specified namespaces, where co-located is defined as running on a node whose value of the label with key topologyKey matches that of any node on which any of the selected pods is running. Empty topologyKey is not allowed.

true

labelSelector

object

A label query over a set of resources, in this case pods.

false

namespaceSelector

object

A label query over the set of namespaces that the term applies to. The term is applied to the union of the namespaces selected by this field and the ones listed in the namespaces field. null selector and null or empty namespaces list means “this pod’s namespace”. An empty selector ({}) matches all namespaces.

false

namespaces	
[]string	
namespaces specifies a static list of namespace names that the term applies to. The term is applied to the union of the namespaces listed in this field and the ones selected by namespaceSelector. null or empty namespaces list and null namespaceSelector means “this pod’s namespace”.	
false	
PostgresCluster.spec.instances[index].affinity.podAffinity.requiredDuringSchedulingIgnoredDuringExecution[index].labelSelector	Parent
A label query over a set of resources, in this case pods.	
Name	
Type	
Description	
Required	
matchExpressions	
[]object	
matchExpressions is a list of label selector requirements. The requirements are ANDed.	
false	
matchLabels	
map[string]string	
matchLabels is a map of {key,value} pairs. A single {key,value} in the matchLabels map is equivalent to an element of matchExpressions, whose key field is “key”, the operator is “In”, and the values array contains only “value”. The requirements are ANDed.	
false	
PostgresCluster.spec.instances[index].affinity.podAffinity.requiredDuringSchedulingIgnoredDuringExecution[index].labelSelector.matchExpressions	Parent
A label selector requirement is a selector that contains values, a key, and an operator that relates the key and values.	
Name	
Type	
Description	
Required	
key	
string	
key is the label key that the selector applies to.	
true	
operator	
string	
operator represents a key’s relationship to a set of values. Valid operators are In, NotIn, Exists and DoesNotExist.	
true	
values	
[]string	
values is an array of string values. If the operator is In or NotIn, the values array must be non-empty. If the operator is Exists or DoesNotExist, the values array must be empty. This array is replaced during a strategic merge patch.	
false	
PostgresCluster.spec.instances[index].affinity.podAffinity.requiredDuringSchedulingIgnoredDuringExecution[index].namespaceSelector	Parent
A label query over the set of namespaces that the term applies to. The term is applied to the union of the namespaces selected by this field and the ones listed in the namespaces field. null selector and null or empty namespaces list means “this pod’s namespace”. An empty selector ({}) matches all namespaces.	

Name
Type
Description
Required
matchExpressions
[]object
matchExpressions is a list of label selector requirements. The requirements are ANDed.
false
matchLabels
map[string]string
matchLabels is a map of {key,value} pairs. A single {key,value} in the matchLabels map is equivalent to an element of matchExpressions, whose key field is “key”, the operator is “In”, and the values array contains only “value”. The requirements are ANDed.
false
PostgresCluster.spec.instances[index].affinity.podAffinity.requiredDuringSchedulingIgnoredDuringExecution[index].namespaceSelector.matchLabels
Parent

A label selector requirement is a selector that contains values, a key, and an operator that relates the key and values.

Name
Type
Description
Required
key
string
key is the label key that the selector applies to.
true
operator
string
operator represents a key’s relationship to a set of values. Valid operators are In, NotIn, Exists and DoesNotExist.
true
values
[]string
values is an array of string values. If the operator is In or NotIn, the values array must be non-empty. If the operator is Exists or DoesNotExist, the values array must be empty. This array is replaced during a strategic merge patch.
false

PostgresCluster.spec.instances[index].affinity.podAntiAffinity   Parent

Describes pod anti-affinity scheduling rules (e.g. avoid putting this pod in the same node, zone, etc. as some other pod(s)).

Name
Type
Description
Required
preferredDuringSchedulingIgnoredDuringExecution
[]object
The scheduler will prefer to schedule pods to nodes that satisfy the anti-affinity expressions specified by this field, but it may choose a node that violates one or more of the expressions. The node that is most preferred is the one with the greatest sum of weights, i.e. for each node that meets all of the scheduling requirements (resource request, requiredDuringScheduling anti-affinity expressions, etc.), compute a sum by iterating through the elements of this field and adding “weight” to the sum if the node has pods which matches the corresponding podAffinityTerm; the node(s) with the highest sum are the most preferred.

false
requiredDuringSchedulingIgnoredDuringExecution
[]object
If the anti-affinity requirements specified by this field are not met at scheduling time, the pod will not be scheduled onto the node. If the anti-affinity requirements specified by this field cease to be met at some point during pod execution (e.g. due to a pod label update), the system may or may not try to eventually evict the pod from its node. When there are multiple elements, the lists of nodes corresponding to each podAffinityTerm are intersected, i.e. all terms must be satisfied.
false
PostgresCluster.spec.instances[index].affinity.podAntiAffinity.preferredDuringSchedulingIgnoredDuringExecution[index]   Parent
The weights of all of the matched WeightedPodAffinityTerm fields are added per-node to find the most preferred node(s)
Name
Type
Description
Required
podAffinityTerm
object
Required. A pod affinity term, associated with the corresponding weight.
true
weight
integer
weight associated with matching the corresponding podAffinityTerm, in the range 1-100.
true
PostgresCluster.spec.instances[index].affinity.podAntiAffinity.preferredDuringSchedulingIgnoredDuringExecution[index].podAffinityTerm   Parent
Required. A pod affinity term, associated with the corresponding weight.
Name
Type
Description
Required
topologyKey
string
This pod should be co-located (affinity) or not co-located (anti-affinity) with the pods matching the labelSelector in the specified namespaces, where co-located is defined as running on a node whose value of the label with key topologyKey matches that of any node on which any of the selected pods is running. Empty topologyKey is not allowed.
true
labelSelector
object
A label query over a set of resources, in this case pods.
false
namespaceSelector
object
A label query over the set of namespaces that the term applies to. The term is applied to the union of the namespaces selected by this field and the ones listed in the namespaces field. null selector and null or empty namespaces list means “this pod’s namespace”. An empty selector ({} ) matches all namespaces.
false
namespaces

[]string	
namespaces	specifies a static list of namespace names that the term applies to. The term is applied to the union of the namespaces listed in this field and the ones selected by namespaceSelector. null or empty namespaces list and null namespaceSelector means “this pod’s namespace”.
false	
PostgresCluster.spec.instances[index].affinity.podAntiAffinity.preferredDuringSchedulingIgnoredDuringExecution[index].podAffinityTerm.labels	Parent
	A label query over a set of resources, in this case pods.
Name	
Type	
Description	
Required	
matchExpressions	
[]object	
matchExpressions	is a list of label selector requirements. The requirements are ANDed.
false	
matchLabels	
map[string]string	
matchLabels	is a map of {key,value} pairs. A single {key,value} in the matchLabels map is equivalent to an element of matchExpressions, whose key field is “key”, the operator is “In”, and the values array contains only “value”. The requirements are ANDed.
false	
PostgresCluster.spec.instances[index].affinity.podAntiAffinity.preferredDuringSchedulingIgnoredDuringExecution[index].podAffinityTerm.labels	Parent
	A label selector requirement is a selector that contains values, a key, and an operator that relates the key and values.
Name	
Type	
Description	
Required	
key	
string	
key	is the label key that the selector applies to.
true	
operator	
string	
operator	represents a key’s relationship to a set of values. Valid operators are In, NotIn, Exists and DoesNotExist.
true	
values	
[]string	
values	is an array of string values. If the operator is In or NotIn, the values array must be non-empty. If the operator is Exists or DoesNotExist, the values array must be empty. This array is replaced during a strategic merge patch.
false	
PostgresCluster.spec.instances[index].affinity.podAntiAffinity.preferredDuringSchedulingIgnoredDuringExecution[index].podAffinityTerm.namespaces	Parent
	A label query over the set of namespaces that the term applies to. The term is applied to the union of the namespaces selected by this field and the ones listed in the namespaces field. null selector and null or empty namespaces list means “this pod’s namespace”. An empty selector ({}) matches all namespaces.
Name	

Type
Description
Required
matchExpressions
[]object
matchExpressions is a list of label selector requirements. The requirements are ANDed.
false
matchLabels
map[string]string
matchLabels is a map of {key,value} pairs. A single {key,value} in the matchLabels map is equivalent to an element of matchExpressions, whose key field is “key”, the operator is “In”, and the values array contains only “value”. The requirements are ANDed.
false
PostgresCluster.spec.instances[index].affinity.podAntiAffinity.preferredDuringSchedulingIgnoredDuringExecution[index].podAffinityTerm.name
Parent
A label selector requirement is a selector that contains values, a key, and an operator that relates the key and values.
Name
Type
Description
Required
key
string
key is the label key that the selector applies to.
true
operator
string
operator represents a key’s relationship to a set of values. Valid operators are In, NotIn, Exists and DoesNotExist.
true
values
[]string
values is an array of string values. If the operator is In or NotIn, the values array must be non-empty. If the operator is Exists or DoesNotExist, the values array must be empty. This array is replaced during a strategic merge patch.
false
PostgresCluster.spec.instances[index].affinity.podAntiAffinity.requiredDuringSchedulingIgnoredDuringExecution[index]   Parent
Defines a set of pods (namely those matching the labelSelector relative to the given namespace(s)) that this pod should be co-located (affinity) or not co-located (anti-affinity) with, where co-located is defined as running on a node whose value of the label with key matches that of any node on which a pod of the set of pods is running
Name
Type
Description
Required
topologyKey
string
This pod should be co-located (affinity) or not co-located (anti-affinity) with the pods matching the labelSelector in the specified namespaces, where co-located is defined as running on a node whose value of the label with key topologyKey matches that of any node on which any of the selected pods is running. Empty topologyKey is not allowed.
true

labelSelector

object

A label query over a set of resources, in this case pods.

false

namespaceSelector

object

A label query over the set of namespaces that the term applies to. The term is applied to the union of the namespaces selected by this field and the ones listed in the namespaces field. null selector and null or empty namespaces list means “this pod’s namespace”. An empty selector ({} ) matches all namespaces.

false

namespaces

[]string

namespaces specifies a static list of namespace names that the term applies to. The term is applied to the union of the namespaces listed in this field and the ones selected by namespaceSelector. null or empty namespaces list and null namespaceSelector means “this pod’s namespace”.

false

PostgresCluster.spec.instances[index].affinity.podAntiAffinity.requiredDuringSchedulingIgnoredDuringExecution[index].labelSelector  
Parent

A label query over a set of resources, in this case pods.

Name

Type

Description

Required

matchExpressions

[]object

matchExpressions is a list of label selector requirements. The requirements are ANDed.

false

matchLabels

map[string]string

matchLabels is a map of {key,value} pairs. A single {key,value} in the matchLabels map is equivalent to an element of matchExpressions, whose key field is “key”, the operator is “In”, and the values array contains only “value”. The requirements are ANDed.

false

PostgresCluster.spec.instances[index].affinity.podAntiAffinity.requiredDuringSchedulingIgnoredDuringExecution[index].labelSelector.matchLabels  
Parent

A label selector requirement is a selector that contains values, a key, and an operator that relates the key and values.

Name

Type

Description

Required

key

string

key is the label key that the selector applies to.

true

operator

string

operator represents a key’s relationship to a set of values. Valid operators are In, NotIn, Exists and DoesNotExist.



true

values

[]string

values is an array of string values. If the operator is In or NotIn, the values array must be non-empty. If the operator is Exists or DoesNotExist, the values array must be empty. This array is replaced during a strategic merge patch.

false

PostgresCluster.spec.instances[index].affinity.podAntiAffinity.requiredDuringSchedulingIgnoredDuringExecution[index].namespaceSelector  
Parent

A label query over the set of namespaces that the term applies to. The term is applied to the union of the namespaces selected by this field and the ones listed in the namespaces field. null selector and null or empty namespaces list means “this pod’s namespace”. An empty selector ({} ) matches all namespaces.

Name

Type

Description

Required

matchExpressions

[]object

matchExpressions is a list of label selector requirements. The requirements are ANDed.

false

matchLabels

map[string]string

matchLabels is a map of {key,value} pairs. A single {key,value} in the matchLabels map is equivalent to an element of matchExpressions, whose key field is “key”, the operator is “In”, and the values array contains only “value”. The requirements are ANDed.

false

PostgresCluster.spec.instances[index].affinity.podAntiAffinity.requiredDuringSchedulingIgnoredDuringExecution[index].namespaceSelector.r  
Parent

A label selector requirement is a selector that contains values, a key, and an operator that relates the key and values.

Name

Type

Description

Required

key

string

key is the label key that the selector applies to.

true

operator

string

operator represents a key’s relationship to a set of values. Valid operators are In, NotIn, Exists and DoesNotExist.

true

values

[]string

values is an array of string values. If the operator is In or NotIn, the values array must be non-empty. If the operator is Exists or DoesNotExist, the values array must be empty. This array is replaced during a strategic merge patch.

false

PostgresCluster.spec.instances[index].containers[index] Parent

A single application container that you want to run within a pod.

Name	
Type	
Description	
Required	
name	
string	
Name of the container specified as a DNS_LABEL. Each container in a pod must have a unique name (DNS_LABEL). Cannot be updated.	
true	
args	
[]string	
Arguments to the entrypoint. The container image’s CMD is used if this is not provided. Variable references ( <i>VAR_NAME</i> ) are expanded using the container’s environment. If a variable cannot be resolved, the reference in the input string will be unchanged. Escaped references will never be expanded, regardless of whether the variable exists or not. Cannot be updated. More info: https://kubernetes.io/docs/tasks/inject-data-application/define-command-argument-container/#running-a-command-in-a-shell	
false	
command	
[]string	
Entrypoint array. Not executed within a shell. The container image’s ENTRYPOINT is used if this is not provided. Variable references ( <i>VAR_NAME</i> ) are expanded using the container’s environment. If a variable cannot be resolved, the reference in the input string will be unchanged. Escaped references will never be expanded, regardless of whether the variable exists or not. Cannot be updated. More info: https://kubernetes.io/docs/tasks/inject-data-application/define-command-argument-container/#running-a-command-in-a-shell	
false	
env	
[]object	
List of environment variables to set in the container. Cannot be updated.	
false	
envFrom	
[]object	
List of sources to populate environment variables in the container. The keys defined within a source must be a C_IDENTIFIER. All invalid keys will be reported as an event when the container is starting. When a key exists in multiple sources, the value associated with the last source will take precedence. Values defined by an Env with a duplicate key will take precedence. Cannot be updated.	
false	
image	
string	
Container image name. More info: https://kubernetes.io/docs/concepts/containers/images This field is optional to allow higher level config management to default or override container images in workload controllers like Deployments and StatefulSets.	
false	
imagePullPolicy	
string	
Image pull policy. One of Always, Never, IfNotPresent. Defaults to Always if :latest tag is specified, or IfNotPresent otherwise. Cannot be updated. More info: https://kubernetes.io/docs/concepts/containers/images#updating-images	
false	
lifecycle	
object	
Actions that the management system should take in response to container lifecycle events. Cannot be updated.	
false	

livenessProbe

object

Periodic probe of container liveness. Container will be restarted if the probe fails. Cannot be updated. More info: <https://kubernetes.io/docs/lifecycle#container-probes>

false

ports

[]object

List of ports to expose from the container. Exposing a port here gives the system additional information about the network connections a container uses, but is primarily informational. Not specifying a port here DOES NOT prevent that port from being exposed. Any port which is listening on the default “0.0.0.0” address inside a container will be accessible from the network. Cannot be updated.

false

readinessProbe

object

Periodic probe of container service readiness. Container will be removed from service endpoints if the probe fails. Cannot be updated. More info: <https://kubernetes.io/docs/concepts/workloads/pods/pod-lifecycle#container-probes>

false

resources

object

Compute Resources required by this container. Cannot be updated. More info: <https://kubernetes.io/docs/concepts/configuration/manage-resources-containers/>

false

securityContext

object

SecurityContext defines the security options the container should be run with. If set, the fields of SecurityContext override the equivalent fields of PodSecurityContext. More info: <https://kubernetes.io/docs/tasks/configure-pod-container/security-context/>

false

startupProbe

object

StartupProbe indicates that the Pod has successfully initialized. If specified, no other probes are executed until this completes successfully. If this probe fails, the Pod will be restarted, just as if the livenessProbe failed. This can be used to provide different probe parameters at the beginning of a Pod’s lifecycle, when it might take a long time to load data or warm a cache, than during steady-state operation. This cannot be updated. More info: <https://kubernetes.io/docs/concepts/workloads/pods/pod-lifecycle#container-probes>

false

stdin

boolean

Whether this container should allocate a buffer for stdin in the container runtime. If this is not set, reads from stdin in the container will always result in EOF. Default is false.

false

stdinOnce

boolean

Whether the container runtime should close the stdin channel after it has been opened by a single attach. When stdin is true the stdin stream will remain open across multiple attach sessions. If stdinOnce is set to true, stdin is opened on container start, is empty until the first client attaches to stdin, and then remains open and accepts data until the client disconnects, at which time stdin is closed and remains closed until the container is restarted. If this flag is false, a container processes that reads from stdin will never receive an EOF. Default is false

false

terminationMessagePath

string

Optional: Path at which the file to which the container’s termination message will be written is mounted into the container’s filesystem. Message written is intended to be brief final status, such as an assertion failure message. Will be truncated by the node if greater than 4096 bytes. The total message length across all containers will be limited to 12kb. Defaults to /dev/termination-log. Cannot be updated.

false

terminationMessagePolicy

string

Indicate how the termination message should be populated. File will use the contents of terminationMessagePath to populate the container status message on both success and failure. FallbackToLogsOnError will use the last chunk of container log output if the termination message file is empty and the container exited with an error. The log output is limited to 2048 bytes or 80 lines, whichever is smaller. Defaults to File. Cannot be updated.

false

tty

boolean

Whether this container should allocate a TTY for itself, also requires ‘stdin’ to be true. Default is false.

false

volumeDevices

[]object

volumeDevices is the list of block devices to be used by the container.

false

volumeMounts

[]object

Pod volumes to mount into the container’s filesystem. Cannot be updated.

false

workingDir

string

Container’s working directory. If not specified, the container runtime’s default will be used, which might be configured in the container image. Cannot be updated.

false

PostgresCluster.spec.instances[index].containers[index].env[index] Parent

EnvVar represents an environment variable present in a Container.

Name

Type

Description

Required

name

string

Name of the environment variable. Must be a C\_IDENTIFIER.

true

value

string

Variable references (*VAR\_NAME*) are expanded using the previously defined environment variables in the container and any service environment variables. If a reference is not resolved, the value of the reference is escaped. Variable references are reduced to a single `$(VAR_NAME)` syntax: i.e. “*(VAR\_NAME)* will produce the string literal `$(VAR_NAME)`”. Escaped references will never be expanded, regardless of whether the variable exists or not. Defaults to “”.

false

valueFrom

object

Source for the environment variable’s value. Cannot be used if value is not empty.

false

PostgresCluster.spec.instances[index].containers[index].env[index].valueFrom Parent

Source for the environment variable’s value. Cannot be used if value is not empty.

Name

Type

Description

Required

configMapKeyRef

object

Selects a key of a ConfigMap.

false

fieldRef

object

Selects a field of the pod: supports metadata.name, metadata.namespace, `metadata.labels['<KEY>']`, `metadata.annotations['<KEY>']`, spec.nodeName, spec.serviceAccountName, status.hostIP, status.podIP, status.podIPs.

false

resourceFieldRef

object

Selects a resource of the container: only resources limits and requests (limits.cpu, limits.memory, limits.ephemeral-storage, requests.cpu, requests.memory and requests.ephemeral-storage) are currently supported.

false

secretKeyRef

object

Selects a key of a secret in the pod’s namespace

false

PostgresCluster.spec.instances[index].containers[index].env[index].valueFrom.configMapKeyRef Parent

Selects a key of a ConfigMap.

Name

Type

Description

Required

key

string

The key to select.

true

name

string

Name of the referent. More info: <https://kubernetes.io/docs/concepts/overview/working-with-objects/names/#names>

false

optional

boolean

Specify whether the ConfigMap or its key must be defined

false

PostgresCluster.spec.instances[index].containers[index].env[index].valueFrom.fieldRef   Parent

Selects a field of the pod: supports metadata.name, metadata.namespace, `metadata.labels['<KEY>']`, `metadata.annotations['<KEY>']`, spec.nodeName, spec.serviceAccountName, status.hostIP, status.podIP, status.podIPs.

Name

Type

Description

Required

fieldPath

string

Path of the field to select in the specified API version.

true

apiVersion

string

Version of the schema the FieldPath is written in terms of, defaults to “v1”.

false

PostgresCluster.spec.instances[index].containers[index].env[index].valueFrom.resourceFieldRef   Parent

Selects a resource of the container: only resources limits and requests (limits.cpu, limits.memory, limits.ephemeral-storage, requests.cpu, requests.memory and requests.ephemeral-storage) are currently supported.

Name

Type

Description

Required

resource

string

Required: resource to select

true

containerName

string

Container name: required for volumes, optional for env vars

false

divisor

int or string

Specifies the output format of the exposed resources, defaults to “1”

false

PostgresCluster.spec.instances[index].containers[index].env[index].valueFrom.secretKeyRef   Parent

Selects a key of a secret in the pod’s namespace

Name

Type

Description

Required

key

string

The key of the secret to select from. Must be a valid secret key.

true

name	
string	
Name of the referent. More info: <a href="https://kubernetes.io/docs/concepts/overview/working-with-objects/names/#names">https://kubernetes.io/docs/concepts/overview/working-with-objects/names/#names</a>	
false	
optional	
boolean	
Specify whether the Secret or its key must be defined	
false	
PostgresCluster.spec.instances[index].containers[index].envFrom[index]	Parent
EnvFromSource represents the source of a set of ConfigMaps	
Name	
Type	
Description	
Required	
configMapRef	
object	
The ConfigMap to select from	
false	
prefix	
string	
An optional identifier to prepend to each key in the ConfigMap. Must be a C_IDENTIFIER.	
false	
secretRef	
object	
The Secret to select from	
false	
PostgresCluster.spec.instances[index].containers[index].envFrom[index].configMapRef	Parent
The ConfigMap to select from	
Name	
Type	
Description	
Required	
name	
string	
Name of the referent. More info: <a href="https://kubernetes.io/docs/concepts/overview/working-with-objects/names/#names">https://kubernetes.io/docs/concepts/overview/working-with-objects/names/#names</a>	
false	
optional	
boolean	
Specify whether the ConfigMap must be defined	
false	
PostgresCluster.spec.instances[index].containers[index].envFrom[index].secretRef	Parent
The Secret to select from	
Name	
Type	

Description
Required
name
string
Name of the referent. More info: <a href="https://kubernetes.io/docs/concepts/overview/working-with-objects/names/#names">https://kubernetes.io/docs/concepts/overview/working-with-objects/names/#names</a>
false
optional
boolean
Specify whether the Secret must be defined
false
PostgresCluster.spec.instances[index].containers[index].lifecycle Parent
Actions that the management system should take in response to container lifecycle events. Cannot be updated.
Name
Type
Description
Required
postStart
object
PostStart is called immediately after a container is created. If the handler fails, the container is terminated and restarted according to its restart policy. Other management of the container blocks until the hook completes. More info: <a href="https://kubernetes.io/docs/concepts/containers/container-lifecycle-hooks/#container-hooks">https://kubernetes.io/docs/concepts/containers/container-lifecycle-hooks/#container-hooks</a>
false
preStop
object
PreStop is called immediately before a container is terminated due to an API request or management event such as liveness/startup probe failure, preemption, resource contention, etc. The handler is not called if the container crashes or exits. The Pod's termination grace period countdown begins before the PreStop hook is executed. Regardless of the outcome of the handler, the container will eventually terminate within the Pod's termination grace period (unless delayed by finalizers). Other management of the container blocks until the hook completes or until the termination grace period is reached. More info: <a href="https://kubernetes.io/docs/concepts/containers/container-lifecycle-hooks/#container-hooks">https://kubernetes.io/docs/concepts/containers/container-lifecycle-hooks/#container-hooks</a>
false
PostgresCluster.spec.instances[index].containers[index].lifecycle.postStart Parent
PostStart is called immediately after a container is created. If the handler fails, the container is terminated and restarted according to its restart policy. Other management of the container blocks until the hook completes. More info: <a href="https://kubernetes.io/docs/concepts/containers/container-lifecycle-hooks/#container-hooks">https://kubernetes.io/docs/concepts/containers/container-lifecycle-hooks/#container-hooks</a>
Name
Type
Description
Required
exec
object
Exec specifies the action to take.
false
httpGet
object
HTTPGet specifies the http request to perform.
false



tcpSocket
object
Deprecated. TCPSocket is NOT supported as a LifecycleHandler and kept for the backward compatibility. There are no validation of this field and lifecycle hooks will fail in runtime when tcp handler is specified.
false
PostgresCluster.spec.instances[index].containers[index].lifecycle.postStart.exec   Parent
Exec specifies the action to take.
Name
Type
Description
Required
command
[]string
Command is the command line to execute inside the container, the working directory for the command is root (‘/’) in the container’s filesystem. The command is simply exec’d, it is not run inside a shell, so traditional shell instructions (‘ ’, etc) won’t work. To use a shell, you need to explicitly call out to that shell. Exit status of 0 is treated as live/healthy and non-zero is unhealthy.
false
PostgresCluster.spec.instances[index].containers[index].lifecycle.postStart.httpGet   Parent
HTTPGet specifies the http request to perform.
Name
Type
Description
Required
port
int or string
Name or number of the port to access on the container. Number must be in the range 1 to 65535. Name must be an IANA_SVC_NAME.
true
host
string
Host name to connect to, defaults to the pod IP. You probably want to set “Host” in httpHeaders instead.
false
httpHeaders
[]object
Custom headers to set in the request. HTTP allows repeated headers.
false
path
string
Path to access on the HTTP server.
false
scheme
string
Scheme to use for connecting to the host. Defaults to HTTP.
false
PostgresCluster.spec.instances[index].containers[index].lifecycle.postStart.httpGet.httpHeaders[index]   Parent
HTTPHeader describes a custom header to be used in HTTP probes

Name
Type
Description
Required
name
string
The header field name
true
value
string
The header field value
true
PostgresCluster.spec.instances[index].containers[index].lifecycle.postStart.tcpSocket   Parent
Deprecated. TCPSocket is NOT supported as a LifecycleHandler and kept for the backward compatibility. There are no validation of this field and lifecycle hooks will fail in runtime when tcp handler is specified.
Name
Type
Description
Required
port
int or string
Number or name of the port to access on the container. Number must be in the range 1 to 65535. Name must be an IANA_SVC_NAME.
true
host
string
Optional: Host name to connect to, defaults to the pod IP.
false
PostgresCluster.spec.instances[index].containers[index].lifecycle.preStop   Parent
PreStop is called immediately before a container is terminated due to an API request or management event such as liveness/startup probe failure, preemption, resource contention, etc. The handler is not called if the container crashes or exits. The Pod’s termination grace period countdown begins before the PreStop hook is executed. Regardless of the outcome of the handler, the container will eventually terminate within the Pod’s termination grace period (unless delayed by finalizers). Other management of the container blocks until the hook completes or until the termination grace period is reached. More info: <a href="https://kubernetes.io/docs/concepts/containers/container-lifecycle-hooks/#container-hooks">https://kubernetes.io/docs/concepts/containers/container-lifecycle-hooks/#container-hooks</a>
Name
Type
Description
Required
exec
object
Exec specifies the action to take.
false
httpGet
object
HTTPGet specifies the http request to perform.
false

tcpSocket
object
Deprecated. TCPSocket is NOT supported as a LifecycleHandler and kept for the backward compatibility. There are no validation of this field and lifecycle hooks will fail in runtime when tcp handler is specified.
false
PostgresCluster.spec.instances[index].containers[index].lifecycle.preStop.exec   Parent
Exec specifies the action to take.
Name
Type
Description
Required
command
[]string
Command is the command line to execute inside the container, the working directory for the command is root (‘/’) in the container’s filesystem. The command is simply exec’d, it is not run inside a shell, so traditional shell instructions (‘ ’, etc) won’t work. To use a shell, you need to explicitly call out to that shell. Exit status of 0 is treated as live/healthy and non-zero is unhealthy.
false
PostgresCluster.spec.instances[index].containers[index].lifecycle.preStop.httpGet   Parent
HTTPGet specifies the http request to perform.
Name
Type
Description
Required
port
int or string
Name or number of the port to access on the container. Number must be in the range 1 to 65535. Name must be an IANA_SVC_NAME.
true
host
string
Host name to connect to, defaults to the pod IP. You probably want to set “Host” in httpHeaders instead.
false
httpHeaders
[]object
Custom headers to set in the request. HTTP allows repeated headers.
false
path
string
Path to access on the HTTP server.
false
scheme
string
Scheme to use for connecting to the host. Defaults to HTTP.
false
PostgresCluster.spec.instances[index].containers[index].lifecycle.preStop.httpGet.httpHeaders[index]   Parent
HTTPHeader describes a custom header to be used in HTTP probes

Name
Type
Description
Required
name
string
The header field name
true
value
string
The header field value
true
PostgresCluster.spec.instances[index].containers[index].lifecycle.preStop.tcpSocket   Parent
Deprecated. TCPSocket is NOT supported as a LifecycleHandler and kept for the backward compatibility. There are no validation of this field and lifecycle hooks will fail in runtime when tcp handler is specified.
Name
Type
Description
Required
port
int or string
Number or name of the port to access on the container. Number must be in the range 1 to 65535. Name must be an IANA_SVC_NAME.
true
host
string
Optional: Host name to connect to, defaults to the pod IP.
false
PostgresCluster.spec.instances[index].containers[index].livenessProbe   Parent
Periodic probe of container liveness. Container will be restarted if the probe fails. Cannot be updated. More info: <a href="https://kubernetes.io/docs/lifecycle#container-probes">https://kubernetes.io/docs/lifecycle#container-probes</a>
Name
Type
Description
Required
exec
object
Exec specifies the action to take.
false
failureThreshold
integer
Minimum consecutive failures for the probe to be considered failed after having succeeded. Defaults to 3. Minimum value is 1.
false
grpc
object

GRPC specifies an action involving a GRPC port. This is a beta field and requires enabling GRPCContainerProbe feature gate.	
false	
httpGet	
object	
HTTPGet specifies the http request to perform.	
false	
initialDelaySeconds	
integer	
Number of seconds after the container has started before liveness probes are initiated. More info: <a href="https://kubernetes.io/docs/concepts/workloads/pods/pod-lifecycle#container-probes">https://kubernetes.io/docs/concepts/workloads/pods/pod-lifecycle#container-probes</a>	
lifecycle#container-probes	
false	
periodSeconds	
integer	
How often (in seconds) to perform the probe. Default to 10 seconds. Minimum value is 1.	
false	
successThreshold	
integer	
Minimum consecutive successes for the probe to be considered successful after having failed. Defaults to 1. Must be 1 for liveness and startup. Minimum value is 1.	
false	
tcpSocket	
object	
TCPSocket specifies an action involving a TCP port.	
false	
terminationGracePeriodSeconds	
integer	
Optional duration in seconds the pod needs to terminate gracefully upon probe failure. The grace period is the duration in seconds after the processes running in the pod are sent a termination signal and the time when the processes are forcibly halted with a kill signal. Set this value longer than the expected cleanup time for your process. If this value is nil, the pod's terminationGracePeriodSeconds will be used. Otherwise, this value overrides the value provided by the pod spec. Value must be non-negative integer. The value zero indicates stop immediately via the kill signal (no opportunity to shut down). This is a beta field and requires enabling ProbeTerminationGracePeriod feature gate. Minimum value is 1. spec.terminationGracePeriodSeconds is used if unset.	
false	
timeoutSeconds	
integer	
Number of seconds after which the probe times out. Defaults to 1 second. Minimum value is 1. More info: <a href="https://kubernetes.io/docs/concepts/workloads/pods/pod-lifecycle#container-probes">https://kubernetes.io/docs/concepts/workloads/pods/pod-lifecycle#container-probes</a>	
lifecycle#container-probes	
false	
PostgresCluster.spec.instances[index].containers[index].livenessProbe.exec	Parent
Exec specifies the action to take.	
Name	
Type	
Description	
Required	
command	
[]string	

Command is the command line to execute inside the container, the working directory for the command is root (‘/’) in the container’s filesystem. The command is simply exec’d, it is not run inside a shell, so traditional shell instructions (‘|’, etc) won’t work. To use a shell, you need to explicitly call out to that shell. Exit status of 0 is treated as live/healthy and non-zero is unhealthy.

false

PostgresCluster.spec.instances[index].containers[index].livenessProbe.grpc Parent

GRPC specifies an action involving a GRPC port. This is a beta field and requires enabling GRPCContainerProbe feature gate.

Name

Type

Description

Required

port

integer

Port number of the gRPC service. Number must be in the range 1 to 65535.

true

service

string

Service is the name of the service to place in the gRPC HealthCheckRequest (see <https://github.com/grpc/grpc/blob/master/doc/health-checking.md>). If this is not specified, the default behavior is defined by gRPC.

false

PostgresCluster.spec.instances[index].containers[index].livenessProbe.httpGet Parent

HTTPGet specifies the http request to perform.

Name

Type

Description

Required

port

int or string

Name or number of the port to access on the container. Number must be in the range 1 to 65535. Name must be an IANA\_SVC\_NAME.

true

host

string

Host name to connect to, defaults to the pod IP. You probably want to set “Host” in httpHeaders instead.

false

httpHeaders

[]object

Custom headers to set in the request. HTTP allows repeated headers.

false

path

string

Path to access on the HTTP server.

false

scheme

string

Scheme to use for connecting to the host. Defaults to HTTP.

false

PostgresCluster.spec.instances[index].containers[index].livenessProbe.httpGet.httpHeaders[index]    Parent

HTTPHeader describes a custom header to be used in HTTP probes

Name

Type

Description

Required

name

string

The header field name

true

value

string

The header field value

true

PostgresCluster.spec.instances[index].containers[index].livenessProbe.tcpSocket    Parent

TCPSocket specifies an action involving a TCP port.

Name

Type

Description

Required

port

int or string

Number or name of the port to access on the container. Number must be in the range 1 to 65535. Name must be an IANA\_SVC\_NAME.

true

host

string

Optional: Host name to connect to, defaults to the pod IP.

false

PostgresCluster.spec.instances[index].containers[index].ports[index]    Parent

ContainerPort represents a network port in a single container.

Name

Type

Description

Required

containerPort

integer

Number of port to expose on the pod’s IP address. This must be a valid port number, 0 < x < 65536.

true

hostIP

string

What host IP to bind the external port to.

false

hostPort

integer

Number of port to expose on the host. If specified, this must be a valid port number, 0 < x < 65536. If HostNetwork is specified, this must match ContainerPort. Most containers do not need this.

false

name

string

If specified, this must be an IANA\_SVC\_NAME and unique within the pod. Each named port in a pod must have a unique name. Name for the port that can be referred to by services.

false

protocol

string

Protocol for port. Must be UDP, TCP, or SCTP. Defaults to “TCP”.

false

PostgresCluster.spec.instances[index].containers[index].readinessProbe   Parent

Periodic probe of container service readiness. Container will be removed from service endpoints if the probe fails. Cannot be updated. More info: <https://kubernetes.io/docs/concepts/workloads/pods/pod-lifecycle#container-probes>

Name

Type

Description

Required

exec

object

Exec specifies the action to take.

false

failureThreshold

integer

Minimum consecutive failures for the probe to be considered failed after having succeeded. Defaults to 3. Minimum value is 1.

false

grpc

object

GRPC specifies an action involving a GRPC port. This is a beta field and requires enabling GRPCContainerProbe feature gate.

false

httpGet

object

HTTPGet specifies the http request to perform.

false

initialDelaySeconds

integer

Number of seconds after the container has started before liveness probes are initiated. More info: <https://kubernetes.io/docs/concepts/workloads/pods/pod-lifecycle#container-probes>

false

periodSeconds

integer

How often (in seconds) to perform the probe. Default to 10 seconds. Minimum value is 1.

false

successThreshold



integer
Minimum consecutive successes for the probe to be considered successful after having failed. Defaults to 1. Must be 1 for liveness and startup. Minimum value is 1.
false
tcpSocket
object
TCPSocket specifies an action involving a TCP port.
false
terminationGracePeriodSeconds
integer
Optional duration in seconds the pod needs to terminate gracefully upon probe failure. The grace period is the duration in seconds after the processes running in the pod are sent a termination signal and the time when the processes are forcibly halted with a kill signal. Set this value longer than the expected cleanup time for your process. If this value is nil, the pod's terminationGracePeriodSeconds will be used. Otherwise, this value overrides the value provided by the pod spec. Value must be non-negative integer. The value zero indicates stop immediately via the kill signal (no opportunity to shut down). This is a beta field and requires enabling ProbeTerminationGracePeriod feature gate. Minimum value is 1. spec.terminationGracePeriodSeconds is used if unset.
false
timeoutSeconds
integer
Number of seconds after which the probe times out. Defaults to 1 second. Minimum value is 1. More info: <a href="https://kubernetes.io/docs/concepts/lifecycle/#container-probes">https://kubernetes.io/docs/concepts/lifecycle/#container-probes</a>
false
PostgresCluster.spec.instances[index].containers[index].readinessProbe.exec   Parent
Exec specifies the action to take.
Name
Type
Description
Required
command
[]string
Command is the command line to execute inside the container, the working directory for the command is root ('/') in the container's filesystem. The command is simply exec'd, it is not run inside a shell, so traditional shell instructions (' ', etc) won't work. To use a shell, you need to explicitly call out to that shell. Exit status of 0 is treated as live/healthy and non-zero is unhealthy.
false
PostgresCluster.spec.instances[index].containers[index].readinessProbe.grpc   Parent
GRPC specifies an action involving a GRPC port. This is a beta field and requires enabling GRPCContainerProbe feature gate.
Name
Type
Description
Required
port
integer
Port number of the gRPC service. Number must be in the range 1 to 65535.
true
service
string

Service is the name of the service to place in the gRPC HealthCheckRequest (see <https://github.com/grpc/grpc/blob/master/doc/health-checking.md>). If this is not specified, the default behavior is defined by gRPC.

false

PostgresCluster.spec.instances[index].containers[index].readinessProbe.httpGet   Parent

HTTPGet specifies the http request to perform.

Name

Type

Description

Required

port

int or string

Name or number of the port to access on the container. Number must be in the range 1 to 65535. Name must be an IANA\_SVC\_NAME.

true

host

string

Host name to connect to, defaults to the pod IP. You probably want to set “Host” in httpHeaders instead.

false

httpHeaders

[]object

Custom headers to set in the request. HTTP allows repeated headers.

false

path

string

Path to access on the HTTP server.

false

scheme

string

Scheme to use for connecting to the host. Defaults to HTTP.

false

PostgresCluster.spec.instances[index].containers[index].readinessProbe.httpGet.httpHeaders[index]   Parent

HTTPHeader describes a custom header to be used in HTTP probes

Name

Type

Description

Required

name

string

The header field name

true

value

string

The header field value

true

PostgresCluster.spec.instances[index].containers[index].readinessProbe.tcpSocket   Parent

TCPSocket specifies an action involving a TCP port.

Name

Type

Description

Required

port

int or string

Number or name of the port to access on the container. Number must be in the range 1 to 65535. Name must be an IANA\_SVC\_NAME.

true

host

string

Optional: Host name to connect to, defaults to the pod IP.

false

PostgresCluster.spec.instances[index].containers[index].resources Parent

Compute Resources required by this container. Cannot be updated. More info: <https://kubernetes.io/docs/concepts/configuration/manage-resources-containers/>

Name

Type

Description

Required

limits

map[string]int or string

Limits describes the maximum amount of compute resources allowed. More info: <https://kubernetes.io/docs/concepts/configuration/manage-resources-containers/>

false

requests

map[string]int or string

Requests describes the minimum amount of compute resources required. If Requests is omitted for a container, it defaults to Limits if that is explicitly specified, otherwise to an implementation-defined value. More info: <https://kubernetes.io/docs/concepts/configuration/manage-resources-containers/>

false

PostgresCluster.spec.instances[index].containers[index].securityContext Parent

SecurityContext defines the security options the container should be run with. If set, the fields of SecurityContext override the equivalent fields of PodSecurityContext. More info: <https://kubernetes.io/docs/tasks/configure-pod-container/security-context/>

Name

Type

Description

Required

allowPrivilegeEscalation

boolean

AllowPrivilegeEscalation controls whether a process can gain more privileges than its parent process. This bool directly controls if the no\_new\_privs flag will be set on the container process. AllowPrivilegeEscalation is true always when the container is: 1) run as Privileged 2) has CAP\_SYS\_ADMIN Note that this field cannot be set when spec.os.name is windows.

false

capabilities

object

The capabilities to add/drop when running containers. Defaults to the default set of capabilities granted by the container runtime. Note that this field cannot be set when spec.os.name is windows.

false

privileged

boolean

Run container in privileged mode. Processes in privileged containers are essentially equivalent to root on the host. Defaults to false. Note that this field cannot be set when spec.os.name is windows.

false

procMount

string

procMount denotes the type of proc mount to use for the containers. The default is DefaultProcMount which uses the container runtime defaults for readonly paths and masked paths. This requires the ProcMountType feature flag to be enabled. Note that this field cannot be set when spec.os.name is windows.

false

readOnlyRootFilesystem

boolean

Whether this container has a read-only root filesystem. Default is false. Note that this field cannot be set when spec.os.name is windows.

false

runAsGroup

integer

The GID to run the entrypoint of the container process. Uses runtime default if unset. May also be set in PodSecurityContext. If set in both SecurityContext and PodSecurityContext, the value specified in SecurityContext takes precedence. Note that this field cannot be set when spec.os.name is windows.

false

runAsNonRoot

boolean

Indicates that the container must run as a non-root user. If true, the Kubelet will validate the image at runtime to ensure that it does not run as UID 0 (root) and fail to start the container if it does. If unset or false, no such validation will be performed. May also be set in PodSecurityContext. If set in both SecurityContext and PodSecurityContext, the value specified in SecurityContext takes precedence.

false

runAsUser

integer

The UID to run the entrypoint of the container process. Defaults to user specified in image metadata if unspecified. May also be set in PodSecurityContext. If set in both SecurityContext and PodSecurityContext, the value specified in SecurityContext takes precedence. Note that this field cannot be set when spec.os.name is windows.

false

seLinuxOptions

object

The SELinux context to be applied to the container. If unspecified, the container runtime will allocate a random SELinux context for each container. May also be set in PodSecurityContext. If set in both SecurityContext and PodSecurityContext, the value specified in SecurityContext takes precedence. Note that this field cannot be set when spec.os.name is windows.

false

seccompProfile

object

The seccomp options to use by this container. If seccomp options are provided at both the pod & container level, the container options override the pod options. Note that this field cannot be set when spec.os.name is windows.

false

windowsOptions

object

The Windows specific settings applied to all containers. If unspecified, the options from the PodSecurityContext will be used. If set in both SecurityContext and PodSecurityContext, the value specified in SecurityContext takes precedence. Note that this field cannot be set when spec.os.name is linux.

false

PostgresCluster.spec.instances[index].containers[index].securityContext.capabilities Parent

The capabilities to add/drop when running containers. Defaults to the default set of capabilities granted by the container runtime. Note that this field cannot be set when spec.os.name is windows.

Name

Type

Description

Required

add

[]string

Added capabilities

false

drop

[]string

Removed capabilities

false

PostgresCluster.spec.instances[index].containers[index].securityContext.seLinuxOptions Parent

The SELinux context to be applied to the container. If unspecified, the container runtime will allocate a random SELinux context for each container. May also be set in PodSecurityContext. If set in both SecurityContext and PodSecurityContext, the value specified in SecurityContext takes precedence. Note that this field cannot be set when spec.os.name is windows.

Name

Type

Description

Required

level

string

Level is SELinux level label that applies to the container.

false

role

string

Role is a SELinux role label that applies to the container.

false

type

string

Type is a SELinux type label that applies to the container.

false

user

string

User is a SELinux user label that applies to the container.

false

PostgresCluster.spec.instances[index].containers[index].securityContext.seccompProfile Parent

The seccomp options to use by this container. If seccomp options are provided at both the pod & container level, the container options override the pod options. Note that this field cannot be set when spec.os.name is windows.

Name

Type

Description

Required

type

string

type indicates which kind of seccomp profile will be applied. Valid options are: Localhost - a profile defined in a file on the node should be used. RuntimeDefault - the container runtime default profile should be used. Unconfined - no profile should be applied.

true

localhostProfile

string

localhostProfile indicates a profile defined in a file on the node should be used. The profile must be preconfigured on the node to work. Must be a descending path, relative to the kubelet’s configured seccomp profile location. Must only be set if type is “Localhost”.

false

PostgresCluster.spec.instances[index].containers[index].securityContext.windowsOptions   Parent

The Windows specific settings applied to all containers. If unspecified, the options from the PodSecurityContext will be used. If set in both SecurityContext and PodSecurityContext, the value specified in SecurityContext takes precedence. Note that this field cannot be set when spec.os.name is linux.

Name

Type

Description

Required

gmsaCredentialSpec

string

GMSACredentialSpec is where the GMSA admission webhook (<https://github.com/kubernetes-sigs/windows-gmsa>) inlines the contents of the GMSA credential spec named by the GMSACredentialSpecName field.

false

gmsaCredentialSpecName

string

GMSACredentialSpecName is the name of the GMSA credential spec to use.

false

hostProcess

boolean

HostProcess determines if a container should be run as a ‘Host Process’ container. This field is alpha-level and will only be honored by components that enable the WindowsHostProcessContainers feature flag. Setting this field without the feature flag will result in errors when validating the Pod. All of a Pod’s containers must have the same effective HostProcess value (it is not allowed to have a mix of HostProcess containers and non-HostProcess containers). In addition, if HostProcess is true then HostNetwork must also be set to true.

false

runAsUserName

string

The UserName in Windows to run the entrypoint of the container process. Defaults to the user specified in image metadata if unspecified. May also be set in PodSecurityContext. If set in both SecurityContext and PodSecurityContext, the value specified in SecurityContext takes precedence.

false

PostgresCluster.spec.instances[index].containers[index].startupProbe   Parent

StartupProbe indicates that the Pod has successfully initialized. If specified, no other probes are executed until this completes successfully. If this probe fails, the Pod will be restarted, just as if the livenessProbe failed. This can be used to provide different probe parameters at the beginning of a Pod’s lifecycle, when it might take a long time to load data or warm a cache, than during steady-state operation. This cannot be updated. More info: <https://kubernetes.io/docs/concepts/workloads/pods/pod-lifecycle#container-probes>

Name

Type

Description

Required

exec

object

Exec specifies the action to take.

false

failureThreshold

integer

Minimum consecutive failures for the probe to be considered failed after having succeeded. Defaults to 3. Minimum value is 1.

false

grpc

object

GRPC specifies an action involving a GRPC port. This is a beta field and requires enabling GRPCContainerProbe feature gate.

false

httpGet

object

HTTPGet specifies the http request to perform.

false

initialDelaySeconds

integer

Number of seconds after the container has started before liveness probes are initiated. More info: <https://kubernetes.io/docs/concepts/workloads/pods/pod-lifecycle#container-probes>

false

periodSeconds

integer

How often (in seconds) to perform the probe. Default to 10 seconds. Minimum value is 1.

false

successThreshold

integer

Minimum consecutive successes for the probe to be considered successful after having failed. Defaults to 1. Must be 1 for liveness and startup. Minimum value is 1.

false

tcpSocket

object

TCPSocket specifies an action involving a TCP port.

false

terminationGracePeriodSeconds

integer

Optional duration in seconds the pod needs to terminate gracefully upon probe failure. The grace period is the duration in seconds after the processes running in the pod are sent a termination signal and the time when the processes are forcibly halted with a kill signal. Set this

value longer than the expected cleanup time for your process. If this value is nil, the pod’s terminationGracePeriodSeconds will be used. Otherwise, this value overrides the value provided by the pod spec. Value must be non-negative integer. The value zero indicates stop immediately via the kill signal (no opportunity to shut down). This is a beta field and requires enabling ProbeTerminationGracePeriod feature gate. Minimum value is 1. spec.terminationGracePeriodSeconds is used if unset.

false

timeoutSeconds

integer

Number of seconds after which the probe times out. Defaults to 1 second. Minimum value is 1. More info: <https://kubernetes.io/docs/concepts/lifecycle#container-probes>

false

PostgresCluster.spec.instances[index].containers[index].startupProbe.exec Parent

Exec specifies the action to take.

Name

Type

Description

Required

command

[]string

Command is the command line to execute inside the container, the working directory for the command is root (‘/’) in the container’s filesystem. The command is simply exec’d, it is not run inside a shell, so traditional shell instructions (‘|’, etc) won’t work. To use a shell, you need to explicitly call out to that shell. Exit status of 0 is treated as live/healthy and non-zero is unhealthy.

false

PostgresCluster.spec.instances[index].containers[index].startupProbe.grpc Parent

GRPC specifies an action involving a GRPC port. This is a beta field and requires enabling GRPCContainerProbe feature gate.

Name

Type

Description

Required

port

integer

Port number of the gRPC service. Number must be in the range 1 to 65535.

true

service

string

Service is the name of the service to place in the gRPC HealthCheckRequest (see <https://github.com/grpc/grpc/blob/master/doc/health-checking.md>). If this is not specified, the default behavior is defined by gRPC.

false

PostgresCluster.spec.instances[index].containers[index].startupProbe.httpGet Parent

HTTPGet specifies the http request to perform.

Name

Type

Description

Required

port

int or string

Name or number of the port to access on the container. Number must be in the range 1 to 65535. Name must be an IANA\_SVC\_NAME.



true

host

string

Host name to connect to, defaults to the pod IP. You probably want to set “Host” in httpHeaders instead.

false

httpHeaders

[]object

Custom headers to set in the request. HTTP allows repeated headers.

false

path

string

Path to access on the HTTP server.

false

scheme

string

Scheme to use for connecting to the host. Defaults to HTTP.

false

PostgresCluster.spec.instances[index].containers[index].startupProbe.httpGet.httpHeaders[index]   Parent

HTTPHeader describes a custom header to be used in HTTP probes

Name	Type	Description	Required
name	string	The header field name	true
value	string	The header field value	true
PostgresCluster.spec.instances[index].containers[index].startupProbe.tcpSocket   Parent			
TCPSocket specifies an action involving a TCP port.			
Name	Type	Description	Required
port	int or string	Number or name of the port to access on the container. Number must be in the range 1 to 65535. Name must be an IANA_SVC_NAME.	true
host	string	Optional: Host name to connect to, defaults to the pod IP.	

false

PostgresCluster.spec.instances[index].containers[index].volumeDevices[index]   Parent

volumeDevice describes a mapping of a raw block device within a container.

Name

Type

Description

Required

devicePath

string

devicePath is the path inside of the container that the device will be mapped to.

true

name

string

name must match the name of a persistentVolumeClaim in the pod

true

PostgresCluster.spec.instances[index].containers[index].volumeMounts[index]   Parent

VolumeMount describes a mounting of a Volume within a container.

Name

Type

Description

Required

mountPath

string

Path within the container at which the volume should be mounted. Must not contain ‘.’.

true

name

string

This must match the Name of a Volume.

true

mountPropagation

string

mountPropagation determines how mounts are propagated from the host to container and the other way around. When not set, MountPropagationNone is used. This field is beta in 1.10.

false

readOnly

boolean

Mounted read-only if true, read-write otherwise (false or unspecified). Defaults to false.

false

subPath

string

Path within the volume from which the container’s volume should be mounted. Defaults to “” (volume’s root).

false

subPathExpr

string

Expanded path within the volume from which the container’s volume should be mounted. Behaves similarly to SubPath but environment variable references \$(VAR\_\_NAME) are expanded using the container’s environment. Defaults to “” (volume’s root). SubPathExpr and SubPath are mutually exclusive.

false

PostgresCluster.spec.instances[index].metadata   Parent

Metadata contains metadata for custom resources

Name

Type

Description

Required

annotations

map[string]string

false

labels

map[string]string

false

PostgresCluster.spec.instances[index].resources   Parent

Compute resources of a PostgreSQL container.

Name

Type

Description

Required

limits

map[string]int or string

Limits describes the maximum amount of compute resources allowed. More info: <https://kubernetes.io/docs/concepts/configuration/manage-resources-containers/>

false

requests

map[string]int or string

Requests describes the minimum amount of compute resources required. If Requests is omitted for a container, it defaults to Limits if that is explicitly specified, otherwise to an implementation-defined value. More info: <https://kubernetes.io/docs/concepts/configuration/manage-resources-containers/>

false

PostgresCluster.spec.instances[index].sidecars   Parent

Configuration for instance sidecar containers

Name

Type

Description

Required

replicaCertCopy

object

Defines the configuration for the replica cert copy sidecar container

false

PostgresCluster.spec.instances[index].sidecars.replicaCertCopy   Parent

Defines the configuration for the replica cert copy sidecar container

Name

Type

Description

Required

resources

object

Resource requirements for a sidecar container

false

PostgresCluster.spec.instances[index].sidecars.replicaCertCopy.resources   Parent

Resource requirements for a sidecar container

Name

Type

Description

Required

limits

map[string]int or string

Limits describes the maximum amount of compute resources allowed. More info: <https://kubernetes.io/docs/concepts/configuration/manage-resources-containers/>

false

requests

map[string]int or string

Requests describes the minimum amount of compute resources required. If Requests is omitted for a container, it defaults to Limits if that is explicitly specified, otherwise to an implementation-defined value. More info: <https://kubernetes.io/docs/concepts/configuration/manage-resources-containers/>

false

PostgresCluster.spec.instances[index].tolerations[index]   Parent

The pod this Toleration is attached to tolerates any taint that matches the triple using the matching operator .

Name

Type

Description

Required

effect

string

Effect indicates the taint effect to match. Empty means match all taint effects. When specified, allowed values are NoSchedule, PreferNoSchedule and NoExecute.

false

key

string

Key is the taint key that the toleration applies to. Empty means match all taint keys. If the key is empty, operator must be Exists; this combination means to match all values and all keys.

false

operator

string

Operator represents a key’s relationship to the value. Valid operators are Exists and Equal. Defaults to Equal. Exists is equivalent to wildcard for value, so that a pod can tolerate all taints of a particular category.

false

tolerationSeconds

integer

TolerationSeconds represents the period of time the toleration (which must be of effect NoExecute, otherwise this field is ignored) tolerates the taint. By default, it is not set, which means tolerate the taint forever (do not evict). Zero and negative values will be treated as 0 (evict immediately) by the system.

false

value

string

Value is the taint value the toleration matches to. If the operator is Exists, the value should be empty, otherwise just a regular string.

false

PostgresCluster.spec.instances[index].topologySpreadConstraints[index] Parent

TopologySpreadConstraint specifies how to spread matching pods among the given topology.

Name

Type

Description

Required

maxSkew

integer

MaxSkew describes the degree to which pods may be unevenly distributed. When **whenUnsatisfiable=DoNotSchedule**, it is the maximum permitted difference between the number of matching pods in the target topology and the global minimum. The global minimum is the minimum number of matching pods in an eligible domain or zero if the number of eligible domains is less than MinDomains. For example, in a 3-zone cluster, MaxSkew is set to 1, and pods with the same labelSelector spread as 2/2/1: In this case, the global minimum is 1. | zone1 | zone2 | zone3 | | P P | P P | P | - if MaxSkew is 1, incoming pod can only be scheduled to zone3 to become 2/2/2; scheduling it onto zone1(zone2) would make the ActualSkew(3-1) on zone1(zone2) violate MaxSkew(1). - if MaxSkew is 2, incoming pod can be scheduled onto any zone. When **whenUnsatisfiable=ScheduleAnyway**, it is used to give higher precedence to topologies that satisfy it. It's a required field. Default value is 1 and 0 is not allowed.

true

topologyKey

string

TopologyKey is the key of node labels. Nodes that have a label with this key and identical values are considered to be in the same topology. We consider each as a “bucket”, and try to put balanced number of pods into each bucket. We define a domain as a particular instance of a topology. Also, we define an eligible domain as a domain whose nodes match the node selector. e.g. If TopologyKey is “kubernetes.io/hostname”, each Node is a domain of that topology. And, if TopologyKey is “topology.kubernetes.io/zone”, each zone is a domain of that topology. It's a required field.

true

whenUnsatisfiable

string

WhenUnsatisfiable indicates how to deal with a pod if it doesn't satisfy the spread constraint. - DoNotSchedule (default) tells the scheduler not to schedule it. - ScheduleAnyway tells the scheduler to schedule the pod in any location, but giving higher precedence to topologies that would help reduce the skew. A constraint is considered “Unsatisfiable” for an incoming pod if and only if every possible node assignment for that pod would violate “MaxSkew” on some topology. For example, in a 3-zone cluster, MaxSkew is set to 1, and pods with the same labelSelector spread as 3/1/1: | zone1 | zone2 | zone3 | | P P P | P | P | If WhenUnsatisfiable is set to DoNotSchedule, incoming pod can only be scheduled to zone2(zone3) to become 3/2/1(3/1/2) as ActualSkew(2-1) on zone2(zone3) satisfies MaxSkew(1). In other words, the cluster can still be imbalanced, but scheduler won't make it *more* imbalanced. It's a required field.

true

labelSelector

object

LabelSelector is used to find matching pods. Pods that match this label selector are counted to determine the number of pods in their corresponding topology domain.

false

minDomains

integer

MinDomains indicates a minimum number of eligible domains. When the number of eligible domains with matching topology keys is less than minDomains, Pod Topology Spread treats “global minimum” as 0, and then the calculation of Skew is performed. And when the number of eligible domains with matching topology keys equals or greater than minDomains, this value has no effect on scheduling. As a result, when the number of eligible domains is less than minDomains, scheduler won’t schedule more than maxSkew Pods to those domains. If value is nil, the constraint behaves as if MinDomains is equal to 1. Valid values are integers greater than 0. When value is not nil, WhenUnsatisfiable must be DoNotSchedule. For example, in a 3-zone cluster, MaxSkew is set to 2, MinDomains is set to 5 and pods with the same labelSelector spread as 2/2/2: | zone1 | zone2 | zone3 | | P P | P P | P P | The number of domains is less than 5(MinDomains), so “global minimum” is treated as 0. In this situation, new pod with the same labelSelector cannot be scheduled, because computed skew will be 3(3 - 0) if new Pod is scheduled to any of the three zones, it will violate MaxSkew. This is an alpha field and requires enabling MinDomainsInPodTopologySpread feature gate.

false

PostgresCluster.spec.instances[index].topologySpreadConstraints[index].labelSelector Parent

LabelSelector is used to find matching pods. Pods that match this label selector are counted to determine the number of pods in their corresponding topology domain.

Name

Type

Description

Required

matchExpressions

[]object

matchExpressions is a list of label selector requirements. The requirements are ANDed.

false

matchLabels

map[string]string

matchLabels is a map of {key,value} pairs. A single {key,value} in the matchLabels map is equivalent to an element of matchExpressions, whose key field is “key”, the operator is “In”, and the values array contains only “value”. The requirements are ANDed.

false

PostgresCluster.spec.instances[index].topologySpreadConstraints[index].labelSelector.matchExpressions[index] Parent

A label selector requirement is a selector that contains values, a key, and an operator that relates the key and values.

Name

Type

Description

Required

key

string

key is the label key that the selector applies to.

true

operator

string

operator represents a key’s relationship to a set of values. Valid operators are In, NotIn, Exists and DoesNotExist.

true

values

[]string

values is an array of string values. If the operator is In or NotIn, the values array must be non-empty. If the operator is Exists or DoesNotExist, the values array must be empty. This array is replaced during a strategic merge patch.

false

PostgresCluster.spec.instances[index].walVolumeClaimSpec	Parent
Defines a separate PersistentVolumeClaim for PostgreSQL's write-ahead log. More info: <a href="https://www.postgresql.org/docs/current/wal.html">https://www.postgresql.org/docs/current/wal.html</a>	
Name	
Type	
Description	
Required	
accessModes	
[]string	
accessModes contains the desired access modes the volume should have. More info: <a href="https://kubernetes.io/docs/concepts/storage/persistent-volumes#access-modes-1">https://kubernetes.io/docs/concepts/storage/persistent-volumes#access-modes-1</a>	
true	
resources	
object	
resources represents the minimum resources the volume should have. If RecoverVolumeExpansionFailure feature is enabled users are allowed to specify resource requirements that are lower than previous value but must still be higher than capacity recorded in the status field of the claim. More info: <a href="https://kubernetes.io/docs/concepts/storage/persistent-volumes#resources">https://kubernetes.io/docs/concepts/storage/persistent-volumes#resources</a>	
true	
dataSource	
object	
dataSource field can be used to specify either: * An existing VolumeSnapshot object (snapshot.storage.k8s.io/VolumeSnapshot) * An existing PVC (PersistentVolumeClaim) If the provisioner or an external controller can support the specified data source, it will create a new volume based on the contents of the specified data source. If the AnyVolumeDataSource feature gate is enabled, this field will always have the same contents as the DataSourceRef field.	
false	
dataSourceRef	
object	
dataSourceRef specifies the object from which to populate the volume with data, if a non-empty volume is desired. This may be any local object from a non-empty API group (non core object) or a PersistentVolumeClaim object. When this field is specified, volume binding will only succeed if the type of the specified object matches some installed volume populator or dynamic provisioner. This field will replace the functionality of the DataSource field and as such if both fields are non-empty, they must have the same value. For backwards compatibility, both fields (DataSource and DataSourceRef) will be set to the same value automatically if one of them is empty and the other is non-empty. There are two important differences between DataSource and DataSourceRef: * While DataSource only allows two specific types of objects, DataSourceRef allows any non-core object, as well as PersistentVolumeClaim objects. * While DataSource ignores disallowed values (dropping them), DataSourceRef preserves all values, and generates an error if a disallowed value is specified. (Beta) Using this field requires the AnyVolumeDataSource feature gate to be enabled.	
false	
selector	
object	
selector is a label query over volumes to consider for binding.	
false	
storageClassName	
string	
storageClassName is the name of the StorageClass required by the claim. More info: <a href="https://kubernetes.io/docs/concepts/storage/persistent-volumes#class-1">https://kubernetes.io/docs/concepts/storage/persistent-volumes#class-1</a>	
false	
volumeMode	
string	
volumeMode defines what type of volume is required by the claim. Value of Filesystem is implied when not included in claim spec.	
false	

volumeName

string

volumeName is the binding reference to the PersistentVolume backing this claim.

false

PostgresCluster.spec.instances[index].walVolumeClaimSpec.resources Parent

resources represents the minimum resources the volume should have. If RecoverVolumeExpansionFailure feature is enabled users are allowed to specify resource requirements that are lower than previous value but must still be higher than capacity recorded in the status field of the claim. More info: <https://kubernetes.io/docs/concepts/storage/persistent-volumes#resources>

Name

Type

Description

Required

requests

map[string]int or string

Requests describes the minimum amount of compute resources required. If Requests is omitted for a container, it defaults to Limits if that is explicitly specified, otherwise to an implementation-defined value. More info: <https://kubernetes.io/docs/concepts/configuration/manage-resources-containers/>

true

limits

map[string]int or string

Limits describes the maximum amount of compute resources allowed. More info: <https://kubernetes.io/docs/concepts/configuration/manage-resources-containers/>

false

PostgresCluster.spec.instances[index].walVolumeClaimSpec.dataSource Parent

dataSource field can be used to specify either: \* An existing VolumeSnapshot object ([snapshot.storage.k8s.io/VolumeSnapshot](https://snapshot.storage.k8s.io/VolumeSnapshot)) \* An existing PVC (PersistentVolumeClaim) If the provisioner or an external controller can support the specified data source, it will create a new volume based on the contents of the specified data source. If the AnyVolumeDataSource feature gate is enabled, this field will always have the same contents as the DataSourceRef field.

Name

Type

Description

Required

kind

string

Kind is the type of resource being referenced

true

name

string

Name is the name of resource being referenced

true

apiGroup

string

APIGroup is the group for the resource being referenced. If APIGroup is not specified, the specified Kind must be in the core API group. For any other third-party types, APIGroup is required.

false

PostgresCluster.spec.instances[index].walVolumeClaimSpec.dataSourceRef Parent



dataSourceRef specifies the object from which to populate the volume with data, if a non-empty volume is desired. This may be any local object from a non-empty API group (non core object) or a PersistentVolumeClaim object. When this field is specified, volume binding will only succeed if the type of the specified object matches some installed volume populator or dynamic provisioner. This field will replace the functionality of the DataSource field and as such if both fields are non-empty, they must have the same value. For backwards compatibility, both fields (DataSource and DataSourceRef) will be set to the same value automatically if one of them is empty and the other is non-empty. There are two important differences between DataSource and DataSourceRef: \* While DataSource only allows two specific types of objects, DataSourceRef allows any non-core object, as well as PersistentVolumeClaim objects. \* While DataSource ignores disallowed values (dropping them), DataSourceRef preserves all values, and generates an error if a disallowed value is specified. (Beta) Using this field requires the AnyVolumeDataSource feature gate to be enabled.

Name

Type

Description

Required

kind

string

Kind is the type of resource being referenced

true

name

string

Name is the name of resource being referenced

true

apiGroup

string

APIGroup is the group for the resource being referenced. If APIGroup is not specified, the specified Kind must be in the core API group. For any other third-party types, APIGroup is required.

false

PostgresCluster.spec.instances[index].walVolumeClaimSpec.selector Parent

selector is a label query over volumes to consider for binding.

Name

Type

Description

Required

matchExpressions

[]object

matchExpressions is a list of label selector requirements. The requirements are ANDed.

false

matchLabels

map[string]string

matchLabels is a map of {key,value} pairs. A single {key,value} in the matchLabels map is equivalent to an element of matchExpressions, whose key field is “key”, the operator is “In”, and the values array contains only “value”. The requirements are ANDed.

false

PostgresCluster.spec.instances[index].walVolumeClaimSpec.selector.matchExpressions[index] Parent

A label selector requirement is a selector that contains values, a key, and an operator that relates the key and values.

Name

Type

Description

Required

key	
string	
key is the label key that the selector applies to.	
true	
operator	
string	
operator represents a key’s relationship to a set of values. Valid operators are In, NotIn, Exists and DoesNotExist.	
true	
values	
[]string	
values is an array of string values. If the operator is In or NotIn, the values array must be non-empty. If the operator is Exists or DoesNotExist, the values array must be empty. This array is replaced during a strategic merge patch.	
false	
PostgresCluster.spec.config	Parent
Name	
Type	
Description	
Required	
files	
[]object	
false	
PostgresCluster.spec.config.files[index]	Parent
Projection that may be projected along with other supported volume types	
Name	
Type	
Description	
Required	
configMap	
object	
configMap information about the configMap data to project	
false	
downwardAPI	
object	
downwardAPI information about the downwardAPI data to project	
false	
secret	
object	
secret information about the secret data to project	
false	
serviceAccountToken	
object	
serviceAccountToken is information about the serviceAccountToken data to project	
false	
PostgresCluster.spec.config.files[index].configMap	Parent

configMap information about the configMap data to project

Name

Type

Description

Required

items

[]object

items if unspecified, each key-value pair in the Data field of the referenced ConfigMap will be projected into the volume as a file whose name is the key and content is the value. If specified, the listed keys will be projected into the specified paths, and unlisted keys will not be present. If a key is specified which is not present in the ConfigMap, the volume setup will error unless it is marked optional. Paths must be relative and may not contain the ‘.’ path or start with ‘..’

false

name

string

Name of the referent. More info: <https://kubernetes.io/docs/concepts/overview/working-with-objects/names/#names>

false

optional

boolean

optional specify whether the ConfigMap or its keys must be defined

false

PostgresCluster.spec.config.files[index].configMap.items[index] Parent

Maps a string key to a path within a volume.

Name

Type

Description

Required

key

string

key is the key to project.

true

path

string

path is the relative path of the file to map the key to. May not be an absolute path. May not contain the path element ‘..’ May not start with the string ‘..’

true

mode

integer

mode is Optional: mode bits used to set permissions on this file. Must be an octal value between 0000 and 0777 or a decimal value between 0 and 511. YAML accepts both octal and decimal values, JSON requires decimal values for mode bits. If not specified, the volume defaultMode will be used. This might be in conflict with other options that affect the file mode, like fsGroup, and the result can be other mode bits set.

false

PostgresCluster.spec.config.files[index].downwardAPI Parent

downwardAPI information about the downwardAPI data to project

Name

Type

Description
Required
items
[]object
Items is a list of DownwardAPIVolume file
false
PostgresCluster.spec.config.files[index].downwardAPI.items[index]   Parent
DownwardAPIVolumeFile represents information to create the file containing the pod field
Name
Type
Description
Required
path
string
Required: Path is the relative path name of the file to be created. Must not be absolute or contain the ‘.’ path. Must be utf-8 encoded. The first item of the relative path must not start with ‘.’
true
fieldRef
object
Required: Selects a field of the pod: only annotations, labels, name and namespace are supported.
false
mode
integer
Optional: mode bits used to set permissions on this file, must be an octal value between 0000 and 0777 or a decimal value between 0 and 511. YAML accepts both octal and decimal values, JSON requires decimal values for mode bits. If not specified, the volume defaultMode will be used. This might be in conflict with other options that affect the file mode, like fsGroup, and the result can be other mode bits set.
false
resourceFieldRef
object
Selects a resource of the container: only resources limits and requests (limits.cpu, limits.memory, requests.cpu and requests.memory) are currently supported.
false
PostgresCluster.spec.config.files[index].downwardAPI.items[index].fieldRef   Parent
Required: Selects a field of the pod: only annotations, labels, name and namespace are supported.
Name
Type
Description
Required
fieldPath
string
Path of the field to select in the specified API version.
true
apiVersion
string
Version of the schema the FieldPath is written in terms of, defaults to “v1”.

false
PostgresCluster.spec.config.files[index].downwardAPI.items[index].resourceFieldRef   Parent
Selects a resource of the container: only resources limits and requests (limits.cpu, limits.memory, requests.cpu and requests.memory) are currently supported.
Name
Type
Description
Required
resource
string
Required: resource to select
true
containerName
string
Container name: required for volumes, optional for env vars
false
divisor
int or string
Specifies the output format of the exposed resources, defaults to “1”
false
PostgresCluster.spec.config.files[index].secret   Parent
secret information about the secret data to project
Name
Type
Description
Required
items
[]object
items if unspecified, each key-value pair in the Data field of the referenced Secret will be projected into the volume as a file whose name is the key and content is the value. If specified, the listed keys will be projected into the specified paths, and unlisted keys will not be present. If a key is specified which is not present in the Secret, the volume setup will error unless it is marked optional. Paths must be relative and may not contain the ‘.’ path or start with ‘..’
false
name
string
Name of the referent. More info: <a href="https://kubernetes.io/docs/concepts/overview/working-with-objects/names/#names">https://kubernetes.io/docs/concepts/overview/working-with-objects/names/#names</a>
false
optional
boolean
optional field specify whether the Secret or its key must be defined
false
PostgresCluster.spec.config.files[index].secret.items[index]   Parent
Maps a string key to a path within a volume.
Name
Type

Description
Required
key
string
key is the key to project.
true
path
string
path is the relative path of the file to map the key to. May not be an absolute path. May not contain the path element '..' May not start with the string '..'
true
mode
integer
mode is Optional: mode bits used to set permissions on this file. Must be an octal value between 0000 and 0777 or a decimal value between 0 and 511. YAML accepts both octal and decimal values, JSON requires decimal values for mode bits. If not specified, the volume defaultMode will be used. This might be in conflict with other options that affect the file mode, like fsGroup, and the result can be other mode bits set.
false
PostgresCluster.spec.config.files[index].serviceAccountToken   Parent
serviceAccountToken is information about the serviceAccountToken data to project
Name
Type
Description
Required
path
string
path is the path relative to the mount point of the file to project the token into.
true
audience
string
audience is the intended audience of the token. A recipient of a token must identify itself with an identifier specified in the audience of the token, and otherwise should reject the token. The audience defaults to the identifier of the apiserver.
false
expirationSeconds
integer
expirationSeconds is the requested duration of validity of the service account token. As the token approaches expiration, the kubelet volume plugin will proactively rotate the service account token. The kubelet will start trying to rotate the token if the token is older than 80 percent of its time to live or if the token is older than 24 hours.Defaults to 1 hour and must be at least 10 minutes.
false
PostgresCluster.spec.customReplicationTLSSecret   Parent
The secret containing the replication client certificates and keys for secure connections to the PostgreSQL server. It will need to contain the client TLS certificate, TLS key and the Certificate Authority certificate with the data keys set to tls.crt, tls.key and ca.crt, respectively. NOTE: If CustomReplicationClientTLSecret is provided, CustomTLSecret MUST be provided and the ca.crt provided must be the same.
Name
Type
Description

Required
items
[]object
items if unspecified, each key-value pair in the Data field of the referenced Secret will be projected into the volume as a file whose name is the key and content is the value. If specified, the listed keys will be projected into the specified paths, and unlisted keys will not be present. If a key is specified which is not present in the Secret, the volume setup will error unless it is marked optional. Paths must be relative and may not contain the ‘.’ path or start with ‘.’.
false
name
string
Name of the referent. More info: <a href="https://kubernetes.io/docs/concepts/overview/working-with-objects/names/#names">https://kubernetes.io/docs/concepts/overview/working-with-objects/names/#names</a>
false
optional
boolean
optional field specify whether the Secret or its key must be defined
false
PostgresCluster.spec.customReplicationTLSSecret.items[index]   Parent
Maps a string key to a path within a volume.
Name
Type
Description
Required
key
string
key is the key to project.
true
path
string
path is the relative path of the file to map the key to. May not be an absolute path. May not contain the path element ‘.’. May not start with the string ‘.’.
true
mode
integer
mode is Optional: mode bits used to set permissions on this file. Must be an octal value between 0000 and 0777 or a decimal value between 0 and 511. YAML accepts both octal and decimal values, JSON requires decimal values for mode bits. If not specified, the volume defaultMode will be used. This might be in conflict with other options that affect the file mode, like fsGroup, and the result can be other mode bits set.
false
PostgresCluster.spec.customTLSSecret   Parent
The secret containing the Certificates and Keys to encrypt PostgreSQL traffic will need to contain the server TLS certificate, TLS key and the Certificate Authority certificate with the data keys set to tls.crt, tls.key and ca.crt, respectively. It will then be mounted as a volume projection to the ‘/pgconf/tls’ directory. For more information on Kubernetes secret projections, please see <a href="https://k8s.io/docs/concepts/configuration/secret/#projection-of-secret-keys-to-specific-paths">https://k8s.io/docs/concepts/configuration/secret/#projection-of-secret-keys-to-specific-paths</a> NOTE: If CustomTLSSecret is provided, CustomReplicationClientTLSSecret MUST be provided and the ca.crt provided must be the same.
Name
Type
Description

Required
items
[]object
items if unspecified, each key-value pair in the Data field of the referenced Secret will be projected into the volume as a file whose name is the key and content is the value. If specified, the listed keys will be projected into the specified paths, and unlisted keys will not be present. If a key is specified which is not present in the Secret, the volume setup will error unless it is marked optional. Paths must be relative and may not contain the ‘.’ path or start with ‘..’
false
name
string
Name of the referent. More info: <a href="https://kubernetes.io/docs/concepts/overview/working-with-objects/names/#names">https://kubernetes.io/docs/concepts/overview/working-with-objects/names/#names</a>
false
optional
boolean
optional field specify whether the Secret or its key must be defined
false
PostgresCluster.spec.customTLSSecret.items[index] Parent
Maps a string key to a path within a volume.
Name
Type
Description
Required
key
string
key is the key to project.
true
path
string
path is the relative path of the file to map the key to. May not be an absolute path. May not contain the path element ‘..’ May not start with the string ‘..’
true
mode
integer
mode is Optional: mode bits used to set permissions on this file. Must be an octal value between 0000 and 0777 or a decimal value between 0 and 511. YAML accepts both octal and decimal values, JSON requires decimal values for mode bits. If not specified, the volume defaultMode will be used. This might be in conflict with other options that affect the file mode, like fsGroup, and the result can be other mode bits set.
false
PostgresCluster.spec.dataSource Parent
Specifies a data source for bootstrapping the PostgreSQL cluster.
Name
Type
Description
Required
pgbackrest
object



Defines a pgBackRest cloud-based data source that can be used to pre-populate the the PostgreSQL data directory for a new PostgreSQL cluster using a pgBackRest restore. The PGBackRest field is incompatible with the PostgresCluster field: only one data source can be used for pre-populating a new PostgreSQL cluster

false

postgresCluster

object

Defines a pgBackRest data source that can be used to pre-populate the PostgreSQL data directory for a new PostgreSQL cluster using a pgBackRest restore. The PGBackRest field is incompatible with the PostgresCluster field: only one data source can be used for pre-populating a new PostgreSQL cluster

false

volumes

object

Defines any existing volumes to reuse for this PostgresCluster.

false

PostgresCluster.spec.dataSource.pgbackrest Parent

Defines a pgBackRest cloud-based data source that can be used to pre-populate the the PostgreSQL data directory for a new PostgreSQL cluster using a pgBackRest restore. The PGBackRest field is incompatible with the PostgresCluster field: only one data source can be used for pre-populating a new PostgreSQL cluster

Name

Type

Description

Required

repo

object

Defines a pgBackRest repository

true

stanza

string

The name of an existing pgBackRest stanza to use as the data source for the new PostgresCluster. Defaults to **db** if not provided.

true

affinity

object

Scheduling constraints of the pgBackRest restore Job. More info: <https://kubernetes.io/docs/concepts/scheduling-eviction/assign-pod-node>

false

configuration

[]object

Projected volumes containing custom pgBackRest configuration. These files are mounted under “/etc/pgbackrest/conf.d” alongside any pgBackRest configuration generated by the PostgreSQL Operator: <https://pgbackrest.org/configuration.html>

false

global

map[string]string

Global pgBackRest configuration settings. These settings are included in the “global” section of the pgBackRest configuration generated by the PostgreSQL Operator, and then mounted under “/etc/pgbackrest/conf.d”: <https://pgbackrest.org/configuration.html>

false

options

[]string

Command line options to include when running the pgBackRest restore command. <a href="https://pgbackrest.org/command.html#command-restore">https://pgbackrest.org/command.html#command-restore</a>	
false	
priorityClassName	
string	
Priority class name for the pgBackRest restore Job pod. Changing this value causes PostgreSQL to restart. More info: <a href="https://kubernetes.io/docs/concepts/scheduling-eviction/pod-priority-preemption/">https://kubernetes.io/docs/concepts/scheduling-eviction/pod-priority-preemption/</a>	
false	
resources	
object	
Resource requirements for the pgBackRest restore Job.	
false	
tolerations	
[]object	
Tolerations of the pgBackRest restore Job. More info: <a href="https://kubernetes.io/docs/concepts/scheduling-eviction/taint-and-toleration">https://kubernetes.io/docs/concepts/scheduling-eviction/taint-and-toleration</a>	
false	
PostgresCluster.spec.dataSource.pgbackrest.repo Parent	
Defines a pgBackRest repository	
Name	
Type	
Description	
Required	
name	
string	
The name of the the repository	
true	
azure	
object	
Represents a pgBackRest repository that is created using Azure storage	
false	
gcs	
object	
Represents a pgBackRest repository that is created using Google Cloud Storage	
false	
s3	
object	
RepoS3 represents a pgBackRest repository that is created using AWS S3 (or S3-compatible) storage	
false	
schedules	
object	
Defines the schedules for the pgBackRest backups Full, Differential and Incremental backup types are supported: <a href="https://pgbackrest.org/user-guide.html#concept/backup">https://pgbackrest.org/user-guide.html#concept/backup</a>	
false	
volume	
object	

Represents a pgBackRest repository that is created using a PersistentVolumeClaim

false

PostgresCluster.spec.dataSource.pgbackrest.repo.azure Parent

Represents a pgBackRest repository that is created using Azure storage

Name

Type

Description

Required

container

string

The Azure container utilized for the repository

true

PostgresCluster.spec.dataSource.pgbackrest.repo.gcs Parent

Represents a pgBackRest repository that is created using Google Cloud Storage

Name

Type

Description

Required

bucket

string

The GCS bucket utilized for the repository

true

PostgresCluster.spec.dataSource.pgbackrest.repo.s3 Parent

RepoS3 represents a pgBackRest repository that is created using AWS S3 (or S3-compatible) storage

Name

Type

Description

Required

bucket

string

The S3 bucket utilized for the repository

true

endpoint

string

A valid endpoint corresponding to the specified region

true

region

string

The region corresponding to the S3 bucket

true

PostgresCluster.spec.dataSource.pgbackrest.repo.schedules Parent

Defines the schedules for the pgBackRest backups Full, Differential and Incremental backup types are supported: <https://pgbackrest.org/user-guide.html#concept/backup>

Name

Type
Description
Required
differential
string
Defines the Cron schedule for a differential pgBackRest backup. Follows the standard Cron schedule syntax: <a href="https://k8s.io/docs/concepts/workloads/controllers/cron-jobs/#cron-schedule-syntax">https://k8s.io/docs/concepts/workloads/controllers/cron-jobs/#cron-schedule-syntax</a>
false
full
string
Defines the Cron schedule for a full pgBackRest backup. Follows the standard Cron schedule syntax: <a href="https://k8s.io/docs/concepts/workloads/controllers/cron-jobs/#cron-schedule-syntax">https://k8s.io/docs/concepts/workloads/controllers/cron-jobs/#cron-schedule-syntax</a>
false
incremental
string
Defines the Cron schedule for an incremental pgBackRest backup. Follows the standard Cron schedule syntax: <a href="https://k8s.io/docs/concepts/workloads/controllers/cron-jobs/#cron-schedule-syntax">https://k8s.io/docs/concepts/workloads/controllers/cron-jobs/#cron-schedule-syntax</a>
false
PostgresCluster.spec.dataSource.pgbackrest.repo.volume   Parent
Represents a pgBackRest repository that is created using a PersistentVolumeClaim
Name
Type
Description
Required
volumeClaimSpec
object
Defines a PersistentVolumeClaim spec used to create and/or bind a volume
true
PostgresCluster.spec.dataSource.pgbackrest.repo.volume.volumeClaimSpec   Parent
Defines a PersistentVolumeClaim spec used to create and/or bind a volume
Name
Type
Description
Required
accessModes
[]string
accessModes contains the desired access modes the volume should have. More info: <a href="https://kubernetes.io/docs/concepts/storage/persistent-volumes#access-modes-1">https://kubernetes.io/docs/concepts/storage/persistent-volumes#access-modes-1</a>
false
dataSource
object
dataSource field can be used to specify either: * An existing VolumeSnapshot object ( <a href="https://k8s.io/docs/concepts/storage/persistent-volumes#access-modes-1">snapshot.storage.k8s.io/VolumeSnapshot</a> ) * An existing PVC (PersistentVolumeClaim) If the provisioner or an external controller can support the specified data source, it will create a new volume based on the contents of the specified data source. If the AnyVolumeDataSource feature gate is enabled, this field will always have the same contents as the DataSourceRef field.
false

dataSourceRef

object

dataSourceRef specifies the object from which to populate the volume with data, if a non-empty volume is desired. This may be any local object from a non-empty API group (non core object) or a PersistentVolumeClaim object. When this field is specified, volume binding will only succeed if the type of the specified object matches some installed volume populator or dynamic provisioner. This field will replace the functionality of the DataSource field and as such if both fields are non-empty, they must have the same value. For backwards compatibility, both fields (DataSource and DataSourceRef) will be set to the same value automatically if one of them is empty and the other is non-empty. There are two important differences between DataSource and DataSourceRef: \* While DataSource only allows two specific types of objects, DataSourceRef allows any non-core object, as well as PersistentVolumeClaim objects. \* While DataSource ignores disallowed values (dropping them), DataSourceRef preserves all values, and generates an error if a disallowed value is specified. (Beta) Using this field requires the AnyVolumeDataSource feature gate to be enabled.

false

resources

object

resources represents the minimum resources the volume should have. If RecoverVolumeExpansionFailure feature is enabled users are allowed to specify resource requirements that are lower than previous value but must still be higher than capacity recorded in the status field of the claim. More info: <https://kubernetes.io/docs/concepts/storage/persistent-volumes#resources>

false

selector

object

selector is a label query over volumes to consider for binding.

false

storageClassName

string

storageClassName is the name of the StorageClass required by the claim. More info: <https://kubernetes.io/docs/concepts/storage/persistent-volumes#class-1>

false

volumeMode

string

volumeMode defines what type of volume is required by the claim. Value of Filesystem is implied when not included in claim spec.

false

volumeName

string

volumeName is the binding reference to the PersistentVolume backing this claim.

false

PostgresCluster.spec.dataSource.pgbackrest.repo.volume.volumeClaimSpec.dataSource Parent

dataSource field can be used to specify either: \* An existing VolumeSnapshot object ([snapshot.storage.k8s.io/VolumeSnapshot](https://snapshot.storage.k8s.io/VolumeSnapshot)) \* An existing PVC (PersistentVolumeClaim) If the provisioner or an external controller can support the specified data source, it will create a new volume based on the contents of the specified data source. If the AnyVolumeDataSource feature gate is enabled, this field will always have the same contents as the DataSourceRef field.

Name

Type

Description

Required

kind

string

Kind is the type of resource being referenced

true

name
string
Name is the name of resource being referenced
true
apiGroup
string
APIGroup is the group for the resource being referenced. If APIGroup is not specified, the specified Kind must be in the core API group. For any other third-party types, APIGroup is required.
false
PostgresCluster.spec.dataSource.pgbackrest.repo.volume.volumeClaimSpec.dataSourceRef   Parent
dataSourceRef specifies the object from which to populate the volume with data, if a non-empty volume is desired. This may be any local object from a non-empty API group (non core object) or a PersistentVolumeClaim object. When this field is specified, volume binding will only succeed if the type of the specified object matches some installed volume populator or dynamic provisioner. This field will replace the functionality of the DataSource field and as such if both fields are non-empty, they must have the same value. For backwards compatibility, both fields (DataSource and DataSourceRef) will be set to the same value automatically if one of them is empty and the other is non-empty. There are two important differences between DataSource and DataSourceRef: * While DataSource only allows two specific types of objects, DataSourceRef allows any non-core object, as well as PersistentVolumeClaim objects. * While DataSource ignores disallowed values (dropping them), DataSourceRef preserves all values, and generates an error if a disallowed value is specified. (Beta) Using this field requires the AnyVolumeDataSource feature gate to be enabled.
Name
Type
Description
Required
kind
string
Kind is the type of resource being referenced
true
name
string
Name is the name of resource being referenced
true
apiGroup
string
APIGroup is the group for the resource being referenced. If APIGroup is not specified, the specified Kind must be in the core API group. For any other third-party types, APIGroup is required.
false
PostgresCluster.spec.dataSource.pgbackrest.repo.volume.volumeClaimSpec.resources   Parent
resources represents the minimum resources the volume should have. If RecoverVolumeExpansionFailure feature is enabled users are allowed to specify resource requirements that are lower than previous value but must still be higher than capacity recorded in the status field of the claim. More info: <a href="https://kubernetes.io/docs/concepts/storage/persistent-volumes#resources">https://kubernetes.io/docs/concepts/storage/persistent-volumes#resources</a>
Name
Type
Description
Required
limits
map[string]int or string
Limits describes the maximum amount of compute resources allowed. More info: <a href="https://kubernetes.io/docs/concepts/configuration/manage-resources-containers/">https://kubernetes.io/docs/concepts/configuration/manage-resources-containers/</a>

false

requests

map[string]int or string

Requests describes the minimum amount of compute resources required. If Requests is omitted for a container, it defaults to Limits if that is explicitly specified, otherwise to an implementation-defined value. More info: <https://kubernetes.io/docs/concepts/configuration/manage-resources-containers/>

false

PostgresCluster.spec.dataSource.pgbackrest.repo.volume.volumeClaimSpec.selector Parent

selector is a label query over volumes to consider for binding.

Name

Type

Description

Required

matchExpressions

[]object

matchExpressions is a list of label selector requirements. The requirements are ANDed.

false

matchLabels

map[string]string

matchLabels is a map of {key,value} pairs. A single {key,value} in the matchLabels map is equivalent to an element of matchExpressions, whose key field is “key”, the operator is “In”, and the values array contains only “value”. The requirements are ANDed.

false

PostgresCluster.spec.dataSource.pgbackrest.repo.volume.volumeClaimSpec.selector.matchExpressions[index] Parent

A label selector requirement is a selector that contains values, a key, and an operator that relates the key and values.

Name

Type

Description

Required

key

string

key is the label key that the selector applies to.

true

operator

string

operator represents a key’s relationship to a set of values. Valid operators are In, NotIn, Exists and DoesNotExist.

true

values

[]string

values is an array of string values. If the operator is In or NotIn, the values array must be non-empty. If the operator is Exists or DoesNotExist, the values array must be empty. This array is replaced during a strategic merge patch.

false

PostgresCluster.spec.dataSource.pgbackrest.affinity Parent

Scheduling constraints of the pgBackRest restore Job. More info: <https://kubernetes.io/docs/concepts/scheduling-eviction/assign-pod-node>

Name

Type
Description
Required
nodeAffinity
object
Describes node affinity scheduling rules for the pod.
false
podAffinity
object
Describes pod affinity scheduling rules (e.g. co-locate this pod in the same node, zone, etc. as some other pod(s)).
false
podAntiAffinity
object
Describes pod anti-affinity scheduling rules (e.g. avoid putting this pod in the same node, zone, etc. as some other pod(s)).
false
PostgresCluster.spec.dataSource.pgbackrest.affinity.nodeAffinity    Parent
Describes node affinity scheduling rules for the pod.
Name
Type
Description
Required
preferredDuringSchedulingIgnoredDuringExecution
[]object
The scheduler will prefer to schedule pods to nodes that satisfy the affinity expressions specified by this field, but it may choose a node that violates one or more of the expressions. The node that is most preferred is the one with the greatest sum of weights, i.e. for each node that meets all of the scheduling requirements (resource request, requiredDuringScheduling affinity expressions, etc.), compute a sum by iterating through the elements of this field and adding “weight” to the sum if the node matches the corresponding matchExpressions; the node(s) with the highest sum are the most preferred.
false
requiredDuringSchedulingIgnoredDuringExecution
object
If the affinity requirements specified by this field are not met at scheduling time, the pod will not be scheduled onto the node. If the affinity requirements specified by this field cease to be met at some point during pod execution (e.g. due to an update), the system may or may not try to eventually evict the pod from its node.
false
PostgresCluster.spec.dataSource.pgbackrest.affinity.nodeAffinity.preferredDuringSchedulingIgnoredDuringExecution[index]    Parent
An empty preferred scheduling term matches all objects with implicit weight 0 (i.e. it’s a no-op). A null preferred scheduling term matches no objects (i.e. is also a no-op).
Name
Type
Description
Required
preference
object
A node selector term, associated with the corresponding weight.
true



weight	
integer	
Weight associated with matching the corresponding nodeSelectorTerm, in the range 1-100.	
true	
PostgresCluster.spec.dataSource.pgbackrest.affinity.nodeAffinity.preferredDuringSchedulingIgnoredDuringExecution[index].preferenceParent	
A node selector term, associated with the corresponding weight.	
Name	
Type	
Description	
Required	
matchExpressions	
[]object	
A list of node selector requirements by node's labels.	
false	
matchFields	
[]object	
A list of node selector requirements by node's fields.	
false	
PostgresCluster.spec.dataSource.pgbackrest.affinity.nodeAffinity.preferredDuringSchedulingIgnoredDuringExecution[index].preference.matchExpressions	
Parent	
A node selector requirement is a selector that contains values, a key, and an operator that relates the key and values.	
Name	
Type	
Description	
Required	
key	
string	
The label key that the selector applies to.	
true	
operator	
string	
Represents a key's relationship to a set of values. Valid operators are In, NotIn, Exists, DoesNotExist. Gt, and Lt.	
true	
values	
[]string	
An array of string values. If the operator is In or NotIn, the values array must be non-empty. If the operator is Exists or DoesNotExist, the values array must be empty. If the operator is Gt or Lt, the values array must have a single element, which will be interpreted as an integer. This array is replaced during a strategic merge patch.	
false	
PostgresCluster.spec.dataSource.pgbackrest.affinity.nodeAffinity.preferredDuringSchedulingIgnoredDuringExecution[index].preference.matchFields	
Parent	
A node selector requirement is a selector that contains values, a key, and an operator that relates the key and values.	
Name	
Type	

Description
Required
key
string
The label key that the selector applies to.
true
operator
string
Represents a key’s relationship to a set of values. Valid operators are In, NotIn, Exists, DoesNotExist. Gt, and Lt.
true
values
[]string
An array of string values. If the operator is In or NotIn, the values array must be non-empty. If the operator is Exists or DoesNotExist, the values array must be empty. If the operator is Gt or Lt, the values array must have a single element, which will be interpreted as an integer. This array is replaced during a strategic merge patch.
false
PostgresCluster.spec.dataSource.pgbackrest.affinity.nodeAffinity.requiredDuringSchedulingIgnoredDuringExecution   Parent
If the affinity requirements specified by this field are not met at scheduling time, the pod will not be scheduled onto the node. If the affinity requirements specified by this field cease to be met at some point during pod execution (e.g. due to an update), the system may or may not try to eventually evict the pod from its node.
Name
Type
Description
Required
nodeSelectorTerms
[]object
Required. A list of node selector terms. The terms are ORed.
true
PostgresCluster.spec.dataSource.pgbackrest.affinity.nodeAffinity.requiredDuringSchedulingIgnoredDuringExecution.nodeSelectorTerms[index]   Parent
A null or empty node selector term matches no objects. The requirements of them are ANDed. The TopologySelectorTerm type implements a subset of the NodeSelectorTerm.
Name
Type
Description
Required
matchExpressions
[]object
A list of node selector requirements by node’s labels.
false
matchFields
[]object
A list of node selector requirements by node’s fields.
false
PostgresCluster.spec.dataSource.pgbackrest.affinity.nodeAffinity.requiredDuringSchedulingIgnoredDuringExecution.nodeSelectorTerms[index]   Parent

A node selector requirement is a selector that contains values, a key, and an operator that relates the key and values.

Name

Type

Description

Required

key

string

The label key that the selector applies to.

true

operator

string

Represents a key’s relationship to a set of values. Valid operators are In, NotIn, Exists, DoesNotExist. Gt, and Lt.

true

values

[]string

An array of string values. If the operator is In or NotIn, the values array must be non-empty. If the operator is Exists or DoesNotExist, the values array must be empty. If the operator is Gt or Lt, the values array must have a single element, which will be interpreted as an integer. This array is replaced during a strategic merge patch.

false

PostgresCluster.spec.dataSource.pgbackrest.affinity.nodeAffinity.requiredDuringSchedulingIgnoredDuringExecution.nodeSelectorTerms[index] Parent

A node selector requirement is a selector that contains values, a key, and an operator that relates the key and values.

Name

Type

Description

Required

key

string

The label key that the selector applies to.

true

operator

string

Represents a key’s relationship to a set of values. Valid operators are In, NotIn, Exists, DoesNotExist. Gt, and Lt.

true

values

[]string

An array of string values. If the operator is In or NotIn, the values array must be non-empty. If the operator is Exists or DoesNotExist, the values array must be empty. If the operator is Gt or Lt, the values array must have a single element, which will be interpreted as an integer. This array is replaced during a strategic merge patch.

false

PostgresCluster.spec.dataSource.pgbackrest.affinity.podAffinity Parent

Describes pod affinity scheduling rules (e.g. co-locate this pod in the same node, zone, etc. as some other pod(s)).

Name

Type

Description

Required
preferredDuringSchedulingIgnoredDuringExecution
[]object
The scheduler will prefer to schedule pods to nodes that satisfy the affinity expressions specified by this field, but it may choose a node that violates one or more of the expressions. The node that is most preferred is the one with the greatest sum of weights, i.e. for each node that meets all of the scheduling requirements (resource request, requiredDuringScheduling affinity expressions, etc.), compute a sum by iterating through the elements of this field and adding “weight” to the sum if the node has pods which matches the corresponding podAffinityTerm; the node(s) with the highest sum are the most preferred.
false
requiredDuringSchedulingIgnoredDuringExecution
[]object
If the affinity requirements specified by this field are not met at scheduling time, the pod will not be scheduled onto the node. If the affinity requirements specified by this field cease to be met at some point during pod execution (e.g. due to a pod label update), the system may or may not try to eventually evict the pod from its node. When there are multiple elements, the lists of nodes corresponding to each podAffinityTerm are intersected, i.e. all terms must be satisfied.
false
PostgresCluster.spec.dataSource.pgbackrest.affinity.podAffinity.preferredDuringSchedulingIgnoredDuringExecution[index]   Parent
The weights of all of the matched WeightedPodAffinityTerm fields are added per-node to find the most preferred node(s)
Name
Type
Description
Required
podAffinityTerm
object
Required. A pod affinity term, associated with the corresponding weight.
true
weight
integer
weight associated with matching the corresponding podAffinityTerm, in the range 1-100.
true
PostgresCluster.spec.dataSource.pgbackrest.affinity.podAffinity.preferredDuringSchedulingIgnoredDuringExecution[index].podAffinityTerm   Parent
Required. A pod affinity term, associated with the corresponding weight.
Name
Type
Description
Required
topologyKey
string
This pod should be co-located (affinity) or not co-located (anti-affinity) with the pods matching the labelSelector in the specified namespaces, where co-located is defined as running on a node whose value of the label with key topologyKey matches that of any node on which any of the selected pods is running. Empty topologyKey is not allowed.
true
labelSelector
object
A label query over a set of resources, in this case pods.
false

namespaceSelector

object

A label query over the set of namespaces that the term applies to. The term is applied to the union of the namespaces selected by this field and the ones listed in the namespaces field. null selector and null or empty namespaces list means “this pod’s namespace”. An empty selector ({}) matches all namespaces.

false

namespaces

[]string

namespaces specifies a static list of namespace names that the term applies to. The term is applied to the union of the namespaces listed in this field and the ones selected by namespaceSelector. null or empty namespaces list and null namespaceSelector means “this pod’s namespace”.

false

PostgresCluster.spec.dataSource.pgbackrest.affinity.podAffinity.preferredDuringSchedulingIgnoredDuringExecution[index].podAffinityTermParent

A label query over a set of resources, in this case pods.

Name

Type

Description

Required

matchExpressions

[]object

matchExpressions is a list of label selector requirements. The requirements are ANDed.

false

matchLabels

map[string]string

matchLabels is a map of {key,value} pairs. A single {key,value} in the matchLabels map is equivalent to an element of matchExpressions, whose key field is “key”, the operator is “In”, and the values array contains only “value”. The requirements are ANDed.

false

PostgresCluster.spec.dataSource.pgbackrest.affinity.podAffinity.preferredDuringSchedulingIgnoredDuringExecution[index].podAffinityTermParent

A label selector requirement is a selector that contains values, a key, and an operator that relates the key and values.

Name

Type

Description

Required

key

string

key is the label key that the selector applies to.

true

operator

string

operator represents a key’s relationship to a set of values. Valid operators are In, NotIn, Exists and DoesNotExist.

true

values

[]string

values is an array of string values. If the operator is In or NotIn, the values array must be non-empty. If the operator is Exists or DoesNotExist, the values array must be empty. This array is replaced during a strategic merge patch.

false
PostgresCluster.spec.dataSource.pgbackrest.affinity.podAffinity.preferredDuringSchedulingIgnoredDuringExecution[index].podAffinityTermParent
A label query over the set of namespaces that the term applies to. The term is applied to the union of the namespaces selected by this field and the ones listed in the namespaces field. null selector and null or empty namespaces list means “this pod’s namespace”. An empty selector ({}) matches all namespaces.
Name
Type
Description
Required
matchExpressions
[]object
matchExpressions is a list of label selector requirements. The requirements are ANDed.
false
matchLabels
map[string]string
matchLabels is a map of {key,value} pairs. A single {key,value} in the matchLabels map is equivalent to an element of matchExpressions, whose key field is “key”, the operator is “In”, and the values array contains only “value”. The requirements are ANDed.
false
PostgresCluster.spec.dataSource.pgbackrest.affinity.podAffinity.preferredDuringSchedulingIgnoredDuringExecution[index].podAffinityTermParent
A label selector requirement is a selector that contains values, a key, and an operator that relates the key and values.
Name
Type
Description
Required
key
string
key is the label key that the selector applies to.
true
operator
string
operator represents a key’s relationship to a set of values. Valid operators are In, NotIn, Exists and DoesNotExist.
true
values
[]string
values is an array of string values. If the operator is In or NotIn, the values array must be non-empty. If the operator is Exists or DoesNotExist, the values array must be empty. This array is replaced during a strategic merge patch.
false
PostgresCluster.spec.dataSource.pgbackrest.affinity.podAffinity.requiredDuringSchedulingIgnoredDuringExecution[index]Parent
Defines a set of pods (namely those matching the labelSelector relative to the given namespace(s)) that this pod should be co-located (affinity) or not co-located (anti-affinity) with, where co-located is defined as running on a node whose value of the label with key matches that of any node on which a pod of the set of pods is running
Name
Type
Description

Required

topologyKey

string

This pod should be co-located (affinity) or not co-located (anti-affinity) with the pods matching the labelSelector in the specified namespaces, where co-located is defined as running on a node whose value of the label with key topologyKey matches that of any node on which any of the selected pods is running. Empty topologyKey is not allowed.

true

labelSelector

object

A label query over a set of resources, in this case pods.

false

namespaceSelector

object

A label query over the set of namespaces that the term applies to. The term is applied to the union of the namespaces selected by this field and the ones listed in the namespaces field. null selector and null or empty namespaces list means “this pod’s namespace”. An empty selector ({} ) matches all namespaces.

false

namespaces

[]string

namespaces specifies a static list of namespace names that the term applies to. The term is applied to the union of the namespaces listed in this field and the ones selected by namespaceSelector. null or empty namespaces list and null namespaceSelector means “this pod’s namespace”.

false

PostgresCluster.spec.dataSource.pgbackrest.affinity.podAffinity.requiredDuringSchedulingIgnoredDuringExecution[index].labelSelector  
Parent

A label query over a set of resources, in this case pods.

Name

Type

Description

Required

matchExpressions

[]object

matchExpressions is a list of label selector requirements. The requirements are ANDed.

false

matchLabels

map[string]string

matchLabels is a map of {key,value} pairs. A single {key,value} in the matchLabels map is equivalent to an element of matchExpressions, whose key field is “key”, the operator is “In”, and the values array contains only “value”. The requirements are ANDed.

false

PostgresCluster.spec.dataSource.pgbackrest.affinity.podAffinity.requiredDuringSchedulingIgnoredDuringExecution[index].labelSelector.mat  
Parent

A label selector requirement is a selector that contains values, a key, and an operator that relates the key and values.

Name

Type

Description

Required

key

string
key is the label key that the selector applies to.
true
operator
string
operator represents a key’s relationship to a set of values. Valid operators are In, NotIn, Exists and DoesNotExist.
true
values
[]string
values is an array of string values. If the operator is In or NotIn, the values array must be non-empty. If the operator is Exists or DoesNotExist, the values array must be empty. This array is replaced during a strategic merge patch.
false
PostgresCluster.spec.dataSource.pgbackrest.affinity.podAffinity.requiredDuringSchedulingIgnoredDuringExecution[index].namespaceSelector
Parent
A label query over the set of namespaces that the term applies to. The term is applied to the union of the namespaces selected by this field and the ones listed in the namespaces field. null selector and null or empty namespaces list means “this pod’s namespace”. An empty selector ({}) matches all namespaces.
Name
Type
Description
Required
matchExpressions
[]object
matchExpressions is a list of label selector requirements. The requirements are ANDed.
false
matchLabels
map[string]string
matchLabels is a map of {key,value} pairs. A single {key,value} in the matchLabels map is equivalent to an element of matchExpressions, whose key field is “key”, the operator is “In”, and the values array contains only “value”. The requirements are ANDed.
false
PostgresCluster.spec.dataSource.pgbackrest.affinity.podAffinity.requiredDuringSchedulingIgnoredDuringExecution[index].namespaceSelector
Parent
A label selector requirement is a selector that contains values, a key, and an operator that relates the key and values.
Name
Type
Description
Required
key
string
key is the label key that the selector applies to.
true
operator
string
operator represents a key’s relationship to a set of values. Valid operators are In, NotIn, Exists and DoesNotExist.
true
values



[]string	
values is an array of string values. If the operator is In or NotIn, the values array must be non-empty. If the operator is Exists or DoesNotExist, the values array must be empty. This array is replaced during a strategic merge patch.	
false	
PostgresCluster.spec.dataSource.pgbackrest.affinity.podAntiAffinity	Parent
Describes pod anti-affinity scheduling rules (e.g. avoid putting this pod in the same node, zone, etc. as some other pod(s)).	
Name	
Type	
Description	
Required	
preferredDuringSchedulingIgnoredDuringExecution	
[]object	
The scheduler will prefer to schedule pods to nodes that satisfy the anti-affinity expressions specified by this field, but it may choose a node that violates one or more of the expressions. The node that is most preferred is the one with the greatest sum of weights, i.e. for each node that meets all of the scheduling requirements (resource request, requiredDuringScheduling anti-affinity expressions, etc.), compute a sum by iterating through the elements of this field and adding “weight” to the sum if the node has pods which matches the corresponding podAffinityTerm; the node(s) with the highest sum are the most preferred.	
false	
requiredDuringSchedulingIgnoredDuringExecution	
[]object	
If the anti-affinity requirements specified by this field are not met at scheduling time, the pod will not be scheduled onto the node. If the anti-affinity requirements specified by this field cease to be met at some point during pod execution (e.g. due to a pod label update), the system may or may not try to eventually evict the pod from its node. When there are multiple elements, the lists of nodes corresponding to each podAffinityTerm are intersected, i.e. all terms must be satisfied.	
false	
PostgresCluster.spec.dataSource.pgbackrest.affinity.podAntiAffinity.preferredDuringSchedulingIgnoredDuringExecution[index]	Parent
The weights of all of the matched WeightedPodAffinityTerm fields are added per-node to find the most preferred node(s)	
Name	
Type	
Description	
Required	
podAffinityTerm	
object	
Required. A pod affinity term, associated with the corresponding weight.	
true	
weight	
integer	
weight associated with matching the corresponding podAffinityTerm, in the range 1-100.	
true	
PostgresCluster.spec.dataSource.pgbackrest.affinity.podAntiAffinity.preferredDuringSchedulingIgnoredDuringExecution[index].podAffinityTerm	Parent
Required. A pod affinity term, associated with the corresponding weight.	
Name	
Type	
Description	
Required	
topologyKey	

string	
This pod should be co-located (affinity) or not co-located (anti-affinity) with the pods matching the labelSelector in the specified namespaces, where co-located is defined as running on a node whose value of the label with key topologyKey matches that of any node on which any of the selected pods is running. Empty topologyKey is not allowed.	
true	
labelSelector	
object	
A label query over a set of resources, in this case pods.	
false	
namespaceSelector	
object	
A label query over the set of namespaces that the term applies to. The term is applied to the union of the namespaces selected by this field and the ones listed in the namespaces field. null selector and null or empty namespaces list means “this pod’s namespace”. An empty selector ({}) matches all namespaces.	
false	
namespaces	
[]string	
namespaces specifies a static list of namespace names that the term applies to. The term is applied to the union of the namespaces listed in this field and the ones selected by namespaceSelector. null or empty namespaces list and null namespaceSelector means “this pod’s namespace”.	
false	
PostgresCluster.spec.dataSource.pgbackrest.affinity.podAntiAffinity.preferredDuringSchedulingIgnoredDuringExecution[index].podAffinityTerm	Parent
A label query over a set of resources, in this case pods.	
Name	
Type	
Description	
Required	
matchExpressions	
[]object	
matchExpressions is a list of label selector requirements. The requirements are ANDed.	
false	
matchLabels	
map[string]string	
matchLabels is a map of {key,value} pairs. A single {key,value} in the matchLabels map is equivalent to an element of matchExpressions, whose key field is “key”, the operator is “In”, and the values array contains only “value”. The requirements are ANDed.	
false	
PostgresCluster.spec.dataSource.pgbackrest.affinity.podAntiAffinity.preferredDuringSchedulingIgnoredDuringExecution[index].podAffinityTerm	Parent
A label selector requirement is a selector that contains values, a key, and an operator that relates the key and values.	
Name	
Type	
Description	
Required	
key	
string	
key is the label key that the selector applies to.	

true

operator

string

operator represents a key’s relationship to a set of values. Valid operators are In, NotIn, Exists and DoesNotExist.

true

values

[]string

values is an array of string values. If the operator is In or NotIn, the values array must be non-empty. If the operator is Exists or DoesNotExist, the values array must be empty. This array is replaced during a strategic merge patch.

false

PostgresCluster.spec.dataSource.pgbackrest.affinity.podAntiAffinity.preferredDuringSchedulingIgnoredDuringExecution[index].podAffinityTerm.parent

A label query over the set of namespaces that the term applies to. The term is applied to the union of the namespaces selected by this field and the ones listed in the namespaces field. null selector and null or empty namespaces list means “this pod’s namespace”. An empty selector ({}) matches all namespaces.

Name

Type

Description

Required

matchExpressions

[]object

matchExpressions is a list of label selector requirements. The requirements are ANDed.

false

matchLabels

map[string]string

matchLabels is a map of {key,value} pairs. A single {key,value} in the matchLabels map is equivalent to an element of matchExpressions, whose key field is “key”, the operator is “In”, and the values array contains only “value”. The requirements are ANDed.

false

PostgresCluster.spec.dataSource.pgbackrest.affinity.podAntiAffinity.preferredDuringSchedulingIgnoredDuringExecution[index].podAffinityTerm.parent

A label selector requirement is a selector that contains values, a key, and an operator that relates the key and values.

Name

Type

Description

Required

key

string

key is the label key that the selector applies to.

true

operator

string

operator represents a key’s relationship to a set of values. Valid operators are In, NotIn, Exists and DoesNotExist.

true

values

[]string

values is an array of string values. If the operator is In or NotIn, the values array must be non-empty. If the operator is Exists or DoesNotExist, the values array must be empty. This array is replaced during a strategic merge patch.

false

PostgresCluster.spec.dataSource.pgbackrest.affinity.podAntiAffinity.requiredDuringSchedulingIgnoredDuringExecution[index] Parent

Defines a set of pods (namely those matching the labelSelector relative to the given namespace(s)) that this pod should be co-located (affinity) or not co-located (anti-affinity) with, where co-located is defined as running on a node whose value of the label with key matches that of any node on which a pod of the set of pods is running

Name

Type

Description

Required

topologyKey

string

This pod should be co-located (affinity) or not co-located (anti-affinity) with the pods matching the labelSelector in the specified namespaces, where co-located is defined as running on a node whose value of the label with key topologyKey matches that of any node on which any of the selected pods is running. Empty topologyKey is not allowed.

true

labelSelector

object

A label query over a set of resources, in this case pods.

false

namespaceSelector

object

A label query over the set of namespaces that the term applies to. The term is applied to the union of the namespaces selected by this field and the ones listed in the namespaces field. null selector and null or empty namespaces list means “this pod’s namespace”. An empty selector ({} ) matches all namespaces.

false

namespaces

[]string

namespaces specifies a static list of namespace names that the term applies to. The term is applied to the union of the namespaces listed in this field and the ones selected by namespaceSelector. null or empty namespaces list and null namespaceSelector means “this pod’s namespace”.

false

PostgresCluster.spec.dataSource.pgbackrest.affinity.podAntiAffinity.requiredDuringSchedulingIgnoredDuringExecution[index].labelSelector Parent

A label query over a set of resources, in this case pods.

Name

Type

Description

Required

matchExpressions

[]object

matchExpressions is a list of label selector requirements. The requirements are ANDed.

false

matchLabels

map[string]string

matchLabels is a map of {key,value} pairs. A single {key,value} in the matchLabels map is equivalent to an element of matchExpressions, whose key field is “key”, the operator is “In”, and the values array contains only “value”. The requirements are ANDed.

false
PostgresCluster.spec.dataSource.pgbackrest.affinity.podAntiAffinity.requiredDuringSchedulingIgnoredDuringExecution[index].labelSelector. Parent
A label selector requirement is a selector that contains values, a key, and an operator that relates the key and values.
Name
Type
Description
Required
key
string
key is the label key that the selector applies to.
true
operator
string
operator represents a key’s relationship to a set of values. Valid operators are In, NotIn, Exists and DoesNotExist.
true
values
[]string
values is an array of string values. If the operator is In or NotIn, the values array must be non-empty. If the operator is Exists or DoesNotExist, the values array must be empty. This array is replaced during a strategic merge patch.
false
PostgresCluster.spec.dataSource.pgbackrest.affinity.podAntiAffinity.requiredDuringSchedulingIgnoredDuringExecution[index].namespaceSe. Parent
A label query over the set of namespaces that the term applies to. The term is applied to the union of the namespaces selected by this field and the ones listed in the namespaces field. null selector and null or empty namespaces list means “this pod’s namespace”. An empty selector ({} ) matches all namespaces.
Name
Type
Description
Required
matchExpressions
[]object
matchExpressions is a list of label selector requirements. The requirements are ANDed.
false
matchLabels
map[string]string
matchLabels is a map of {key,value} pairs. A single {key,value} in the matchLabels map is equivalent to an element of matchExpressions, whose key field is “key”, the operator is “In”, and the values array contains only “value”. The requirements are ANDed.
false
PostgresCluster.spec.dataSource.pgbackrest.affinity.podAntiAffinity.requiredDuringSchedulingIgnoredDuringExecution[index].namespaceSe. Parent
A label selector requirement is a selector that contains values, a key, and an operator that relates the key and values.
Name
Type
Description
Required

key
string
key is the label key that the selector applies to.
true
operator
string
operator represents a key’s relationship to a set of values. Valid operators are In, NotIn, Exists and DoesNotExist.
true
values
[]string
values is an array of string values. If the operator is In or NotIn, the values array must be non-empty. If the operator is Exists or DoesNotExist, the values array must be empty. This array is replaced during a strategic merge patch.
false
PostgresCluster.spec.dataSource.pgbackrest.configuration[index] Parent
Projection that may be projected along with other supported volume types
Name
Type
Description
Required
configMap
object
configMap information about the configMap data to project
false
downwardAPI
object
downwardAPI information about the downwardAPI data to project
false
secret
object
secret information about the secret data to project
false
serviceAccountToken
object
serviceAccountToken is information about the serviceAccountToken data to project
false
PostgresCluster.spec.dataSource.pgbackrest.configuration[index].configMap Parent
configMap information about the configMap data to project
Name
Type
Description
Required
items
[]object
items if unspecified, each key-value pair in the Data field of the referenced ConfigMap will be projected into the volume as a file whose name is the key and content is the value. If specified, the listed keys will be projected into the specified paths, and unlisted keys will not

be present. If a key is specified which is not present in the ConfigMap, the volume setup will error unless it is marked optional. Paths must be relative and may not contain the ‘.’ path or start with ‘..’

false

name

string

Name of the referent. More info: <https://kubernetes.io/docs/concepts/overview/working-with-objects/names/#names>

false

optional

boolean

optional specify whether the ConfigMap or its keys must be defined

false

PostgresCluster.spec.dataSource.pgbackrest.configuration[index].configMap.items[index] Parent

Maps a string key to a path within a volume.

Name

Type

Description

Required

key

string

key is the key to project.

true

path

string

path is the relative path of the file to map the key to. May not be an absolute path. May not contain the path element ‘..’ May not start with the string ‘..’

true

mode

integer

mode is Optional: mode bits used to set permissions on this file. Must be an octal value between 0000 and 0777 or a decimal value between 0 and 511. YAML accepts both octal and decimal values, JSON requires decimal values for mode bits. If not specified, the volume defaultMode will be used. This might be in conflict with other options that affect the file mode, like fsGroup, and the result can be other mode bits set.

false

PostgresCluster.spec.dataSource.pgbackrest.configuration[index].downwardAPI Parent

downwardAPI information about the downwardAPI data to project

Name

Type

Description

Required

items

[]object

Items is a list of DownwardAPIVolume file

false

PostgresCluster.spec.dataSource.pgbackrest.configuration[index].downwardAPI.items[index] Parent

DownwardAPIVolumeFile represents information to create the file containing the pod field

Name
Type
Description
Required
path
string
Required: Path is the relative path name of the file to be created. Must not be absolute or contain the ‘.’ path. Must be utf-8 encoded. The first item of the relative path must not start with ‘.’
true
fieldRef
object
Required: Selects a field of the pod: only annotations, labels, name and namespace are supported.
false
mode
integer
Optional: mode bits used to set permissions on this file, must be an octal value between 0000 and 0777 or a decimal value between 0 and 511. YAML accepts both octal and decimal values, JSON requires decimal values for mode bits. If not specified, the volume defaultMode will be used. This might be in conflict with other options that affect the file mode, like fsGroup, and the result can be other mode bits set.
false
resourceFieldRef
object
Selects a resource of the container: only resources limits and requests (limits.cpu, limits.memory, requests.cpu and requests.memory) are currently supported.
false
PostgresCluster.spec.dataSource.pgbackrest.configuration[index].downwardAPI.items[index].fieldRef   Parent
Required: Selects a field of the pod: only annotations, labels, name and namespace are supported.
Name
Type
Description
Required
fieldPath
string
Path of the field to select in the specified API version.
true
apiVersion
string
Version of the schema the FieldPath is written in terms of, defaults to “v1”.
false
PostgresCluster.spec.dataSource.pgbackrest.configuration[index].downwardAPI.items[index].resourceFieldRef   Parent
Selects a resource of the container: only resources limits and requests (limits.cpu, limits.memory, requests.cpu and requests.memory) are currently supported.
Name
Type
Description
Required



resource	
string	
Required: resource to select	
true	
containerName	
string	
Container name: required for volumes, optional for env vars	
false	
divisor	
int or string	
Specifies the output format of the exposed resources, defaults to “1”	
false	
PostgresCluster.spec.dataSource.pgbackrest.configuration[index].secret	Parent
secret information about the secret data to project	
Name	
Type	
Description	
Required	
items	
[]object	
items if unspecified, each key-value pair in the Data field of the referenced Secret will be projected into the volume as a file whose name is the key and content is the value. If specified, the listed keys will be projected into the specified paths, and unlisted keys will not be present. If a key is specified which is not present in the Secret, the volume setup will error unless it is marked optional. Paths must be relative and may not contain the ‘.’ path or start with ‘.’.	
false	
name	
string	
Name of the referent. More info: <a href="https://kubernetes.io/docs/concepts/overview/working-with-objects/names/#names">https://kubernetes.io/docs/concepts/overview/working-with-objects/names/#names</a>	
false	
optional	
boolean	
optional field specify whether the Secret or its key must be defined	
false	
PostgresCluster.spec.dataSource.pgbackrest.configuration[index].secret.items[index]	Parent
Maps a string key to a path within a volume.	
Name	
Type	
Description	
Required	
key	
string	
key is the key to project.	
true	
path	
string	

path is the relative path of the file to map the key to. May not be an absolute path. May not contain the path element ‘.’. May not start with the string ‘..’.

true

mode

integer

mode is Optional: mode bits used to set permissions on this file. Must be an octal value between 0000 and 0777 or a decimal value between 0 and 511. YAML accepts both octal and decimal values, JSON requires decimal values for mode bits. If not specified, the volume defaultMode will be used. This might be in conflict with other options that affect the file mode, like fsGroup, and the result can be other mode bits set.

false

PostgresCluster.spec.dataSource.pgbackrest.configuration[index].serviceAccountToken   Parent

serviceAccountToken is information about the serviceAccountToken data to project

Name

Type

Description

Required

path

string

path is the path relative to the mount point of the file to project the token into.

true

audience

string

audience is the intended audience of the token. A recipient of a token must identify itself with an identifier specified in the audience of the token, and otherwise should reject the token. The audience defaults to the identifier of the apiserver.

false

expirationSeconds

integer

expirationSeconds is the requested duration of validity of the service account token. As the token approaches expiration, the kubelet volume plugin will proactively rotate the service account token. The kubelet will start trying to rotate the token if the token is older than 80 percent of its time to live or if the token is older than 24 hours.Defaults to 1 hour and must be at least 10 minutes.

false

PostgresCluster.spec.dataSource.pgbackrest.resources   Parent

Resource requirements for the pgBackRest restore Job.

Name

Type

Description

Required

limits

map[string]int or string

Limits describes the maximum amount of compute resources allowed. More info: <https://kubernetes.io/docs/concepts/configuration/manage-resources-containers/>

false

requests

map[string]int or string

Requests describes the minimum amount of compute resources required. If Requests is omitted for a container, it defaults to Limits if that is explicitly specified, otherwise to an implementation-defined value. More info: <https://kubernetes.io/docs/concepts/configuration/manage-resources-containers/>

false
PostgresCluster.spec.dataSource.pgbackrest.tolerations[index]   Parent
The pod this Toleration is attached to tolerates any taint that matches the triple using the matching operator .
Name
Type
Description
Required
effect
string
Effect indicates the taint effect to match.   Empty means match all taint effects.   When specified, allowed values are NoSchedule, PreferNoSchedule and NoExecute.
false
key
string
Key is the taint key that the toleration applies to. Empty means match all taint keys. If the key is empty, operator must be Exists; this combination means to match all values and all keys.
false
operator
string
Operator represents a key’s relationship to the value. Valid operators are Exists and Equal. Defaults to Equal. Exists is equivalent to wildcard for value, so that a pod can tolerate all taints of a particular category.
false
tolerationSeconds
integer
TolerationSeconds represents the period of time the toleration (which must be of effect NoExecute, otherwise this field is ignored) tolerates the taint. By default, it is not set, which means tolerate the taint forever (do not evict). Zero and negative values will be treated as 0 (evict immediately) by the system.
false
value
string
Value is the taint value the toleration matches to. If the operator is Exists, the value should be empty, otherwise just a regular string.
false
PostgresCluster.spec.dataSource.postgresCluster   Parent
Defines a pgBackRest data source that can be used to pre-populate the PostgreSQL data directory for a new PostgreSQL cluster using a pgBackRest restore.   The PGBackRest field is incompatible with the PostgresCluster field:   only one data source can be used for pre-populating a new PostgreSQL cluster
Name
Type
Description
Required
repoName
string
The name of the pgBackRest repo within the source PostgresCluster that contains the backups that should be utilized to perform a pgBackRest restore when initializing the data source for the new PostgresCluster.
true
affinity

object
Scheduling constraints of the pgBackRest restore Job. More info: <a href="https://kubernetes.io/docs/concepts/scheduling-eviction/assign-pod-node">https://kubernetes.io/docs/concepts/scheduling-eviction/assign-pod-node</a>
false
clusterName
string
The name of an existing PostgresCluster to use as the data source for the new PostgresCluster. Defaults to the name of the PostgresCluster being created if not provided.
false
clusterNamespace
string
The namespace of the cluster specified as the data source using the clusterName field. Defaults to the namespace of the PostgresCluster being created if not provided.
false
options
[]string
Command line options to include when running the pgBackRest restore command. <a href="https://pgbackrest.org/command.html#command-restore">https://pgbackrest.org/command.html#command-restore</a>
false
priorityClassName
string
Priority class name for the pgBackRest restore Job pod. Changing this value causes PostgreSQL to restart. More info: <a href="https://kubernetes.io/docs/concepts/scheduling-eviction/pod-priority-preemption/">https://kubernetes.io/docs/concepts/scheduling-eviction/pod-priority-preemption/</a>
false
resources
object
Resource requirements for the pgBackRest restore Job.
false
tolerations
[]object
Tolerations of the pgBackRest restore Job. More info: <a href="https://kubernetes.io/docs/concepts/scheduling-eviction/taint-and-toleration">https://kubernetes.io/docs/concepts/scheduling-eviction/taint-and-toleration</a>
false
PostgresCluster.spec.dataSource.postgresCluster.affinity Parent
Scheduling constraints of the pgBackRest restore Job. More info: <a href="https://kubernetes.io/docs/concepts/scheduling-eviction/assign-pod-node">https://kubernetes.io/docs/concepts/scheduling-eviction/assign-pod-node</a>
Name
Type
Description
Required
nodeAffinity
object
Describes node affinity scheduling rules for the pod.
false
podAffinity
object
Describes pod affinity scheduling rules (e.g. co-locate this pod in the same node, zone, etc. as some other pod(s)).

false
podAntiAffinity
object
Describes pod anti-affinity scheduling rules (e.g. avoid putting this pod in the same node, zone, etc. as some other pod(s)).
false
PostgresCluster.spec.dataSource.postgresCluster.affinity.nodeAffinity
Parent
Describes node affinity scheduling rules for the pod.
Name
Type
Description
Required
preferredDuringSchedulingIgnoredDuringExecution
[]object
The scheduler will prefer to schedule pods to nodes that satisfy the affinity expressions specified by this field, but it may choose a node that violates one or more of the expressions. The node that is most preferred is the one with the greatest sum of weights, i.e. for each node that meets all of the scheduling requirements (resource request, requiredDuringScheduling affinity expressions, etc.), compute a sum by iterating through the elements of this field and adding “weight” to the sum if the node matches the corresponding matchExpressions; the node(s) with the highest sum are the most preferred.
false
requiredDuringSchedulingIgnoredDuringExecution
object
If the affinity requirements specified by this field are not met at scheduling time, the pod will not be scheduled onto the node. If the affinity requirements specified by this field cease to be met at some point during pod execution (e.g. due to an update), the system may or may not try to eventually evict the pod from its node.
false
PostgresCluster.spec.dataSource.postgresCluster.affinity.nodeAffinity.preferredDuringSchedulingIgnoredDuringExecution[index]
Parent
An empty preferred scheduling term matches all objects with implicit weight 0 (i.e. it’s a no-op). A null preferred scheduling term matches no objects (i.e. is also a no-op).
Name
Type
Description
Required
preference
object
A node selector term, associated with the corresponding weight.
true
weight
integer
Weight associated with matching the corresponding nodeSelectorTerm, in the range 1-100.
true
PostgresCluster.spec.dataSource.postgresCluster.affinity.nodeAffinity.preferredDuringSchedulingIgnoredDuringExecution[index].preference
Parent
A node selector term, associated with the corresponding weight.
Name
Type
Description

Required	
matchExpressions	
[]object	
A list of node selector requirements by node's labels.	
false	
matchFields	
[]object	
A list of node selector requirements by node's fields.	
false	
PostgresCluster.spec.dataSource.postgresCluster.affinity.nodeAffinity.preferredDuringSchedulingIgnoredDuringExecution[index].preference.	Parent
A node selector requirement is a selector that contains values, a key, and an operator that relates the key and values.	
Name	
Type	
Description	
Required	
key	
string	
The label key that the selector applies to.	
true	
operator	
string	
Represents a key's relationship to a set of values. Valid operators are In, NotIn, Exists, DoesNotExist. Gt, and Lt.	
true	
values	
[]string	
An array of string values. If the operator is In or NotIn, the values array must be non-empty. If the operator is Exists or DoesNotExist, the values array must be empty. If the operator is Gt or Lt, the values array must have a single element, which will be interpreted as an integer. This array is replaced during a strategic merge patch.	
false	
PostgresCluster.spec.dataSource.postgresCluster.affinity.nodeAffinity.preferredDuringSchedulingIgnoredDuringExecution[index].preference.	Parent
A node selector requirement is a selector that contains values, a key, and an operator that relates the key and values.	
Name	
Type	
Description	
Required	
key	
string	
The label key that the selector applies to.	
true	
operator	
string	
Represents a key's relationship to a set of values. Valid operators are In, NotIn, Exists, DoesNotExist. Gt, and Lt.	
true	

values

[]string

An array of string values. If the operator is In or NotIn, the values array must be non-empty. If the operator is Exists or DoesNotExist, the values array must be empty. If the operator is Gt or Lt, the values array must have a single element, which will be interpreted as an integer. This array is replaced during a strategic merge patch.

false

PostgresCluster.spec.dataSource.postgresCluster.affinity.nodeAffinity.requiredDuringSchedulingIgnoredDuringExecution Parent

If the affinity requirements specified by this field are not met at scheduling time, the pod will not be scheduled onto the node. If the affinity requirements specified by this field cease to be met at some point during pod execution (e.g. due to an update), the system may or may not try to eventually evict the pod from its node.

Name

Type

Description

Required

nodeSelectorTerms

[]object

Required. A list of node selector terms. The terms are ORed.

true

PostgresCluster.spec.dataSource.postgresCluster.affinity.nodeAffinity.requiredDuringSchedulingIgnoredDuringExecution.nodeSelectorTerms Parent

A null or empty node selector term matches no objects. The requirements of them are ANDed. The TopologySelectorTerm type implements a subset of the NodeSelectorTerm.

Name

Type

Description

Required

matchExpressions

[]object

A list of node selector requirements by node’s labels.

false

matchFields

[]object

A list of node selector requirements by node’s fields.

false

PostgresCluster.spec.dataSource.postgresCluster.affinity.nodeAffinity.requiredDuringSchedulingIgnoredDuringExecution.nodeSelectorTerms Parent

A node selector requirement is a selector that contains values, a key, and an operator that relates the key and values.

Name

Type

Description

Required

key

string

The label key that the selector applies to.

true

operator

string

Represents a key’s relationship to a set of values. Valid operators are In, NotIn, Exists, DoesNotExist. Gt, and Lt.

true

values

[]string

An array of string values. If the operator is In or NotIn, the values array must be non-empty. If the operator is Exists or DoesNotExist, the values array must be empty. If the operator is Gt or Lt, the values array must have a single element, which will be interpreted as an integer. This array is replaced during a strategic merge patch.

false

PostgresCluster.spec.dataSource.postgresCluster.affinity.nodeAffinity.requiredDuringSchedulingIgnoredDuringExecution.nodeSelectorTerms

Parent

A node selector requirement is a selector that contains values, a key, and an operator that relates the key and values.

Name

Type

Description

Required

key

string

The label key that the selector applies to.

true

operator

string

Represents a key’s relationship to a set of values. Valid operators are In, NotIn, Exists, DoesNotExist. Gt, and Lt.

true

values

[]string

An array of string values. If the operator is In or NotIn, the values array must be non-empty. If the operator is Exists or DoesNotExist, the values array must be empty. If the operator is Gt or Lt, the values array must have a single element, which will be interpreted as an integer. This array is replaced during a strategic merge patch.

false

PostgresCluster.spec.dataSource.postgresCluster.affinity.podAffinity

Parent

Describes pod affinity scheduling rules (e.g. co-locate this pod in the same node, zone, etc. as some other pod(s)).

Name

Type

Description

Required

preferredDuringSchedulingIgnoredDuringExecution

[]object

The scheduler will prefer to schedule pods to nodes that satisfy the affinity expressions specified by this field, but it may choose a node that violates one or more of the expressions. The node that is most preferred is the one with the greatest sum of weights, i.e. for each node that meets all of the scheduling requirements (resource request, requiredDuringScheduling affinity expressions, etc.), compute a sum by iterating through the elements of this field and adding “weight” to the sum if the node has pods which matches the corresponding podAffinityTerm; the node(s) with the highest sum are the most preferred.

false

requiredDuringSchedulingIgnoredDuringExecution

[]object



If the affinity requirements specified by this field are not met at scheduling time, the pod will not be scheduled onto the node. If the affinity requirements specified by this field cease to be met at some point during pod execution (e.g. due to a pod label update), the system may or may not try to eventually evict the pod from its node. When there are multiple elements, the lists of nodes corresponding to each podAffinityTerm are intersected, i.e. all terms must be satisfied.

false

PostgresCluster.spec.dataSource.postgresCluster.affinity.podAffinity.preferredDuringSchedulingIgnoredDuringExecution[index] Parent

The weights of all of the matched WeightedPodAffinityTerm fields are added per-node to find the most preferred node(s)

Name

Type

Description

Required

podAffinityTerm

object

Required. A pod affinity term, associated with the corresponding weight.

true

weight

integer

weight associated with matching the corresponding podAffinityTerm, in the range 1-100.

true

PostgresCluster.spec.dataSource.postgresCluster.affinity.podAffinity.preferredDuringSchedulingIgnoredDuringExecution[index].podAffinityTerm Parent

Required. A pod affinity term, associated with the corresponding weight.

Name

Type

Description

Required

topologyKey

string

This pod should be co-located (affinity) or not co-located (anti-affinity) with the pods matching the labelSelector in the specified namespaces, where co-located is defined as running on a node whose value of the label with key topologyKey matches that of any node on which any of the selected pods is running. Empty topologyKey is not allowed.

true

labelSelector

object

A label query over a set of resources, in this case pods.

false

namespaceSelector

object

A label query over the set of namespaces that the term applies to. The term is applied to the union of the namespaces selected by this field and the ones listed in the namespaces field. null selector and null or empty namespaces list means “this pod’s namespace”. An empty selector ({}) matches all namespaces.

false

namespaces

[]string

namespaces specifies a static list of namespace names that the term applies to. The term is applied to the union of the namespaces listed in this field and the ones selected by namespaceSelector. null or empty namespaces list and null namespaceSelector means “this pod’s namespace”.

false
PostgresCluster.spec.dataSource.postgresCluster.affinity.podAffinity.preferredDuringSchedulingIgnoredDuringExecution[index].podAffinity7Parent
A label query over a set of resources, in this case pods.
Name
Type
Description
Required
matchExpressions
[]object
matchExpressions is a list of label selector requirements. The requirements are ANDed.
false
matchLabels
map[string]string
matchLabels is a map of {key,value} pairs. A single {key,value} in the matchLabels map is equivalent to an element of matchExpressions, whose key field is “key”, the operator is “In”, and the values array contains only “value”. The requirements are ANDed.
false
PostgresCluster.spec.dataSource.postgresCluster.affinity.podAffinity.preferredDuringSchedulingIgnoredDuringExecution[index].podAffinity7Parent
A label selector requirement is a selector that contains values, a key, and an operator that relates the key and values.
Name
Type
Description
Required
key
string
key is the label key that the selector applies to.
true
operator
string
operator represents a key’s relationship to a set of values. Valid operators are In, NotIn, Exists and DoesNotExist.
true
values
[]string
values is an array of string values. If the operator is In or NotIn, the values array must be non-empty. If the operator is Exists or DoesNotExist, the values array must be empty. This array is replaced during a strategic merge patch.
false
PostgresCluster.spec.dataSource.postgresCluster.affinity.podAffinity.preferredDuringSchedulingIgnoredDuringExecution[index].podAffinity7Parent
A label query over the set of namespaces that the term applies to. The term is applied to the union of the namespaces selected by this field and the ones listed in the namespaces field. null selector and null or empty namespaces list means “this pod’s namespace”. An empty selector ({}) matches all namespaces.
Name
Type
Description
Required

matchExpressions

[]object

matchExpressions is a list of label selector requirements. The requirements are ANDed.

false

matchLabels

map[string]string

matchLabels is a map of {key,value} pairs. A single {key,value} in the matchLabels map is equivalent to an element of matchExpressions, whose key field is “key”, the operator is “In”, and the values array contains only “value”. The requirements are ANDed.

false

PostgresCluster.spec.dataSource.postgresCluster.affinity.podAffinity.preferredDuringSchedulingIgnoredDuringExecution[index].podAffinity7  
Parent

A label selector requirement is a selector that contains values, a key, and an operator that relates the key and values.

Name

Type

Description

Required

key

string

key is the label key that the selector applies to.

true

operator

string

operator represents a key’s relationship to a set of values. Valid operators are In, NotIn, Exists and DoesNotExist.

true

values

[]string

values is an array of string values. If the operator is In or NotIn, the values array must be non-empty. If the operator is Exists or DoesNotExist, the values array must be empty. This array is replaced during a strategic merge patch.

false

PostgresCluster.spec.dataSource.postgresCluster.affinity.podAffinity.requiredDuringSchedulingIgnoredDuringExecution[index] Parent

Defines a set of pods (namely those matching the labelSelector relative to the given namespace(s)) that this pod should be co-located (affinity) or not co-located (anti-affinity) with, where co-located is defined as running on a node whose value of the label with key matches that of any node on which a pod of the set of pods is running

Name

Type

Description

Required

topologyKey

string

This pod should be co-located (affinity) or not co-located (anti-affinity) with the pods matching the labelSelector in the specified namespaces, where co-located is defined as running on a node whose value of the label with key topologyKey matches that of any node on which any of the selected pods is running. Empty topologyKey is not allowed.

true

labelSelector

object

A label query over a set of resources, in this case pods.

false

namespaceSelector

object

A label query over the set of namespaces that the term applies to. The term is applied to the union of the namespaces selected by this field and the ones listed in the namespaces field. null selector and null or empty namespaces list means “this pod’s namespace”. An empty selector ({}) matches all namespaces.

false

namespaces

[]string

namespaces specifies a static list of namespace names that the term applies to. The term is applied to the union of the namespaces listed in this field and the ones selected by namespaceSelector. null or empty namespaces list and null namespaceSelector means “this pod’s namespace”.

false

PostgresCluster.spec.dataSource.postgresCluster.affinity.podAffinity.requiredDuringSchedulingIgnoredDuringExecution[index].labelSelectorParent

A label query over a set of resources, in this case pods.

Name

Type

Description

Required

matchExpressions

[]object

matchExpressions is a list of label selector requirements. The requirements are ANDed.

false

matchLabels

map[string]string

matchLabels is a map of {key,value} pairs. A single {key,value} in the matchLabels map is equivalent to an element of matchExpressions, whose key field is “key”, the operator is “In”, and the values array contains only “value”. The requirements are ANDed.

false

PostgresCluster.spec.dataSource.postgresCluster.affinity.podAffinity.requiredDuringSchedulingIgnoredDuringExecution[index].labelSelectorParent

A label selector requirement is a selector that contains values, a key, and an operator that relates the key and values.

Name

Type

Description

Required

key

string

key is the label key that the selector applies to.

true

operator

string

operator represents a key’s relationship to a set of values. Valid operators are In, NotIn, Exists and DoesNotExist.

true

values

[]string

values is an array of string values. If the operator is In or NotIn, the values array must be non-empty. If the operator is Exists or DoesNotExist, the values array must be empty. This array is replaced during a strategic merge patch.

false

PostgresCluster.spec.dataSource.postgresCluster.affinity.podAffinity.requiredDuringSchedulingIgnoredDuringExecution[index].namespaceSelector  
Parent

A label query over the set of namespaces that the term applies to. The term is applied to the union of the namespaces selected by this field and the ones listed in the namespaces field. null selector and null or empty namespaces list means “this pod’s namespace”. An empty selector ({}) matches all namespaces.

Name

Type

Description

Required

matchExpressions

[]object

matchExpressions is a list of label selector requirements. The requirements are ANDed.

false

matchLabels

map[string]string

matchLabels is a map of {key,value} pairs. A single {key,value} in the matchLabels map is equivalent to an element of matchExpressions, whose key field is “key”, the operator is “In”, and the values array contains only “value”. The requirements are ANDed.

false

PostgresCluster.spec.dataSource.postgresCluster.affinity.podAffinity.requiredDuringSchedulingIgnoredDuringExecution[index].namespaceSelector  
Parent

A label selector requirement is a selector that contains values, a key, and an operator that relates the key and values.

Name

Type

Description

Required

key

string

key is the label key that the selector applies to.

true

operator

string

operator represents a key’s relationship to a set of values. Valid operators are In, NotIn, Exists and DoesNotExist.

true

values

[]string

values is an array of string values. If the operator is In or NotIn, the values array must be non-empty. If the operator is Exists or DoesNotExist, the values array must be empty. This array is replaced during a strategic merge patch.

false

PostgresCluster.spec.dataSource.postgresCluster.affinity.podAntiAffinity  
Parent

Describes pod anti-affinity scheduling rules (e.g. avoid putting this pod in the same node, zone, etc. as some other pod(s)).

Name

Type

Description

Required	
preferredDuringSchedulingIgnoredDuringExecution	
[]object	
The scheduler will prefer to schedule pods to nodes that satisfy the anti-affinity expressions specified by this field, but it may choose a node that violates one or more of the expressions. The node that is most preferred is the one with the greatest sum of weights, i.e. for each node that meets all of the scheduling requirements (resource request, requiredDuringScheduling anti-affinity expressions, etc.), compute a sum by iterating through the elements of this field and adding “weight” to the sum if the node has pods which matches the corresponding podAffinityTerm; the node(s) with the highest sum are the most preferred.	
false	
requiredDuringSchedulingIgnoredDuringExecution	
[]object	
If the anti-affinity requirements specified by this field are not met at scheduling time, the pod will not be scheduled onto the node. If the anti-affinity requirements specified by this field cease to be met at some point during pod execution (e.g. due to a pod label update), the system may or may not try to eventually evict the pod from its node. When there are multiple elements, the lists of nodes corresponding to each podAffinityTerm are intersected, i.e. all terms must be satisfied.	
false	
PostgresCluster.spec.dataSource.postgresCluster.affinity.podAntiAffinity.preferredDuringSchedulingIgnoredDuringExecution[index]	Parent
The weights of all of the matched WeightedPodAffinityTerm fields are added per-node to find the most preferred node(s)	
Name	
Type	
Description	
Required	
podAffinityTerm	
object	
Required. A pod affinity term, associated with the corresponding weight.	
true	
weight	
integer	
weight associated with matching the corresponding podAffinityTerm, in the range 1-100.	
true	
PostgresCluster.spec.dataSource.postgresCluster.affinity.podAntiAffinity.preferredDuringSchedulingIgnoredDuringExecution[index].podAffinityTerm	Parent
Required. A pod affinity term, associated with the corresponding weight.	
Name	
Type	
Description	
Required	
topologyKey	
string	
This pod should be co-located (affinity) or not co-located (anti-affinity) with the pods matching the labelSelector in the specified namespaces, where co-located is defined as running on a node whose value of the label with key topologyKey matches that of any node on which any of the selected pods is running. Empty topologyKey is not allowed.	
true	
labelSelector	
object	
A label query over a set of resources, in this case pods.	

false

namespaceSelector

object

A label query over the set of namespaces that the term applies to. The term is applied to the union of the namespaces selected by this field and the ones listed in the namespaces field. null selector and null or empty namespaces list means “this pod’s namespace”. An empty selector ({}) matches all namespaces.

false

namespaces

[]string

namespaces specifies a static list of namespace names that the term applies to. The term is applied to the union of the namespaces listed in this field and the ones selected by namespaceSelector. null or empty namespaces list and null namespaceSelector means “this pod’s namespace”.

false

PostgresCluster.spec.dataSource.postgresCluster.affinity.podAntiAffinity.preferredDuringSchedulingIgnoredDuringExecution[index].podAffinityParent

A label query over a set of resources, in this case pods.

Name

Type

Description

Required

matchExpressions

[]object

matchExpressions is a list of label selector requirements. The requirements are ANDed.

false

matchLabels

map[string]string

matchLabels is a map of {key,value} pairs. A single {key,value} in the matchLabels map is equivalent to an element of matchExpressions, whose key field is “key”, the operator is “In”, and the values array contains only “value”. The requirements are ANDed.

false

PostgresCluster.spec.dataSource.postgresCluster.affinity.podAntiAffinity.preferredDuringSchedulingIgnoredDuringExecution[index].podAffinityParent

A label selector requirement is a selector that contains values, a key, and an operator that relates the key and values.

Name

Type

Description

Required

key

string

key is the label key that the selector applies to.

true

operator

string

operator represents a key’s relationship to a set of values. Valid operators are In, NotIn, Exists and DoesNotExist.

true

values

[]string

values is an array of string values. If the operator is In or NotIn, the values array must be non-empty. If the operator is Exists or DoesNotExist, the values array must be empty. This array is replaced during a strategic merge patch.

false

PostgresCluster.spec.dataSource.postgresCluster.affinity.podAntiAffinity.preferredDuringSchedulingIgnoredDuringExecution[index].podAffinityParent

A label query over the set of namespaces that the term applies to. The term is applied to the union of the namespaces selected by this field and the ones listed in the namespaces field. null selector and null or empty namespaces list means “this pod’s namespace”. An empty selector ({}) matches all namespaces.

Name

Type

Description

Required

matchExpressions

[]object

matchExpressions is a list of label selector requirements. The requirements are ANDed.

false

matchLabels

map[string]string

matchLabels is a map of {key,value} pairs. A single {key,value} in the matchLabels map is equivalent to an element of matchExpressions, whose key field is “key”, the operator is “In”, and the values array contains only “value”. The requirements are ANDed.

false

PostgresCluster.spec.dataSource.postgresCluster.affinity.podAntiAffinity.preferredDuringSchedulingIgnoredDuringExecution[index].podAffinityParent

A label selector requirement is a selector that contains values, a key, and an operator that relates the key and values.

Name

Type

Description

Required

key

string

key is the label key that the selector applies to.

true

operator

string

operator represents a key’s relationship to a set of values. Valid operators are In, NotIn, Exists and DoesNotExist.

true

values

[]string

values is an array of string values. If the operator is In or NotIn, the values array must be non-empty. If the operator is Exists or DoesNotExist, the values array must be empty. This array is replaced during a strategic merge patch.

false

PostgresCluster.spec.dataSource.postgresCluster.affinity.podAntiAffinity.requiredDuringSchedulingIgnoredDuringExecution[index].PodAffinityParent

Defines a set of pods (namely those matching the labelSelector relative to the given namespace(s)) that this pod should be co-located (affinity) or not co-located (anti-affinity) with, where co-located is defined as running on a node whose value of the label with key matches that of any node on which a pod of the set of pods is running

Name



Type
Description
Required
topologyKey
string
This pod should be co-located (affinity) or not co-located (anti-affinity) with the pods matching the labelSelector in the specified namespaces, where co-located is defined as running on a node whose value of the label with key topologyKey matches that of any node on which any of the selected pods is running. Empty topologyKey is not allowed.
true
labelSelector
object
A label query over a set of resources, in this case pods.
false
namespaceSelector
object
A label query over the set of namespaces that the term applies to. The term is applied to the union of the namespaces selected by this field and the ones listed in the namespaces field. null selector and null or empty namespaces list means “this pod’s namespace”. An empty selector ({} ) matches all namespaces.
false
namespaces
[]string
namespaces specifies a static list of namespace names that the term applies to. The term is applied to the union of the namespaces listed in this field and the ones selected by namespaceSelector. null or empty namespaces list and null namespaceSelector means “this pod’s namespace”.
false
PostgresCluster.spec.dataSource.postgresCluster.affinity.podAntiAffinity.requiredDuringSchedulingIgnoredDuringExecution[index].labelSelector
Parent
A label query over a set of resources, in this case pods.
Name
Type
Description
Required
matchExpressions
[]object
matchExpressions is a list of label selector requirements. The requirements are ANDed.
false
matchLabels
map[string]string
matchLabels is a map of {key,value} pairs. A single {key,value} in the matchLabels map is equivalent to an element of matchExpressions, whose key field is “key”, the operator is “In”, and the values array contains only “value”. The requirements are ANDed.
false
PostgresCluster.spec.dataSource.postgresCluster.affinity.podAntiAffinity.requiredDuringSchedulingIgnoredDuringExecution[index].labelSelector
Parent
A label selector requirement is a selector that contains values, a key, and an operator that relates the key and values.
Name
Type
Description

Required
key
string
key is the label key that the selector applies to.
true
operator
string
operator represents a key’s relationship to a set of values. Valid operators are In, NotIn, Exists and DoesNotExist.
true
values
[]string
values is an array of string values. If the operator is In or NotIn, the values array must be non-empty. If the operator is Exists or DoesNotExist, the values array must be empty. This array is replaced during a strategic merge patch.
false
PostgresCluster.spec.dataSource.postgresCluster.affinity.podAntiAffinity.requiredDuringSchedulingIgnoredDuringExecution[index].namespacesParent
A label query over the set of namespaces that the term applies to. The term is applied to the union of the namespaces selected by this field and the ones listed in the namespaces field. null selector and null or empty namespaces list means “this pod’s namespace”. An empty selector ({}) matches all namespaces.
Name
Type
Description
Required
matchExpressions
[]object
matchExpressions is a list of label selector requirements. The requirements are ANDed.
false
matchLabels
map[string]string
matchLabels is a map of {key,value} pairs. A single {key,value} in the matchLabels map is equivalent to an element of matchExpressions, whose key field is “key”, the operator is “In”, and the values array contains only “value”. The requirements are ANDed.
false
PostgresCluster.spec.dataSource.postgresCluster.affinity.podAntiAffinity.requiredDuringSchedulingIgnoredDuringExecution[index].namespacesParent
A label selector requirement is a selector that contains values, a key, and an operator that relates the key and values.
Name
Type
Description
Required
key
string
key is the label key that the selector applies to.
true
operator
string
operator represents a key’s relationship to a set of values. Valid operators are In, NotIn, Exists and DoesNotExist.

true
values
[]string
values is an array of string values. If the operator is In or NotIn, the values array must be non-empty. If the operator is Exists or DoesNotExist, the values array must be empty. This array is replaced during a strategic merge patch.
false
PostgresCluster.spec.dataSource.postgresCluster.resources Parent
Resource requirements for the pgBackRest restore Job.
Name
Type
Description
Required
limits
map[string]int or string
Limits describes the maximum amount of compute resources allowed. More info: <a href="https://kubernetes.io/docs/concepts/configuration/manage-resources-containers/">https://kubernetes.io/docs/concepts/configuration/manage-resources-containers/</a>
false
requests
map[string]int or string
Requests describes the minimum amount of compute resources required. If Requests is omitted for a container, it defaults to Limits if that is explicitly specified, otherwise to an implementation-defined value. More info: <a href="https://kubernetes.io/docs/concepts/configuration/manage-resources-containers/">https://kubernetes.io/docs/concepts/configuration/manage-resources-containers/</a>
false
PostgresCluster.spec.dataSource.postgresCluster.tolerations[index] Parent
The pod this Toleration is attached to tolerates any taint that matches the triple using the matching operator .
Name
Type
Description
Required
effect
string
Effect indicates the taint effect to match. Empty means match all taint effects. When specified, allowed values are NoSchedule, PreferNoSchedule and NoExecute.
false
key
string
Key is the taint key that the toleration applies to. Empty means match all taint keys. If the key is empty, operator must be Exists; this combination means to match all values and all keys.
false
operator
string
Operator represents a key's relationship to the value. Valid operators are Exists and Equal. Defaults to Equal. Exists is equivalent to wildcard for value, so that a pod can tolerate all taints of a particular category.
false
tolerationSeconds
integer

TolerationSeconds represents the period of time the toleration (which must be of effect NoExecute, otherwise this field is ignored) tolerates the taint. By default, it is not set, which means tolerate the taint forever (do not evict). Zero and negative values will be treated as 0 (evict immediately) by the system.

false

value

string

Value is the taint value the toleration matches to. If the operator is Exists, the value should be empty, otherwise just a regular string.

false

PostgresCluster.spec.dataSource.volumes Parent

Defines any existing volumes to reuse for this PostgresCluster.

Name

Type

Description

Required

pgBackRestVolume

object

Defines the existing pgBackRest repo volume and directory to use in the current PostgresCluster.

false

pgDataVolume

object

Defines the existing pgData volume and directory to use in the current PostgresCluster.

false

pgWALVolume

object

Defines the existing pg\_wal volume and directory to use in the current PostgresCluster. Note that a defined pg\_wal volume MUST be accompanied by a pgData volume.

false

PostgresCluster.spec.dataSource.volumes.pgBackRestVolume Parent

Defines the existing pgBackRest repo volume and directory to use in the current PostgresCluster.

Name

Type

Description

Required

pvcName

string

The existing PVC name.

true

directory

string

The existing directory. When not set, a move Job is not created for the associated volume.

false

PostgresCluster.spec.dataSource.volumes.pgDataVolume Parent

Defines the existing pgData volume and directory to use in the current PostgresCluster.

Name

Type

Description	
Required	
pvcName	
string	
The existing PVC name.	
true	
directory	
string	
The existing directory. When not set, a move Job is not created for the associated volume.	
false	
PostgresCluster.spec.dataSource.volumes.pgWALVolume	Parent
Defines the existing pg_wal volume and directory to use in the current PostgresCluster. Note that a defined pg_wal volume MUST be accompanied by a pgData volume.	
Name	
Type	
Description	
Required	
pvcName	
string	
The existing PVC name.	
true	
directory	
string	
The existing directory. When not set, a move Job is not created for the associated volume.	
false	
PostgresCluster.spec.databaseInitSQL	Parent
DatabaseInitSQL defines a ConfigMap containing custom SQL that will be run after the cluster is initialized. This ConfigMap must be in the same namespace as the cluster.	
Name	
Type	
Description	
Required	
key	
string	
Key is the ConfigMap data key that points to a SQL string	
true	
name	
string	
Name is the name of a ConfigMap	
true	
PostgresCluster.spec.imagePullSecrets[index]	Parent
LocalObjectReference contains enough information to let you locate the referenced object inside the same namespace.	
Name	
Type	

Description

Required

name

string

Name of the referent. More info: <https://kubernetes.io/docs/concepts/overview/working-with-objects/names/#names>

false

PostgresCluster.spec.metadata   Parent

Metadata contains metadata for custom resources

Name

Type

Description

Required

annotations

map[string]string

false

labels

map[string]string

false

PostgresCluster.spec.monitoring   Parent

The specification of monitoring tools that connect to PostgreSQL

Name

Type

Description

Required

pgmonitor

object

PGMonitorSpec defines the desired state of the pgMonitor tool suite

false

PostgresCluster.spec.monitoring.pgmonitor   Parent

PGMonitorSpec defines the desired state of the pgMonitor tool suite

Name

Type

Description

Required

exporter

object

false

PostgresCluster.spec.monitoring.pgmonitor.exporter   Parent

Name

Type

Description

Required

configuration

[]object

Projected volumes containing custom PostgreSQL Exporter configuration. Currently supports the customization of PostgreSQL Exporter queries. If a “queries.yml” file is detected in any volume projected using this field, it will be loaded using the “extend.query-path” flag: <a href="https://github.com/prometheus-community/postgres_exporter#flags">https://github.com/prometheus-community/postgres_exporter#flags</a> Changing the values of field causes PostgreSQL and the exporter to restart.	
false	
customTLSSecret	
object	
Projected secret containing custom TLS certificates to encrypt output from the exporter web server	
false	
image	
string	
The image name to use for crunchy-postgres-exporter containers. The image may also be set using the RELATED_IMAGE_PGEXPORTER environment variable.	
false	
resources	
object	
Changing this value causes PostgreSQL and the exporter to restart. More info: <a href="https://kubernetes.io/docs/concepts/configuration/manage-resources-containers">https://kubernetes.io/docs/concepts/configuration/manage-resources-containers</a>	
false	
PostgresCluster.spec.monitoring.pgmonitor.exporter.configuration[index]	Parent
Projection that may be projected along with other supported volume types	
Name	
Type	
Description	
Required	
configMap	
object	
configMap information about the configMap data to project	
false	
downwardAPI	
object	
downwardAPI information about the downwardAPI data to project	
false	
secret	
object	
secret information about the secret data to project	
false	
serviceAccountToken	
object	
serviceAccountToken is information about the serviceAccountToken data to project	
false	
PostgresCluster.spec.monitoring.pgmonitor.exporter.configuration[index].configMap	Parent
configMap information about the configMap data to project	
Name	
Type	

Description
Required
items
[]object
items if unspecified, each key-value pair in the Data field of the referenced ConfigMap will be projected into the volume as a file whose name is the key and content is the value. If specified, the listed keys will be projected into the specified paths, and unlisted keys will not be present. If a key is specified which is not present in the ConfigMap, the volume setup will error unless it is marked optional. Paths must be relative and may not contain the ‘.’ path or start with ‘.’.
false
name
string
Name of the referent. More info: <a href="https://kubernetes.io/docs/concepts/overview/working-with-objects/names/#names">https://kubernetes.io/docs/concepts/overview/working-with-objects/names/#names</a>
false
optional
boolean
optional specify whether the ConfigMap or its keys must be defined
false
PostgresCluster.spec.monitoring.pgmonitor.exporter.configuration[index].configMap.items[index]   Parent
Maps a string key to a path within a volume.
Name
Type
Description
Required
key
string
key is the key to project.
true
path
string
path is the relative path of the file to map the key to. May not be an absolute path. May not contain the path element ‘.’. May not start with the string ‘.’.
true
mode
integer
mode is Optional: mode bits used to set permissions on this file. Must be an octal value between 0000 and 0777 or a decimal value between 0 and 511. YAML accepts both octal and decimal values, JSON requires decimal values for mode bits. If not specified, the volume defaultMode will be used. This might be in conflict with other options that affect the file mode, like fsGroup, and the result can be other mode bits set.
false
PostgresCluster.spec.monitoring.pgmonitor.exporter.configuration[index].downwardAPI   Parent
downwardAPI information about the downwardAPI data to project
Name
Type
Description
Required
items



[]object	
Items is a list of DownwardAPIVolume file	
false	
PostgresCluster.spec.monitoring.pgmonitor.exporter.configuration[index].downwardAPI.items[index]	Parent
DownwardAPIVolumeFile represents information to create the file containing the pod field	
Name	
Type	
Description	
Required	
path	
string	
Required: Path is the relative path name of the file to be created. Must not be absolute or contain the ‘.’ path. Must be utf-8 encoded. The first item of the relative path must not start with ‘.’	
true	
fieldRef	
object	
Required: Selects a field of the pod: only annotations, labels, name and namespace are supported.	
false	
mode	
integer	
Optional: mode bits used to set permissions on this file, must be an octal value between 0000 and 0777 or a decimal value between 0 and 511. YAML accepts both octal and decimal values, JSON requires decimal values for mode bits. If not specified, the volume defaultMode will be used. This might be in conflict with other options that affect the file mode, like fsGroup, and the result can be other mode bits set.	
false	
resourceFieldRef	
object	
Selects a resource of the container: only resources limits and requests (limits.cpu, limits.memory, requests.cpu and requests.memory) are currently supported.	
false	
PostgresCluster.spec.monitoring.pgmonitor.exporter.configuration[index].downwardAPI.items[index].fieldRef	Parent
Required: Selects a field of the pod: only annotations, labels, name and namespace are supported.	
Name	
Type	
Description	
Required	
fieldPath	
string	
Path of the field to select in the specified API version.	
true	
apiVersion	
string	
Version of the schema the FieldPath is written in terms of, defaults to “v1”.	
false	
PostgresCluster.spec.monitoring.pgmonitor.exporter.configuration[index].downwardAPI.items[index].resourceFieldRef	Parent
Selects a resource of the container: only resources limits and requests (limits.cpu, limits.memory, requests.cpu and requests.memory) are currently supported.	

Name

Type

Description

Required

resource

string

Required: resource to select

true

containerName

string

Container name: required for volumes, optional for env vars

false

divisor

int or string

Specifies the output format of the exposed resources, defaults to “1”

false

PostgresCluster.spec.monitoring.pgmonitor.exporter.configuration[index].secret   Parent

secret information about the secret data to project

Name

Type

Description

Required

items

[]object

items if unspecified, each key-value pair in the Data field of the referenced Secret will be projected into the volume as a file whose name is the key and content is the value. If specified, the listed keys will be projected into the specified paths, and unlisted keys will not be present. If a key is specified which is not present in the Secret, the volume setup will error unless it is marked optional. Paths must be relative and may not contain the ‘.’ path or start with ‘.’.

false

name

string

Name of the referent. More info: <https://kubernetes.io/docs/concepts/overview/working-with-objects/names/#names>

false

optional

boolean

optional field specify whether the Secret or its key must be defined

false

PostgresCluster.spec.monitoring.pgmonitor.exporter.configuration[index].secret.items[index]   Parent

Maps a string key to a path within a volume.

Name

Type

Description

Required

key

string

key is the key to project.

true

path

string

path is the relative path of the file to map the key to. May not be an absolute path. May not contain the path element ‘.’. May not start with the string ‘.’.

true

mode

integer

mode is Optional: mode bits used to set permissions on this file. Must be an octal value between 0000 and 0777 or a decimal value between 0 and 511. YAML accepts both octal and decimal values, JSON requires decimal values for mode bits. If not specified, the volume defaultMode will be used. This might be in conflict with other options that affect the file mode, like fsGroup, and the result can be other mode bits set.

false

PostgresCluster.spec.monitoring.pgmonitor.exporter.configuration[index].serviceAccountToken   Parent

serviceAccountToken is information about the serviceAccountToken data to project

Name

Type

Description

Required

path

string

path is the path relative to the mount point of the file to project the token into.

true

audience

string

audience is the intended audience of the token. A recipient of a token must identify itself with an identifier specified in the audience of the token, and otherwise should reject the token. The audience defaults to the identifier of the apiserver.

false

expirationSeconds

integer

expirationSeconds is the requested duration of validity of the service account token. As the token approaches expiration, the kubelet volume plugin will proactively rotate the service account token. The kubelet will start trying to rotate the token if the token is older than 80 percent of its time to live or if the token is older than 24 hours.Defaults to 1 hour and must be at least 10 minutes.

false

PostgresCluster.spec.monitoring.pgmonitor.exporter.customTLSSecret   Parent

Projected secret containing custom TLS certificates to encrypt output from the exporter web server

Name

Type

Description

Required

items

[]object

items if unspecified, each key-value pair in the Data field of the referenced Secret will be projected into the volume as a file whose name is the key and content is the value. If specified, the listed keys will be projected into the specified paths, and unlisted keys will not be present. If a key is specified which is not present in the Secret, the volume setup will error unless it is marked optional. Paths must be relative and may not contain the ‘.’ path or start with ‘.’.

false	
name	
string	
Name of the referent. More info: <a href="https://kubernetes.io/docs/concepts/overview/working-with-objects/names/#names">https://kubernetes.io/docs/concepts/overview/working-with-objects/names/#names</a>	
false	
optional	
boolean	
optional field specify whether the Secret or its key must be defined	
false	
PostgresCluster.spec.monitoring.pgmonitor.exporter.customTLSSecret.items[index]	Parent
Maps a string key to a path within a volume.	
Name	
Type	
Description	
Required	
key	
string	
key is the key to project.	
true	
path	
string	
path is the relative path of the file to map the key to. May not be an absolute path. May not contain the path element ‘..’. May not start with the string ‘..’.	
true	
mode	
integer	
mode is Optional: mode bits used to set permissions on this file. Must be an octal value between 0000 and 0777 or a decimal value between 0 and 511. YAML accepts both octal and decimal values, JSON requires decimal values for mode bits. If not specified, the volume defaultMode will be used. This might be in conflict with other options that affect the file mode, like fsGroup, and the result can be other mode bits set.	
false	
PostgresCluster.spec.monitoring.pgmonitor.exporter.resources	Parent
Changing this value causes PostgreSQL and the exporter to restart. More info: <a href="https://kubernetes.io/docs/concepts/configuration/manage-resources-containers">https://kubernetes.io/docs/concepts/configuration/manage-resources-containers</a>	
Name	
Type	
Description	
Required	
limits	
map[string]int or string	
Limits describes the maximum amount of compute resources allowed. More info: <a href="https://kubernetes.io/docs/concepts/configuration/manage-resources-containers/">https://kubernetes.io/docs/concepts/configuration/manage-resources-containers/</a>	
false	
requests	
map[string]int or string	

Requests describes the minimum amount of compute resources required. If Requests is omitted for a container, it defaults to Limits if that is explicitly specified, otherwise to an implementation-defined value. More info: <https://kubernetes.io/docs/concepts/configuration/manage-resources-containers/>

false

PostgresCluster.spec.patroni Parent

Name

Type

Description

Required

dynamicConfiguration

object

Patroni dynamic configuration settings. Changes to this value will be automatically reloaded without validation. Changes to certain PostgreSQL parameters cause PostgreSQL to restart. More info: <https://patroni.readthedocs.io/en/latest/SETTINGS.html>

false

leaderLeaseDurationSeconds

integer

TTL of the cluster leader lock. “Think of it as the length of time before initiation of the automatic failover process.” Changing this value causes PostgreSQL to restart.

false

port

integer

The port on which Patroni should listen. Changing this value causes PostgreSQL to restart.

false

switchover

object

Switchover gives options to perform ad hoc switchovers in a PostgresCluster.

false

syncPeriodSeconds

integer

The interval for refreshing the leader lock and applying dynamicConfiguration. Must be less than leaderLeaseDurationSeconds. Changing this value causes PostgreSQL to restart.

false

PostgresCluster.spec.patroni.switchover Parent

Switchover gives options to perform ad hoc switchovers in a PostgresCluster.

Name

Type

Description

Required

enabled

boolean

Whether or not the operator should allow switchovers in a PostgresCluster

true

targetInstance

string

The instance that should become primary during a switchover. This field is optional when Type is “Switchover” and required when Type is “Failover”. When it is not specified, a healthy replica is automatically selected.

false

type

enum

Type of switchover to perform. Valid options are Switchover and Failover. “Switchover” changes the primary instance of a healthy PostgresCluster. “Failover” forces a particular instance to be primary, regardless of other factors. A TargetInstance must be specified to failover. NOTE: The Failover type is reserved as the “last resort” case.

false

PostgresCluster.spec.proxy Parent

The specification of a proxy that connects to PostgreSQL.

Name

Type

Description

Required

pgBouncer

object

Defines a PgBouncer proxy and connection pooler.

true

PostgresCluster.spec.proxy.pgBouncer Parent

Defines a PgBouncer proxy and connection pooler.

Name

Type

Description

Required

affinity

object

Scheduling constraints of a PgBouncer pod. Changing this value causes PgBouncer to restart. More info: <https://kubernetes.io/docs/concepts/eviction/assign-pod-node>

false

config

object

Configuration settings for the PgBouncer process. Changes to any of these values will be automatically reloaded without validation. Be careful, as you may put PgBouncer into an unusable state. More info: <https://www.pgouncer.org/usage.html#reload>

false

containers

[]object

Custom sidecars for a PgBouncer pod. Changing this value causes PgBouncer to restart.

false

customTLSSecret

object

A secret projection containing a certificate and key with which to encrypt connections to PgBouncer. The “tls.crt”, “tls.key”, and “ca.crt” paths must be PEM-encoded certificates and keys. Changing this value causes PgBouncer to restart. More info: <https://kubernetes.io/docs/concepts/configuration/secret/#projection-of-secret-keys-to-specific-paths>

false

image

string

Name of a container image that can run PgBouncer 1.15 or newer. Changing this value causes PgBouncer to restart. The image may also be set using the RELATED_IMAGE_PGBOUNCER environment variable. More info: <a href="https://kubernetes.io/docs/concepts/containers/image">https://kubernetes.io/docs/concepts/containers/image</a>	false
metadata	
object	
Metadata contains metadata for custom resources	
false	
minAvailable	
int or string	
Minimum number of pods that should be available at a time. Defaults to one when the replicas field is greater than one.	
false	
port	
integer	
Port on which PgBouncer should listen for client connections. Changing this value causes PgBouncer to restart.	
false	
priorityClassName	
string	
Priority class name for the pgBouncer pod. Changing this value causes PostgreSQL to restart. More info: <a href="https://kubernetes.io/docs/concepts/scheduling-eviction/pod-priority-preemption/">https://kubernetes.io/docs/concepts/scheduling-eviction/pod-priority-preemption/</a>	
false	
replicas	
integer	
Number of desired PgBouncer pods.	
false	
resources	
object	
Compute resources of a PgBouncer container. Changing this value causes PgBouncer to restart. More info: <a href="https://kubernetes.io/docs/concepts/scheduling-eviction/limitrange-constraints/">https://kubernetes.io/docs/concepts/scheduling-eviction/limitrange-constraints/</a>	
false	
service	
object	
Specification of the service that exposes PgBouncer.	
false	
sidecars	
object	
Configuration for pgBouncer sidecar containers	
false	
tolerations	
[]object	
Tolerations of a PgBouncer pod. Changing this value causes PgBouncer to restart. More info: <a href="https://kubernetes.io/docs/concepts/scheduling-eviction/taint-and-toleration/">https://kubernetes.io/docs/concepts/scheduling-eviction/taint-and-toleration/</a>	
false	
topologySpreadConstraints	
[]object	
Topology spread constraints of a PgBouncer pod. Changing this value causes PgBouncer to restart. More info: <a href="https://kubernetes.io/docs/concepts/scheduling-eviction/topology-spread-constraints/">https://kubernetes.io/docs/concepts/scheduling-eviction/topology-spread-constraints/</a>	

false	
PostgresCluster.spec.proxy.pgBouncer.affinity	Parent
Scheduling constraints of a PgBouncer pod. Changing this value causes PgBouncer to restart. More info: <a href="https://kubernetes.io/docs/concepts/eviction/assign-pod-node">https://kubernetes.io/docs/concepts/eviction/assign-pod-node</a>	
Name	
Type	
Description	
Required	
nodeAffinity	
object	
Describes node affinity scheduling rules for the pod.	
false	
podAffinity	
object	
Describes pod affinity scheduling rules (e.g. co-locate this pod in the same node, zone, etc. as some other pod(s)).	
false	
podAntiAffinity	
object	
Describes pod anti-affinity scheduling rules (e.g. avoid putting this pod in the same node, zone, etc. as some other pod(s)).	
false	
PostgresCluster.spec.proxy.pgBouncer.affinity.nodeAffinity	Parent
Describes node affinity scheduling rules for the pod.	
Name	
Type	
Description	
Required	
preferredDuringSchedulingIgnoredDuringExecution	
[]object	
The scheduler will prefer to schedule pods to nodes that satisfy the affinity expressions specified by this field, but it may choose a node that violates one or more of the expressions. The node that is most preferred is the one with the greatest sum of weights, i.e. for each node that meets all of the scheduling requirements (resource request, requiredDuringScheduling affinity expressions, etc.), compute a sum by iterating through the elements of this field and adding “weight” to the sum if the node matches the corresponding matchExpressions; the node(s) with the highest sum are the most preferred.	
false	
requiredDuringSchedulingIgnoredDuringExecution	
object	
If the affinity requirements specified by this field are not met at scheduling time, the pod will not be scheduled onto the node. If the affinity requirements specified by this field cease to be met at some point during pod execution (e.g. due to an update), the system may or may not try to eventually evict the pod from its node.	
false	
PostgresCluster.spec.proxy.pgBouncer.affinity.nodeAffinity.preferredDuringSchedulingIgnoredDuringExecution[index]	Parent
An empty preferred scheduling term matches all objects with implicit weight 0 (i.e. it’s a no-op). A null preferred scheduling term matches no objects (i.e. is also a no-op).	
Name	
Type	
Description	



Required	
preference	
object	
A node selector term, associated with the corresponding weight.	
true	
weight	
integer	
Weight associated with matching the corresponding nodeSelectorTerm, in the range 1-100.	
true	
PostgresCluster.spec.proxy.pgBouncer.affinity.nodeAffinity.preferredDuringSchedulingIgnoredDuringExecution[index].preference	Parent
A node selector term, associated with the corresponding weight.	
Name	
Type	
Description	
Required	
matchExpressions	
[]object	
A list of node selector requirements by node's labels.	
false	
matchFields	
[]object	
A list of node selector requirements by node's fields.	
false	
PostgresCluster.spec.proxy.pgBouncer.affinity.nodeAffinity.preferredDuringSchedulingIgnoredDuringExecution[index].preference.matchExpressions	Parent
A node selector requirement is a selector that contains values, a key, and an operator that relates the key and values.	
Name	
Type	
Description	
Required	
key	
string	
The label key that the selector applies to.	
true	
operator	
string	
Represents a key's relationship to a set of values. Valid operators are In, NotIn, Exists, DoesNotExist. Gt, and Lt.	
true	
values	
[]string	
An array of string values. If the operator is In or NotIn, the values array must be non-empty. If the operator is Exists or DoesNotExist, the values array must be empty. If the operator is Gt or Lt, the values array must have a single element, which will be interpreted as an integer. This array is replaced during a strategic merge patch.	
false	

PostgresCluster.spec.proxy.pgBouncer.affinity.nodeAffinity.preferredDuringSchedulingIgnoredDuringExecution[index].preference.matchFields	Parent
A node selector requirement is a selector that contains values, a key, and an operator that relates the key and values.	
Name	
Type	
Description	
Required	
key	
string	
The label key that the selector applies to.	
true	
operator	
string	
Represents a key’s relationship to a set of values. Valid operators are In, NotIn, Exists, DoesNotExist. Gt, and Lt.	
true	
values	
[]string	
An array of string values. If the operator is In or NotIn, the values array must be non-empty. If the operator is Exists or DoesNotExist, the values array must be empty. If the operator is Gt or Lt, the values array must have a single element, which will be interpreted as an integer. This array is replaced during a strategic merge patch.	
false	

PostgresCluster.spec.proxy.pgBouncer.affinity.nodeAffinity.requiredDuringSchedulingIgnoredDuringExecution    Parent

If the affinity requirements specified by this field are not met at scheduling time, the pod will not be scheduled onto the node. If the affinity requirements specified by this field cease to be met at some point during pod execution (e.g. due to an update), the system may or may not try to eventually evict the pod from its node.

Name
Type
Description
Required
nodeSelectorTerms
[]object

Required. A list of node selector terms. The terms are ORed.

true
PostgresCluster.spec.proxy.pgBouncer.affinity.nodeAffinity.requiredDuringSchedulingIgnoredDuringExecution.nodeSelectorTerms[index]
Parent

A null or empty node selector term matches no objects. The requirements of them are ANDed. The TopologySelectorTerm type implements a subset of the NodeSelectorTerm.

Name
Type
Description
Required
matchExpressions
[]object

A list of node selector requirements by node’s labels.

false
matchFields

object	
A list of node selector requirements by node's fields.	
false	
PostgresCluster.spec.proxy.pgBouncer.affinity.nodeAffinity.requiredDuringSchedulingIgnoredDuringExecution.nodeSelectorTerms[index].matchExpressions	Parent
A node selector requirement is a selector that contains values, a key, and an operator that relates the key and values.	
Name	
Type	
Description	
Required	
key	
string	
The label key that the selector applies to.	
true	
operator	
string	
Represents a key's relationship to a set of values. Valid operators are In, NotIn, Exists, DoesNotExist. Gt, and Lt.	
true	
values	
string	
An array of string values. If the operator is In or NotIn, the values array must be non-empty. If the operator is Exists or DoesNotExist, the values array must be empty. If the operator is Gt or Lt, the values array must have a single element, which will be interpreted as an integer. This array is replaced during a strategic merge patch.	
false	
PostgresCluster.spec.proxy.pgBouncer.affinity.nodeAffinity.requiredDuringSchedulingIgnoredDuringExecution.nodeSelectorTerms[index].matchExpressions	Parent
A node selector requirement is a selector that contains values, a key, and an operator that relates the key and values.	
Name	
Type	
Description	
Required	
key	
string	
The label key that the selector applies to.	
true	
operator	
string	
Represents a key's relationship to a set of values. Valid operators are In, NotIn, Exists, DoesNotExist. Gt, and Lt.	
true	
values	
string	
An array of string values. If the operator is In or NotIn, the values array must be non-empty. If the operator is Exists or DoesNotExist, the values array must be empty. If the operator is Gt or Lt, the values array must have a single element, which will be interpreted as an integer. This array is replaced during a strategic merge patch.	
false	
PostgresCluster.spec.proxy.pgBouncer.affinity.podAffinity	Parent

Describes pod affinity scheduling rules (e.g. co-locate this pod in the same node, zone, etc. as some other pod(s)).

Name

Type

Description

Required

preferredDuringSchedulingIgnoredDuringExecution

[]object

The scheduler will prefer to schedule pods to nodes that satisfy the affinity expressions specified by this field, but it may choose a node that violates one or more of the expressions. The node that is most preferred is the one with the greatest sum of weights, i.e. for each node that meets all of the scheduling requirements (resource request, requiredDuringScheduling affinity expressions, etc.), compute a sum by iterating through the elements of this field and adding “weight” to the sum if the node has pods which matches the corresponding podAffinityTerm; the node(s) with the highest sum are the most preferred.

false

requiredDuringSchedulingIgnoredDuringExecution

[]object

If the affinity requirements specified by this field are not met at scheduling time, the pod will not be scheduled onto the node. If the affinity requirements specified by this field cease to be met at some point during pod execution (e.g. due to a pod label update), the system may or may not try to eventually evict the pod from its node. When there are multiple elements, the lists of nodes corresponding to each podAffinityTerm are intersected, i.e. all terms must be satisfied.

false

PostgresCluster.spec.proxy.pgBouncer.affinity.podAffinity.preferredDuringSchedulingIgnoredDuringExecution[index] Parent

The weights of all of the matched WeightedPodAffinityTerm fields are added per-node to find the most preferred node(s)

Name

Type

Description

Required

podAffinityTerm

object

Required. A pod affinity term, associated with the corresponding weight.

true

weight

integer

weight associated with matching the corresponding podAffinityTerm, in the range 1-100.

true

PostgresCluster.spec.proxy.pgBouncer.affinity.podAffinity.preferredDuringSchedulingIgnoredDuringExecution[index].podAffinityTerm Parent

Required. A pod affinity term, associated with the corresponding weight.

Name

Type

Description

Required

topologyKey

string

This pod should be co-located (affinity) or not co-located (anti-affinity) with the pods matching the labelSelector in the specified namespaces, where co-located is defined as running on a node whose value of the label with key topologyKey matches that of any node on which any of the selected pods is running. Empty topologyKey is not allowed.

true

labelSelector

object

A label query over a set of resources, in this case pods.

false

namespaceSelector

object

A label query over the set of namespaces that the term applies to. The term is applied to the union of the namespaces selected by this field and the ones listed in the namespaces field. null selector and null or empty namespaces list means “this pod’s namespace”. An empty selector ({}) matches all namespaces.

false

namespaces

[]string

namespaces specifies a static list of namespace names that the term applies to. The term is applied to the union of the namespaces listed in this field and the ones selected by namespaceSelector. null or empty namespaces list and null namespaceSelector means “this pod’s namespace”.

false

PostgresCluster.spec.proxy.pgBouncer.affinity.podAffinity.preferredDuringSchedulingIgnoredDuringExecution[index].podAffinityTerm.labels.Parent

A label query over a set of resources, in this case pods.

Name

Type

Description

Required

matchExpressions

[]object

matchExpressions is a list of label selector requirements. The requirements are ANDed.

false

matchLabels

map[string]string

matchLabels is a map of {key,value} pairs. A single {key,value} in the matchLabels map is equivalent to an element of matchExpressions, whose key field is “key”, the operator is “In”, and the values array contains only “value”. The requirements are ANDed.

false

PostgresCluster.spec.proxy.pgBouncer.affinity.podAffinity.preferredDuringSchedulingIgnoredDuringExecution[index].podAffinityTerm.labels.Parent

A label selector requirement is a selector that contains values, a key, and an operator that relates the key and values.

Name

Type

Description

Required

key

string

key is the label key that the selector applies to.

true

operator

string

operator represents a key’s relationship to a set of values. Valid operators are In, NotIn, Exists and DoesNotExist.

true
values
[]string
values is an array of string values. If the operator is In or NotIn, the values array must be non-empty. If the operator is Exists or DoesNotExist, the values array must be empty. This array is replaced during a strategic merge patch.
false
PostgresCluster.spec.proxy.pgBouncer.affinity.podAffinity.preferredDuringSchedulingIgnoredDuringExecution[index].podAffinityTerm.nameParent
A label query over the set of namespaces that the term applies to. The term is applied to the union of the namespaces selected by this field and the ones listed in the namespaces field. null selector and null or empty namespaces list means “this pod’s namespace”. An empty selector ({}) matches all namespaces.
Name
Type
Description
Required
matchExpressions
[]object
matchExpressions is a list of label selector requirements. The requirements are ANDed.
false
matchLabels
map[string]string
matchLabels is a map of {key,value} pairs. A single {key,value} in the matchLabels map is equivalent to an element of matchExpressions, whose key field is “key”, the operator is “In”, and the values array contains only “value”. The requirements are ANDed.
false
PostgresCluster.spec.proxy.pgBouncer.affinity.podAffinity.preferredDuringSchedulingIgnoredDuringExecution[index].podAffinityTerm.nameParent
A label selector requirement is a selector that contains values, a key, and an operator that relates the key and values.
Name
Type
Description
Required
key
string
key is the label key that the selector applies to.
true
operator
string
operator represents a key’s relationship to a set of values. Valid operators are In, NotIn, Exists and DoesNotExist.
true
values
[]string
values is an array of string values. If the operator is In or NotIn, the values array must be non-empty. If the operator is Exists or DoesNotExist, the values array must be empty. This array is replaced during a strategic merge patch.
false
PostgresCluster.spec.proxy.pgBouncer.affinity.podAffinity.requiredDuringSchedulingIgnoredDuringExecution[index]Parent

Defines a set of pods (namely those matching the labelSelector relative to the given namespace(s)) that this pod should be co-located (affinity) or not co-located (anti-affinity) with, where co-located is defined as running on a node whose value of the label with key matches that of any node on which a pod of the set of pods is running

Name

Type

Description

Required

topologyKey

string

This pod should be co-located (affinity) or not co-located (anti-affinity) with the pods matching the labelSelector in the specified namespaces, where co-located is defined as running on a node whose value of the label with key topologyKey matches that of any node on which any of the selected pods is running. Empty topologyKey is not allowed.

true

labelSelector

object

A label query over a set of resources, in this case pods.

false

namespaceSelector

object

A label query over the set of namespaces that the term applies to. The term is applied to the union of the namespaces selected by this field and the ones listed in the namespaces field. null selector and null or empty namespaces list means “this pod’s namespace”. An empty selector ({} ) matches all namespaces.

false

namespaces

[]string

namespaces specifies a static list of namespace names that the term applies to. The term is applied to the union of the namespaces listed in this field and the ones selected by namespaceSelector. null or empty namespaces list and null namespaceSelector means “this pod’s namespace”.

false

PostgresCluster.spec.proxy.pgBouncer.affinity.podAffinity.requiredDuringSchedulingIgnoredDuringExecution[index].labelSelector Parent

A label query over a set of resources, in this case pods.

Name

Type

Description

Required

matchExpressions

[]object

matchExpressions is a list of label selector requirements. The requirements are ANDed.

false

matchLabels

map[string]string

matchLabels is a map of {key,value} pairs. A single {key,value} in the matchLabels map is equivalent to an element of matchExpressions, whose key field is “key”, the operator is “In”, and the values array contains only “value”. The requirements are ANDed.

false

PostgresCluster.spec.proxy.pgBouncer.affinity.podAffinity.requiredDuringSchedulingIgnoredDuringExecution[index].labelSelector.matchExp Parent

A label selector requirement is a selector that contains values, a key, and an operator that relates the key and values.

Name
Type
Description
Required
key
string
key is the label key that the selector applies to.
true
operator
string
operator represents a key’s relationship to a set of values. Valid operators are In, NotIn, Exists and DoesNotExist.
true
values
[]string
values is an array of string values. If the operator is In or NotIn, the values array must be non-empty. If the operator is Exists or DoesNotExist, the values array must be empty. This array is replaced during a strategic merge patch.
false
PostgresCluster.spec.proxy.pgBouncer.affinity.podAffinity.requiredDuringSchedulingIgnoredDuringExecution[index].namespaceSelector
Parent
A label query over the set of namespaces that the term applies to. The term is applied to the union of the namespaces selected by this field and the ones listed in the namespaces field. null selector and null or empty namespaces list means “this pod’s namespace”. An empty selector ({}) matches all namespaces.
Name
Type
Description
Required
matchExpressions
[]object
matchExpressions is a list of label selector requirements. The requirements are ANDed.
false
matchLabels
map[string]string
matchLabels is a map of {key,value} pairs. A single {key,value} in the matchLabels map is equivalent to an element of matchExpressions, whose key field is “key”, the operator is “In”, and the values array contains only “value”. The requirements are ANDed.
false
PostgresCluster.spec.proxy.pgBouncer.affinity.podAffinity.requiredDuringSchedulingIgnoredDuringExecution[index].namespaceSelector.matchLabels
Parent
A label selector requirement is a selector that contains values, a key, and an operator that relates the key and values.
Name
Type
Description
Required
key
string
key is the label key that the selector applies to.
true



operator  
string  
operator represents a key’s relationship to a set of values. Valid operators are In, NotIn, Exists and DoesNotExist.  
true  
values  
[]string  
values is an array of string values. If the operator is In or NotIn, the values array must be non-empty. If the operator is Exists or DoesNotExist, the values array must be empty. This array is replaced during a strategic merge patch.  
false

PostgresCluster.spec.proxy.pgBouncer.affinity.podAntiAffinity Parent

Describes pod anti-affinity scheduling rules (e.g. avoid putting this pod in the same node, zone, etc. as some other pod(s)).

Name  
Type  
Description  
Required  
preferredDuringSchedulingIgnoredDuringExecution

[]object  
The scheduler will prefer to schedule pods to nodes that satisfy the anti-affinity expressions specified by this field, but it may choose a node that violates one or more of the expressions. The node that is most preferred is the one with the greatest sum of weights, i.e. for each node that meets all of the scheduling requirements (resource request, requiredDuringScheduling anti-affinity expressions, etc.), compute a sum by iterating through the elements of this field and adding “weight” to the sum if the node has pods which matches the corresponding podAffinityTerm; the node(s) with the highest sum are the most preferred.

false  
requiredDuringSchedulingIgnoredDuringExecution

[]object  
If the anti-affinity requirements specified by this field are not met at scheduling time, the pod will not be scheduled onto the node. If the anti-affinity requirements specified by this field cease to be met at some point during pod execution (e.g. due to a pod label update), the system may or may not try to eventually evict the pod from its node. When there are multiple elements, the lists of nodes corresponding to each podAffinityTerm are intersected, i.e. all terms must be satisfied.

false  
PostgresCluster.spec.proxy.pgBouncer.affinity.podAntiAffinity.preferredDuringSchedulingIgnoredDuringExecution[index] Parent

The weights of all of the matched WeightedPodAffinityTerm fields are added per-node to find the most preferred node(s)

Name  
Type  
Description  
Required  
podAffinityTerm

object  
Required. A pod affinity term, associated with the corresponding weight.

true  
weight  
integer  
weight associated with matching the corresponding podAffinityTerm, in the range 1-100.

true  
PostgresCluster.spec.proxy.pgBouncer.affinity.podAntiAffinity.preferredDuringSchedulingIgnoredDuringExecution[index].podAffinityTerm Parent

Required. A pod affinity term, associated with the corresponding weight.

Name
Type
Description
Required
topologyKey
string
This pod should be co-located (affinity) or not co-located (anti-affinity) with the pods matching the labelSelector in the specified namespaces, where co-located is defined as running on a node whose value of the label with key topologyKey matches that of any node on which any of the selected pods is running. Empty topologyKey is not allowed.
true
labelSelector
object
A label query over a set of resources, in this case pods.
false
namespaceSelector
object
A label query over the set of namespaces that the term applies to. The term is applied to the union of the namespaces selected by this field and the ones listed in the namespaces field. null selector and null or empty namespaces list means “this pod’s namespace”. An empty selector ({}) matches all namespaces.
false
namespaces
[]string
namespaces specifies a static list of namespace names that the term applies to. The term is applied to the union of the namespaces listed in this field and the ones selected by namespaceSelector. null or empty namespaces list and null namespaceSelector means “this pod’s namespace”.
false
PostgresCluster.spec.proxy.pgBouncer.affinity.podAntiAffinity.preferredDuringSchedulingIgnoredDuringExecution[index].podAffinityTerm.labelSelector
Parent
A label query over a set of resources, in this case pods.
Name
Type
Description
Required
matchExpressions
[]object
matchExpressions is a list of label selector requirements. The requirements are ANDed.
false
matchLabels
map[string]string
matchLabels is a map of {key,value} pairs. A single {key,value} in the matchLabels map is equivalent to an element of matchExpressions, whose key field is “key”, the operator is “In”, and the values array contains only “value”. The requirements are ANDed.
false
PostgresCluster.spec.proxy.pgBouncer.affinity.podAntiAffinity.preferredDuringSchedulingIgnoredDuringExecution[index].podAffinityTerm.labelSelector
Parent
A label selector requirement is a selector that contains values, a key, and an operator that relates the key and values.
Name
Type

Description
Required
key
string
key is the label key that the selector applies to.
true
operator
string
operator represents a key’s relationship to a set of values. Valid operators are In, NotIn, Exists and DoesNotExist.
true
values
[]string
values is an array of string values. If the operator is In or NotIn, the values array must be non-empty. If the operator is Exists or DoesNotExist, the values array must be empty. This array is replaced during a strategic merge patch.
false

PostgresCluster.spec.proxy.pgBouncer.affinity.podAntiAffinity.preferredDuringSchedulingIgnoredDuringExecution[index].podAffinityTerm.requiredDuringSchedulingIgnoredDuringExecution

Parent

A label query over the set of namespaces that the term applies to. The term is applied to the union of the namespaces selected by this field and the ones listed in the namespaces field. null selector and null or empty namespaces list means “this pod’s namespace”. An empty selector ({} ) matches all namespaces.

Name
Type
Description
Required
matchExpressions
[]object
matchExpressions is a list of label selector requirements. The requirements are ANDed.
false
matchLabels
map[string]string
matchLabels is a map of {key,value} pairs. A single {key,value} in the matchLabels map is equivalent to an element of matchExpressions, whose key field is “key”, the operator is “In”, and the values array contains only “value”. The requirements are ANDed.
false
PostgresCluster.spec.proxy.pgBouncer.affinity.podAntiAffinity.preferredDuringSchedulingIgnoredDuringExecution[index].podAffinityTerm.requiredDuringSchedulingIgnoredDuringExecution
Parent

A label selector requirement is a selector that contains values, a key, and an operator that relates the key and values.

Name
Type
Description
Required
key
string
key is the label key that the selector applies to.
true
operator
string

operator represents a key’s relationship to a set of values. Valid operators are In, NotIn, Exists and DoesNotExist.

true

values

[]string

values is an array of string values. If the operator is In or NotIn, the values array must be non-empty. If the operator is Exists or DoesNotExist, the values array must be empty. This array is replaced during a strategic merge patch.

false

PostgresCluster.spec.proxy.pgBouncer.affinity.podAntiAffinity.requiredDuringSchedulingIgnoredDuringExecution[index] Parent

Defines a set of pods (namely those matching the labelSelector relative to the given namespace(s)) that this pod should be co-located (affinity) or not co-located (anti-affinity) with, where co-located is defined as running on a node whose value of the label with key matches that of any node on which a pod of the set of pods is running

Name

Type

Description

Required

topologyKey

string

This pod should be co-located (affinity) or not co-located (anti-affinity) with the pods matching the labelSelector in the specified namespaces, where co-located is defined as running on a node whose value of the label with key topologyKey matches that of any node on which any of the selected pods is running. Empty topologyKey is not allowed.

true

labelSelector

object

A label query over a set of resources, in this case pods.

false

namespaceSelector

object

A label query over the set of namespaces that the term applies to. The term is applied to the union of the namespaces selected by this field and the ones listed in the namespaces field. null selector and null or empty namespaces list means “this pod’s namespace”. An empty selector ({}) matches all namespaces.

false

namespaces

[]string

namespaces specifies a static list of namespace names that the term applies to. The term is applied to the union of the namespaces listed in this field and the ones selected by namespaceSelector. null or empty namespaces list and null namespaceSelector means “this pod’s namespace”.

false

PostgresCluster.spec.proxy.pgBouncer.affinity.podAntiAffinity.requiredDuringSchedulingIgnoredDuringExecution[index].labelSelector Parent

A label query over a set of resources, in this case pods.

Name

Type

Description

Required

matchExpressions

[]object

matchExpressions is a list of label selector requirements. The requirements are ANDed.

false

matchLabels

map[string]string

matchLabels is a map of {key,value} pairs. A single {key,value} in the matchLabels map is equivalent to an element of matchExpressions, whose key field is “key”, the operator is “In”, and the values array contains only “value”. The requirements are ANDed.

false

PostgresCluster.spec.proxy.pgBouncer.affinity.podAntiAffinity.requiredDuringSchedulingIgnoredDuringExecution[index].labelSelector.matchParent

A label selector requirement is a selector that contains values, a key, and an operator that relates the key and values.

Name

Type

Description

Required

key

string

key is the label key that the selector applies to.

true

operator

string

operator represents a key’s relationship to a set of values. Valid operators are In, NotIn, Exists and DoesNotExist.

true

values

[]string

values is an array of string values. If the operator is In or NotIn, the values array must be non-empty. If the operator is Exists or DoesNotExist, the values array must be empty. This array is replaced during a strategic merge patch.

false

PostgresCluster.spec.proxy.pgBouncer.affinity.podAntiAffinity.requiredDuringSchedulingIgnoredDuringExecution[index].namespaceSelector.matchParent

A label query over the set of namespaces that the term applies to. The term is applied to the union of the namespaces selected by this field and the ones listed in the namespaces field. null selector and null or empty namespaces list means “this pod’s namespace”. An empty selector ({}) matches all namespaces.

Name

Type

Description

Required

matchExpressions

[]object

matchExpressions is a list of label selector requirements. The requirements are ANDed.

false

matchLabels

map[string]string

matchLabels is a map of {key,value} pairs. A single {key,value} in the matchLabels map is equivalent to an element of matchExpressions, whose key field is “key”, the operator is “In”, and the values array contains only “value”. The requirements are ANDed.

false

PostgresCluster.spec.proxy.pgBouncer.affinity.podAntiAffinity.requiredDuringSchedulingIgnoredDuringExecution[index].namespaceSelector.matchParent

A label selector requirement is a selector that contains values, a key, and an operator that relates the key and values.

Name

Type

Description

Required

key

string

key is the label key that the selector applies to.

true

operator

string

operator represents a key’s relationship to a set of values. Valid operators are In, NotIn, Exists and DoesNotExist.

true

values

[]string

values is an array of string values. If the operator is In or NotIn, the values array must be non-empty. If the operator is Exists or DoesNotExist, the values array must be empty. This array is replaced during a strategic merge patch.

false

PostgresCluster.spec.proxy.pgBouncer.config Parent

Configuration settings for the PgBouncer process. Changes to any of these values will be automatically reloaded without validation. Be careful, as you may put PgBouncer into an unusable state. More info: <https://www.pgbouncer.org/usage.html#reload>

Name

Type

Description

Required

databases

map[string]string

PgBouncer database definitions. The key is the database requested by a client while the value is a libpq-styled connection string. The special key “\*” acts as a fallback. When this field is empty, PgBouncer is configured with a single “\*” entry that connects to the primary PostgreSQL instance. More info: <https://www.pgbouncer.org/config.html#section-databases>

false

files

[]object

Files to mount under “/etc/pgbouncer”. When specified, settings in the “pgbouncer.ini” file are loaded before all others. From there, other files may be included by absolute path. Changing these references causes PgBouncer to restart, but changes to the file contents are automatically reloaded. More info: <https://www.pgbouncer.org/config.html#include-directive>

false

global

map[string]string

Settings that apply to the entire PgBouncer process. More info: <https://www.pgbouncer.org/config.html>

false

users

map[string]string

Connection settings specific to particular users. More info: <https://www.pgbouncer.org/config.html#section-users>

false

PostgresCluster.spec.proxy.pgBouncer.config.files[index] Parent

Projection that may be projected along with other supported volume types

Name

Type

Description

Required

configMap

object

configMap information about the configMap data to project

false

downwardAPI

object

downwardAPI information about the downwardAPI data to project

false

secret

object

secret information about the secret data to project

false

serviceAccountToken

object

serviceAccountToken is information about the serviceAccountToken data to project

false

PostgresCluster.spec.proxy.pgBouncer.config.files[index].configMap   Parent

configMap information about the configMap data to project

Name

Type

Description

Required

items

[]object

items if unspecified, each key-value pair in the Data field of the referenced ConfigMap will be projected into the volume as a file whose name is the key and content is the value. If specified, the listed keys will be projected into the specified paths, and unlisted keys will not be present. If a key is specified which is not present in the ConfigMap, the volume setup will error unless it is marked optional. Paths must be relative and may not contain the ‘.’ path or start with ‘.’.

false

name

string

Name of the referent. More info: <https://kubernetes.io/docs/concepts/overview/working-with-objects/names/#names>

false

optional

boolean

optional specify whether the ConfigMap or its keys must be defined

false

PostgresCluster.spec.proxy.pgBouncer.config.files[index].configMap.items[index]   Parent

Maps a string key to a path within a volume.

Name

Type	
Description	
Required	
key	
string	
key is the key to project.	
true	
path	
string	
path is the relative path of the file to map the key to. May not be an absolute path. May not contain the path element ‘..’ May not start with the string ‘..’	
true	
mode	
integer	
mode is Optional: mode bits used to set permissions on this file. Must be an octal value between 0000 and 0777 or a decimal value between 0 and 511. YAML accepts both octal and decimal values, JSON requires decimal values for mode bits. If not specified, the volume defaultMode will be used. This might be in conflict with other options that affect the file mode, like fsGroup, and the result can be other mode bits set.	
false	
PostgresCluster.spec.proxy.pgBouncer.config.files[index].downwardAPI	Parent
downwardAPI information about the downwardAPI data to project	
Name	
Type	
Description	
Required	
items	
[]object	
Items is a list of DownwardAPIVolume file	
false	
PostgresCluster.spec.proxy.pgBouncer.config.files[index].downwardAPI.items[index]	Parent
DownwardAPIVolumeFile represents information to create the file containing the pod field	
Name	
Type	
Description	
Required	
path	
string	
Required: Path is the relative path name of the file to be created. Must not be absolute or contain the ‘..’ path. Must be utf-8 encoded. The first item of the relative path must not start with ‘..’	
true	
fieldRef	
object	
Required: Selects a field of the pod: only annotations, labels, name and namespace are supported.	
false	
mode	



integer	
Optional: mode bits used to set permissions on this file, must be an octal value between 0000 and 0777 or a decimal value between 0 and 511. YAML accepts both octal and decimal values, JSON requires decimal values for mode bits. If not specified, the volume defaultMode will be used. This might be in conflict with other options that affect the file mode, like fsGroup, and the result can be other mode bits set.	
false	
resourceFieldRef	
object	
Selects a resource of the container: only resources limits and requests (limits.cpu, limits.memory, requests.cpu and requests.memory) are currently supported.	
false	
PostgresCluster.spec.proxy.pgBouncer.config.files[index].downwardAPI.items[index].fieldRef	Parent
Required: Selects a field of the pod: only annotations, labels, name and namespace are supported.	
Name	
Type	
Description	
Required	
fieldPath	
string	
Path of the field to select in the specified API version.	
true	
apiVersion	
string	
Version of the schema the FieldPath is written in terms of, defaults to “v1”.	
false	
PostgresCluster.spec.proxy.pgBouncer.config.files[index].downwardAPI.items[index].resourceFieldRef	Parent
Selects a resource of the container: only resources limits and requests (limits.cpu, limits.memory, requests.cpu and requests.memory) are currently supported.	
Name	
Type	
Description	
Required	
resource	
string	
Required: resource to select	
true	
containerName	
string	
Container name: required for volumes, optional for env vars	
false	
divisor	
int or string	
Specifies the output format of the exposed resources, defaults to “1”	
false	
PostgresCluster.spec.proxy.pgBouncer.config.files[index].secret	Parent
secret information about the secret data to project	

Name
Type
Description
Required
items
[]object
items if unspecified, each key-value pair in the Data field of the referenced Secret will be projected into the volume as a file whose name is the key and content is the value. If specified, the listed keys will be projected into the specified paths, and unlisted keys will not be present. If a key is specified which is not present in the Secret, the volume setup will error unless it is marked optional. Paths must be relative and may not contain the ‘.’ path or start with ‘.’.
false
name
string
Name of the referent. More info: <a href="https://kubernetes.io/docs/concepts/overview/working-with-objects/names/#names">https://kubernetes.io/docs/concepts/overview/working-with-objects/names/#names</a>
false
optional
boolean
optional field specify whether the Secret or its key must be defined
false
PostgresCluster.spec.proxy.pgBouncer.config.files[index].secret.items[index]   Parent
Maps a string key to a path within a volume.
Name
Type
Description
Required
key
string
key is the key to project.
true
path
string
path is the relative path of the file to map the key to. May not be an absolute path. May not contain the path element ‘.’. May not start with the string ‘.’.
true
mode
integer
mode is Optional: mode bits used to set permissions on this file. Must be an octal value between 0000 and 0777 or a decimal value between 0 and 511. YAML accepts both octal and decimal values, JSON requires decimal values for mode bits. If not specified, the volume defaultMode will be used. This might be in conflict with other options that affect the file mode, like fsGroup, and the result can be other mode bits set.
false
PostgresCluster.spec.proxy.pgBouncer.config.files[index].serviceAccountToken   Parent
serviceAccountToken is information about the serviceAccountToken data to project
Name
Type
Description

Required

path

string

path is the path relative to the mount point of the file to project the token into.

true

audience

string

audience is the intended audience of the token. A recipient of a token must identify itself with an identifier specified in the audience of the token, and otherwise should reject the token. The audience defaults to the identifier of the apiserver.

false

expirationSeconds

integer

expirationSeconds is the requested duration of validity of the service account token. As the token approaches expiration, the kubelet volume plugin will proactively rotate the service account token. The kubelet will start trying to rotate the token if the token is older than 80 percent of its time to live or if the token is older than 24 hours.Defaults to 1 hour and must be at least 10 minutes.

false

PostgresCluster.spec.proxy.pgBouncer.containers[index] Parent

A single application container that you want to run within a pod.

Name

Type

Description

Required

name

string

Name of the container specified as a DNS\_LABEL. Each container in a pod must have a unique name (DNS\_LABEL). Cannot be updated.

true

args

[]string

Arguments to the entrypoint. The container image’s CMD is used if this is not provided. Variable references (*VAR\_NAME*) are expanded using *envsubst* (see <https://github.com/mitchellh/envsubst> for details). The expanded variable references are reduced to a single `string`, which allows for escaping the `(VAR_NAME)` syntax: i.e. “`(VAR_NAME)`” will produce the string literal `(VAR_NAME)`. Escaped references will never be expanded, regardless of whether the variable exists or not. Cannot be updated. More info: <https://kubernetes.io/docs/tasks/inject-data-application/define-command-argument-container/#running-a-command-in-a-shell>

false

command

[]string

Entrypoint array. Not executed within a shell. The container image’s ENTRYPOINT is used if this is not provided. Variable references (*VAR\_NAME*) are expanded using the container’s environment. If a variable cannot be resolved, the reference in the input string will be unchanged. Escaped references will never be expanded, regardless of whether the variable exists or not. Cannot be updated. More info: <https://kubernetes.io/docs/tasks/inject-data-application/define-command-argument-container/#running-a-command-in-a-shell>

false

env

[]object

List of environment variables to set in the container. Cannot be updated.

false

envFrom

[]object

List of sources to populate environment variables in the container. The keys defined within a source must be a C\_IDENTIFIER. All invalid keys will be reported as an event when the container is starting. When a key exists in multiple sources, the value associated with the last source will take precedence. Values defined by an Env with a duplicate key will take precedence. Cannot be updated.

false

image

string

Container image name. More info: <https://kubernetes.io/docs/concepts/containers/images> This field is optional to allow higher level config management to default or override container images in workload controllers like Deployments and StatefulSets.

false

imagePullPolicy

string

Image pull policy. One of Always, Never, IfNotPresent. Defaults to Always if :latest tag is specified, or IfNotPresent otherwise. Cannot be updated. More info: <https://kubernetes.io/docs/concepts/containers/images#updating-images>

false

lifecycle

object

Actions that the management system should take in response to container lifecycle events. Cannot be updated.

false

livenessProbe

object

Periodic probe of container liveness. Container will be restarted if the probe fails. Cannot be updated. More info: <https://kubernetes.io/docs/lifecycle#container-probes>

false

ports

[]object

List of ports to expose from the container. Exposing a port here gives the system additional information about the network connections a container uses, but is primarily informational. Not specifying a port here DOES NOT prevent that port from being exposed. Any port which is listening on the default “0.0.0.0” address inside a container will be accessible from the network. Cannot be updated.

false

readinessProbe

object

Periodic probe of container service readiness. Container will be removed from service endpoints if the probe fails. Cannot be updated. More info: <https://kubernetes.io/docs/concepts/workloads/pods/pod-lifecycle#container-probes>

false

resources

object

Compute Resources required by this container. Cannot be updated. More info: <https://kubernetes.io/docs/concepts/configuration/manage-resources-containers/>

false

securityContext

object

SecurityContext defines the security options the container should be run with. If set, the fields of SecurityContext override the equivalent fields of PodSecurityContext. More info: <https://kubernetes.io/docs/tasks/configure-pod-container/security-context/>

false

startupProbe

object

StartupProbe indicates that the Pod has successfully initialized. If specified, no other probes are executed until this completes successfully. If this probe fails, the Pod will be restarted, just as if the livenessProbe failed. This can be used to provide different probe parameters at the beginning of a Pod’s lifecycle, when it might take a long time to load data or warm a cache, than during steady-state operation. This cannot be updated. More info: <https://kubernetes.io/docs/concepts/workloads/pods/pod-lifecycle#container-probes>

false

stdin

boolean

Whether this container should allocate a buffer for stdin in the container runtime. If this is not set, reads from stdin in the container will always result in EOF. Default is false.

false

stdinOnce

boolean

Whether the container runtime should close the stdin channel after it has been opened by a single attach. When stdin is true the stdin stream will remain open across multiple attach sessions. If stdinOnce is set to true, stdin is opened on container start, is empty until the first client attaches to stdin, and then remains open and accepts data until the client disconnects, at which time stdin is closed and remains closed until the container is restarted. If this flag is false, a container processes that reads from stdin will never receive an EOF. Default is false

false

terminationMessagePath

string

Optional: Path at which the file to which the container’s termination message will be written is mounted into the container’s filesystem. Message written is intended to be brief final status, such as an assertion failure message. Will be truncated by the node if greater than 4096 bytes. The total message length across all containers will be limited to 12kb. Defaults to /dev/termination-log. Cannot be updated.

false

terminationMessagePolicy

string

Indicate how the termination message should be populated. File will use the contents of terminationMessagePath to populate the container status message on both success and failure. FallbackToLogsOnError will use the last chunk of container log output if the termination message file is empty and the container exited with an error. The log output is limited to 2048 bytes or 80 lines, whichever is smaller. Defaults to File. Cannot be updated.

false

tty

boolean

Whether this container should allocate a TTY for itself, also requires ‘stdin’ to be true. Default is false.

false

volumeDevices

[]object

volumeDevices is the list of block devices to be used by the container.

false

volumeMounts

[]object

Pod volumes to mount into the container’s filesystem. Cannot be updated.

false

workingDir

string

Container’s working directory. If not specified, the container runtime’s default will be used, which might be configured in the container image. Cannot be updated.

false

PostgresCluster.spec.proxy.pgBouncer.containers[index].env[index]	Parent
EnvVar represents an environment variable present in a Container.	
Name	
Type	
Description	
Required	
name	
string	
Name of the environment variable. Must be a C_IDENTIFIER.	
true	
value	
string	
Variable references ( <i>VAR_NAME</i> ) are expanded using the previously defined environment variables in the container and any service environment variables. If a reference is unknown, the variable is left as is. This allows for escaping ( <i>VAR_NAME</i> ) to produce the string literal ( <i>VAR_NAME</i> ) in the environment. Escaped references will never be expanded, regardless of whether the variable exists or not. Defaults to "".	
false	
valueFrom	
object	
Source for the environment variable's value. Cannot be used if value is not empty.	
false	
PostgresCluster.spec.proxy.pgBouncer.containers[index].env[index].valueFrom	Parent
Source for the environment variable's value. Cannot be used if value is not empty.	
Name	
Type	
Description	
Required	
configMapKeyRef	
object	
Selects a key of a ConfigMap.	
false	
fieldRef	
object	
Selects a field of the pod: supports metadata.name, metadata.namespace, <code>metadata.labels['&lt;KEY&gt;']</code> , <code>metadata.annotations['&lt;KEY&gt;']</code> , spec.nodeName, spec.serviceAccountName, status.hostIP, status.podIP, status.podIPs.	
false	
resourceFieldRef	
object	
Selects a resource of the container: only resources limits and requests (limits.cpu, limits.memory, limits.ephemeral-storage, requests.cpu, requests.memory and requests.ephemeral-storage) are currently supported.	
false	
secretKeyRef	
object	
Selects a key of a secret in the pod's namespace	
false	
PostgresCluster.spec.proxy.pgBouncer.containers[index].env[index].valueFrom.configMapKeyRef	Parent

Selects a key of a ConfigMap.

Name

Type

Description

Required

key

string

The key to select.

true

name

string

Name of the referent. More info: <https://kubernetes.io/docs/concepts/overview/working-with-objects/names/#names>

false

optional

boolean

Specify whether the ConfigMap or its key must be defined

false

PostgresCluster.spec.proxy.pgBouncer.containers[index].env[index].valueFrom.fieldRef Parent

Selects a field of the pod: supports metadata.name, metadata.namespace, `metadata.labels['<KEY>']`, `metadata.annotations['<KEY>']`, spec.nodeName, spec.serviceAccountName, status.hostIP, status.podIP, status.podIPs.

Name

Type

Description

Required

fieldPath

string

Path of the field to select in the specified API version.

true

apiVersion

string

Version of the schema the FieldPath is written in terms of, defaults to “v1”.

false

PostgresCluster.spec.proxy.pgBouncer.containers[index].env[index].valueFrom.resourceFieldRef Parent

Selects a resource of the container: only resources limits and requests (limits.cpu, limits.memory, limits.ephemeral-storage, requests.cpu, requests.memory and requests.ephemeral-storage) are currently supported.

Name

Type

Description

Required

resource

string

Required: resource to select

true

containerName

string	
Container name: required for volumes, optional for env vars	
false	
divisor	
int or string	
Specifies the output format of the exposed resources, defaults to “1”	
false	
PostgresCluster.spec.proxy.pgBouncer.containers[index].env[index].valueFrom.secretKeyRef	Parent
Selects a key of a secret in the pod’s namespace	
Name	
Type	
Description	
Required	
key	
string	
The key of the secret to select from. Must be a valid secret key.	
true	
name	
string	
Name of the referent. More info: <a href="https://kubernetes.io/docs/concepts/overview/working-with-objects/names/#names">https://kubernetes.io/docs/concepts/overview/working-with-objects/names/#names</a>	
false	
optional	
boolean	
Specify whether the Secret or its key must be defined	
false	
PostgresCluster.spec.proxy.pgBouncer.containers[index].envFrom[index]	Parent
EnvFromSource represents the source of a set of ConfigMaps	
Name	
Type	
Description	
Required	
configMapRef	
object	
The ConfigMap to select from	
false	
prefix	
string	
An optional identifier to prepend to each key in the ConfigMap. Must be a C_IDENTIFIER.	
false	
secretRef	
object	
The Secret to select from	
false	
PostgresCluster.spec.proxy.pgBouncer.containers[index].envFrom[index].configMapRef	Parent



The ConfigMap to select from

Name

Type

Description

Required

name

string

Name of the referent. More info: <https://kubernetes.io/docs/concepts/overview/working-with-objects/names/#names>

false

optional

boolean

Specify whether the ConfigMap must be defined

false

PostgresCluster.spec.proxy.pgBouncer.containers[index].envFrom[index].secretRef Parent

The Secret to select from

Name

Type

Description

Required

name

string

Name of the referent. More info: <https://kubernetes.io/docs/concepts/overview/working-with-objects/names/#names>

false

optional

boolean

Specify whether the Secret must be defined

false

PostgresCluster.spec.proxy.pgBouncer.containers[index].lifecycle Parent

Actions that the management system should take in response to container lifecycle events. Cannot be updated.

Name

Type

Description

Required

postStart

object

PostStart is called immediately after a container is created. If the handler fails, the container is terminated and restarted according to its restart policy. Other management of the container blocks until the hook completes. More info: <https://kubernetes.io/docs/concepts/containers/container-lifecycle-hooks/#container-hooks>

false

preStop

object

PreStop is called immediately before a container is terminated due to an API request or management event such as liveness/startup probe failure, preemption, resource contention, etc. The handler is not called if the container crashes or exits. The Pod's termination grace period countdown begins before the PreStop hook is executed. Regardless of the outcome of the handler, the container will eventually terminate within the Pod's termination grace period (unless delayed by finalizers). Other management of the container blocks until the

hook completes or until the termination grace period is reached. More info: <https://kubernetes.io/docs/concepts/containers/container-lifecycle-hooks/#container-hooks>

false

PostgresCluster.spec.proxy.pgBouncer.containers[index].lifecycle.postStart Parent

PostStart is called immediately after a container is created. If the handler fails, the container is terminated and restarted according to its restart policy. Other management of the container blocks until the hook completes. More info: <https://kubernetes.io/docs/concepts/containers/container-lifecycle-hooks/#container-hooks>

Name

Type

Description

Required

exec

object

Exec specifies the action to take.

false

httpGet

object

HTTPGet specifies the http request to perform.

false

tcpSocket

object

Deprecated. TCPSocket is NOT supported as a LifecycleHandler and kept for the backward compatibility. There are no validation of this field and lifecycle hooks will fail in runtime when tcp handler is specified.

false

PostgresCluster.spec.proxy.pgBouncer.containers[index].lifecycle.postStart.exec Parent

Exec specifies the action to take.

Name

Type

Description

Required

command

[]string

Command is the command line to execute inside the container, the working directory for the command is root (‘/’) in the container’s filesystem. The command is simply exec’d, it is not run inside a shell, so traditional shell instructions (‘|’, etc) won’t work. To use a shell, you need to explicitly call out to that shell. Exit status of 0 is treated as live/healthy and non-zero is unhealthy.

false

PostgresCluster.spec.proxy.pgBouncer.containers[index].lifecycle.postStart.httpGet Parent

HTTPGet specifies the http request to perform.

Name

Type

Description

Required

port

int or string

Name or number of the port to access on the container. Number must be in the range 1 to 65535. Name must be an IANA\_SVC\_NAME.

true

host

string

Host name to connect to, defaults to the pod IP. You probably want to set “Host” in httpHeaders instead.

false

httpHeaders

[]object

Custom headers to set in the request. HTTP allows repeated headers.

false

path

string

Path to access on the HTTP server.

false

scheme

string

Scheme to use for connecting to the host. Defaults to HTTP.

false

PostgresCluster.spec.proxy.pgBouncer.containers[index].lifecycle.postStart.httpGet.httpHeaders[index]   Parent

HTTPHeader describes a custom header to be used in HTTP probes

Name

Type

Description

Required

name

string

The header field name

true

value

string

The header field value

true

PostgresCluster.spec.proxy.pgBouncer.containers[index].lifecycle.postStart.tcpSocket   Parent

Deprecated. TCPSocket is NOT supported as a LifecycleHandler and kept for the backward compatibility. There are no validation of this field and lifecycle hooks will fail in runtime when tcp handler is specified.

Name

Type

Description

Required

port

int or string

Number or name of the port to access on the container. Number must be in the range 1 to 65535. Name must be an IANA\_\_SVC\_\_NAME.

true

host

string

Optional: Host name to connect to, defaults to the pod IP.

false

PostgresCluster.spec.proxy.pgBouncer.containers[index].lifecycle.preStop Parent

PreStop is called immediately before a container is terminated due to an API request or management event such as liveness/startup probe failure, preemption, resource contention, etc. The handler is not called if the container crashes or exits. The Pod’s termination grace period countdown begins before the PreStop hook is executed. Regardless of the outcome of the handler, the container will eventually terminate within the Pod’s termination grace period (unless delayed by finalizers). Other management of the container blocks until the hook completes or until the termination grace period is reached. More info: <https://kubernetes.io/docs/concepts/containers/container-lifecycle-hooks/#container-hooks>

Name

Type

Description

Required

exec

object

Exec specifies the action to take.

false

httpGet

object

HTTPGet specifies the http request to perform.

false

tcpSocket

object

Deprecated. TCPSocket is NOT supported as a LifecycleHandler and kept for the backward compatibility. There are no validation of this field and lifecycle hooks will fail in runtime when tcp handler is specified.

false

PostgresCluster.spec.proxy.pgBouncer.containers[index].lifecycle.preStop.exec Parent

Exec specifies the action to take.

Name

Type

Description

Required

command

[]string

Command is the command line to execute inside the container, the working directory for the command is root (‘/’) in the container’s filesystem. The command is simply exec’d, it is not run inside a shell, so traditional shell instructions (‘|’, etc) won’t work. To use a shell, you need to explicitly call out to that shell. Exit status of 0 is treated as live/healthy and non-zero is unhealthy.

false

PostgresCluster.spec.proxy.pgBouncer.containers[index].lifecycle.preStop.httpGet Parent

HTTPGet specifies the http request to perform.

Name

Type

Description

Required

port

int or string

Name or number of the port to access on the container. Number must be in the range 1 to 65535. Name must be an IANA\_SVC\_NAME.

true

host

string

Host name to connect to, defaults to the pod IP. You probably want to set “Host” in httpHeaders instead.

false

httpHeaders

[]object

Custom headers to set in the request. HTTP allows repeated headers.

false

path

string

Path to access on the HTTP server.

false

scheme

string

Scheme to use for connecting to the host. Defaults to HTTP.

false

PostgresCluster.spec.proxy.pgBouncer.containers[index].lifecycle.preStop.httpGet.httpHeaders[index]   Parent

HTTPHeader describes a custom header to be used in HTTP probes

Name

Type

Description

Required

name

string

The header field name

true

value

string

The header field value

true

PostgresCluster.spec.proxy.pgBouncer.containers[index].lifecycle.preStop.tcpSocket   Parent

Deprecated. TCPSocket is NOT supported as a LifecycleHandler and kept for the backward compatibility. There are no validation of this field and lifecycle hooks will fail in runtime when tcp handler is specified.

Name

Type

Description

Required

port

int or string

Number or name of the port to access on the container. Number must be in the range 1 to 65535. Name must be an IANA\_\_SVC\_\_NAME.

true

host

string

Optional: Host name to connect to, defaults to the pod IP.

false

PostgresCluster.spec.proxy.pgBouncer.containers[index].livenessProbe Parent

Periodic probe of container liveness. Container will be restarted if the probe fails. Cannot be updated. More info: <https://kubernetes.io/docs/lifecycle#container-probes>

Name

Type

Description

Required

exec

object

Exec specifies the action to take.

false

failureThreshold

integer

Minimum consecutive failures for the probe to be considered failed after having succeeded. Defaults to 3. Minimum value is 1.

false

grpc

object

GRPC specifies an action involving a GRPC port. This is a beta field and requires enabling GRPCContainerProbe feature gate.

false

httpGet

object

HTTPGet specifies the http request to perform.

false

initialDelaySeconds

integer

Number of seconds after the container has started before liveness probes are initiated. More info: <https://kubernetes.io/docs/concepts/workload-lifecycle#container-probes>

false

periodSeconds

integer

How often (in seconds) to perform the probe. Default to 10 seconds. Minimum value is 1.

false

successThreshold

integer

Minimum consecutive successes for the probe to be considered successful after having failed. Defaults to 1. Must be 1 for liveness and startup. Minimum value is 1.

false

tcpSocket

object

TCPSocket specifies an action involving a TCP port.

false

terminationGracePeriodSeconds

integer

Optional duration in seconds the pod needs to terminate gracefully upon probe failure. The grace period is the duration in seconds after the processes running in the pod are sent a termination signal and the time when the processes are forcibly halted with a kill signal. Set this value longer than the expected cleanup time for your process. If this value is nil, the pod’s terminationGracePeriodSeconds will be used. Otherwise, this value overrides the value provided by the pod spec. Value must be non-negative integer. The value zero indicates stop immediately via the kill signal (no opportunity to shut down). This is a beta field and requires enabling ProbeTerminationGracePeriod feature gate. Minimum value is 1. spec.terminationGracePeriodSeconds is used if unset.

false  
timeoutSeconds  
integer

Number of seconds after which the probe times out. Defaults to 1 second. Minimum value is 1. More info: <https://kubernetes.io/docs/concepts/lifecycle/#container-probes>

false  
PostgresCluster.spec.proxy.pgBouncer.containers[index].livenessProbe.exec   Parent

Exec specifies the action to take.

Name  
Type  
Description  
Required  
command  
[]string

Command is the command line to execute inside the container, the working directory for the command is root (‘/’) in the container’s filesystem. The command is simply exec’d, it is not run inside a shell, so traditional shell instructions (‘|’, etc) won’t work. To use a shell, you need to explicitly call out to that shell. Exit status of 0 is treated as live/healthy and non-zero is unhealthy.

false  
PostgresCluster.spec.proxy.pgBouncer.containers[index].livenessProbe.grpc   Parent

GRPC specifies an action involving a GRPC port. This is a beta field and requires enabling GRPCContainerProbe feature gate.

Name  
Type  
Description  
Required  
port  
integer

Port number of the gRPC service. Number must be in the range 1 to 65535.

true  
service  
string

Service is the name of the service to place in the gRPC HealthCheckRequest (see <https://github.com/grpc/grpc/blob/master/doc/health-checking.md>). If this is not specified, the default behavior is defined by gRPC.

false  
PostgresCluster.spec.proxy.pgBouncer.containers[index].livenessProbe.httpGet   Parent

HTTPGet specifies the http request to perform.

Name  
Type  
Description  
Required  
port  
int or string

Name or number of the port to access on the container. Number must be in the range 1 to 65535. Name must be an IANA\_SVC\_NAME.

true

host

string

Host name to connect to, defaults to the pod IP. You probably want to set “Host” in httpHeaders instead.

false

httpHeaders

[]object

Custom headers to set in the request. HTTP allows repeated headers.

false

path

string

Path to access on the HTTP server.

false

scheme

string

Scheme to use for connecting to the host. Defaults to HTTP.

false

PostgresCluster.spec.proxy.pgBouncer.containers[index].livenessProbe.httpGet.httpHeaders[index]   Parent

HTTPHeader describes a custom header to be used in HTTP probes

Name

Type

Description

Required

name

string

The header field name

true

value

string

The header field value

true

PostgresCluster.spec.proxy.pgBouncer.containers[index].livenessProbe.tcpSocket   Parent

TCPSocket specifies an action involving a TCP port.

Name

Type

Description

Required

port

int or string

Number or name of the port to access on the container. Number must be in the range 1 to 65535. Name must be an IANA\_SVC\_NAME.

true

host

string



Optional: Host name to connect to, defaults to the pod IP.	
false	
PostgresCluster.spec.proxy.pgBouncer.containers[index].ports[index]	Parent
ContainerPort represents a network port in a single container.	
Name	
Type	
Description	
Required	
containerPort	
integer	
Number of port to expose on the pod’s IP address. This must be a valid port number, 0 < x < 65536.	
true	
hostIP	
string	
What host IP to bind the external port to.	
false	
hostPort	
integer	
Number of port to expose on the host. If specified, this must be a valid port number, 0 < x < 65536. If HostNetwork is specified, this must match ContainerPort. Most containers do not need this.	
false	
name	
string	
If specified, this must be an IANA_SVC_NAME and unique within the pod. Each named port in a pod must have a unique name. Name for the port that can be referred to by services.	
false	
protocol	
string	
Protocol for port. Must be UDP, TCP, or SCTP. Defaults to “TCP”.	
false	
PostgresCluster.spec.proxy.pgBouncer.containers[index].readinessProbe	Parent
Periodic probe of container service readiness. Container will be removed from service endpoints if the probe fails. Cannot be updated. More info: <a href="https://kubernetes.io/docs/concepts/workloads/pods/pod-lifecycle#container-probes">https://kubernetes.io/docs/concepts/workloads/pods/pod-lifecycle#container-probes</a>	
Name	
Type	
Description	
Required	
exec	
object	
Exec specifies the action to take.	
false	
failureThreshold	
integer	
Minimum consecutive failures for the probe to be considered failed after having succeeded. Defaults to 3. Minimum value is 1.	
false	

grpc	
object	
GRPC specifies an action involving a GRPC port. This is a beta field and requires enabling GRPCContainerProbe feature gate.	
false	
httpGet	
object	
HTTPGet specifies the http request to perform.	
false	
initialDelaySeconds	
integer	
Number of seconds after the container has started before liveness probes are initiated. More info: <a href="https://kubernetes.io/docs/concepts/workloads/lifecycle/#container-probes">https://kubernetes.io/docs/concepts/workloads/lifecycle/#container-probes</a>	
false	
periodSeconds	
integer	
How often (in seconds) to perform the probe. Default to 10 seconds. Minimum value is 1.	
false	
successThreshold	
integer	
Minimum consecutive successes for the probe to be considered successful after having failed. Defaults to 1. Must be 1 for liveness and startup. Minimum value is 1.	
false	
tcpSocket	
object	
TCPSocket specifies an action involving a TCP port.	
false	
terminationGracePeriodSeconds	
integer	
Optional duration in seconds the pod needs to terminate gracefully upon probe failure. The grace period is the duration in seconds after the processes running in the pod are sent a termination signal and the time when the processes are forcibly halted with a kill signal. Set this value longer than the expected cleanup time for your process. If this value is nil, the pod's terminationGracePeriodSeconds will be used. Otherwise, this value overrides the value provided by the pod spec. Value must be non-negative integer. The value zero indicates stop immediately via the kill signal (no opportunity to shut down). This is a beta field and requires enabling ProbeTerminationGracePeriod feature gate. Minimum value is 1. spec.terminationGracePeriodSeconds is used if unset.	
false	
timeoutSeconds	
integer	
Number of seconds after which the probe times out. Defaults to 1 second. Minimum value is 1. More info: <a href="https://kubernetes.io/docs/concepts/workloads/lifecycle/#container-probes">https://kubernetes.io/docs/concepts/workloads/lifecycle/#container-probes</a>	
false	
PostgresCluster.spec.proxy.pgBouncer.containers[index].readinessProbe.exec	Parent
Exec specifies the action to take.	
Name	
Type	
Description	
Required	

command
[]string
Command is the command line to execute inside the container, the working directory for the command is root ('/') in the container's filesystem. The command is simply exec'd, it is not run inside a shell, so traditional shell instructions (' ', etc) won't work. To use a shell, you need to explicitly call out to that shell. Exit status of 0 is treated as live/healthy and non-zero is unhealthy.
false
PostgresCluster.spec.proxy.pgBouncer.containers[index].readinessProbe.grpc Parent
GRPC specifies an action involving a GRPC port. This is a beta field and requires enabling GRPCContainerProbe feature gate.
Name
Type
Description
Required
port
integer
Port number of the gRPC service. Number must be in the range 1 to 65535.
true
service
string
Service is the name of the service to place in the gRPC HealthCheckRequest (see https://github.com/grpc/grpc/blob/master/doc/health-checking.md). If this is not specified, the default behavior is defined by gRPC.
false
PostgresCluster.spec.proxy.pgBouncer.containers[index].readinessProbe.httpGet Parent
HTTPGet specifies the http request to perform.
Name
Type
Description
Required
port
int or string
Name or number of the port to access on the container. Number must be in the range 1 to 65535. Name must be an IANA_SVC_NAME.
true
host
string
Host name to connect to, defaults to the pod IP. You probably want to set "Host" in httpHeaders instead.
false
httpHeaders
[]object
Custom headers to set in the request. HTTP allows repeated headers.
false
path
string
Path to access on the HTTP server.
false
scheme
string

Scheme to use for connecting to the host. Defaults to HTTP.

false

PostgresCluster.spec.proxy.pgBouncer.containers[index].readinessProbe.httpGet.httpHeaders[index] Parent

HTTPHeader describes a custom header to be used in HTTP probes

Name

Type

Description

Required

name

string

The header field name

true

value

string

The header field value

true

PostgresCluster.spec.proxy.pgBouncer.containers[index].readinessProbe.tcpSocket Parent

TCPSocket specifies an action involving a TCP port.

Name

Type

Description

Required

port

int or string

Number or name of the port to access on the container. Number must be in the range 1 to 65535. Name must be an IANA\_\_SVC\_\_NAME.

true

host

string

Optional: Host name to connect to, defaults to the pod IP.

false

PostgresCluster.spec.proxy.pgBouncer.containers[index].resources Parent

Compute Resources required by this container. Cannot be updated. More info: <https://kubernetes.io/docs/concepts/configuration/manage-resources-containers/>

Name

Type

Description

Required

limits

map[string]int or string

Limits describes the maximum amount of compute resources allowed. More info: <https://kubernetes.io/docs/concepts/configuration/manage-resources-containers/>

false

requests

map[string]int or string

Requests describes the minimum amount of compute resources required. If Requests is omitted for a container, it defaults to Limits if that is explicitly specified, otherwise to an implementation-defined value. More info: <https://kubernetes.io/docs/concepts/configuration/manage-resources-containers/>

false

PostgresCluster.spec.proxy.pgBouncer.containers[index].securityContext   Parent

SecurityContext defines the security options the container should be run with. If set, the fields of SecurityContext override the equivalent fields of PodSecurityContext. More info: <https://kubernetes.io/docs/tasks/configure-pod-container/security-context/>

Name

Type

Description

Required

allowPrivilegeEscalation

boolean

AllowPrivilegeEscalation controls whether a process can gain more privileges than its parent process. This bool directly controls if the no\_new\_privs flag will be set on the container process. AllowPrivilegeEscalation is true always when the container is: 1) run as Privileged 2) has CAP\_SYS\_ADMIN Note that this field cannot be set when spec.os.name is windows.

false

capabilities

object

The capabilities to add/drop when running containers. Defaults to the default set of capabilities granted by the container runtime. Note that this field cannot be set when spec.os.name is windows.

false

privileged

boolean

Run container in privileged mode. Processes in privileged containers are essentially equivalent to root on the host. Defaults to false. Note that this field cannot be set when spec.os.name is windows.

false

procMount

string

procMount denotes the type of proc mount to use for the containers. The default is DefaultProcMount which uses the container runtime defaults for readonly paths and masked paths. This requires the ProcMountType feature flag to be enabled. Note that this field cannot be set when spec.os.name is windows.

false

readOnlyRootFilesystem

boolean

Whether this container has a read-only root filesystem. Default is false. Note that this field cannot be set when spec.os.name is windows.

false

runAsGroup

integer

The GID to run the entrypoint of the container process. Uses runtime default if unset. May also be set in PodSecurityContext. If set in both SecurityContext and PodSecurityContext, the value specified in SecurityContext takes precedence. Note that this field cannot be set when spec.os.name is windows.

false

runAsNonRoot

boolean

Indicates that the container must run as a non-root user. If true, the Kubelet will validate the image at runtime to ensure that it does not run as UID 0 (root) and fail to start the container if it does. If unset or false, no such validation will be performed. May also be set in PodSecurityContext. If set in both SecurityContext and PodSecurityContext, the value specified in SecurityContext takes precedence.

false

runAsUser

integer

The UID to run the entrypoint of the container process. Defaults to user specified in image metadata if unspecified. May also be set in PodSecurityContext. If set in both SecurityContext and PodSecurityContext, the value specified in SecurityContext takes precedence. Note that this field cannot be set when spec.os.name is windows.

false

seLinuxOptions

object

The SELinux context to be applied to the container. If unspecified, the container runtime will allocate a random SELinux context for each container. May also be set in PodSecurityContext. If set in both SecurityContext and PodSecurityContext, the value specified in SecurityContext takes precedence. Note that this field cannot be set when spec.os.name is windows.

false

seccompProfile

object

The seccomp options to use by this container. If seccomp options are provided at both the pod & container level, the container options override the pod options. Note that this field cannot be set when spec.os.name is windows.

false

windowsOptions

object

The Windows specific settings applied to all containers. If unspecified, the options from the PodSecurityContext will be used. If set in both SecurityContext and PodSecurityContext, the value specified in SecurityContext takes precedence. Note that this field cannot be set when spec.os.name is linux.

false

PostgresCluster.spec.proxy.pgBouncer.containers[index].securityContext.capabilities   Parent

The capabilities to add/drop when running containers. Defaults to the default set of capabilities granted by the container runtime. Note that this field cannot be set when spec.os.name is windows.

Name

Type

Description

Required

add

[]string

Added capabilities

false

drop

[]string

Removed capabilities

false

PostgresCluster.spec.proxy.pgBouncer.containers[index].securityContext.seLinuxOptions   Parent

The SELinux context to be applied to the container. If unspecified, the container runtime will allocate a random SELinux context for each container. May also be set in PodSecurityContext. If set in both SecurityContext and PodSecurityContext, the value specified in SecurityContext takes precedence. Note that this field cannot be set when spec.os.name is windows.

Name

Type

Description

Required

level  
string  
Level is SELinux level label that applies to the container.  
false  
role  
string  
Role is a SELinux role label that applies to the container.  
false  
type  
string  
Type is a SELinux type label that applies to the container.  
false  
user  
string  
User is a SELinux user label that applies to the container.  
false

PostgresCluster.spec.proxy.pgBouncer.containers[index].securityContext.seccompProfile   Parent

The seccomp options to use by this container. If seccomp options are provided at both the pod & container level, the container options override the pod options. Note that this field cannot be set when spec.os.name is windows.

Name  
Type  
Description  
Required  
type  
string

type indicates which kind of seccomp profile will be applied. Valid options are: Localhost - a profile defined in a file on the node should be used. RuntimeDefault - the container runtime default profile should be used. Unconfined - no profile should be applied.

true  
localhostProfile  
string

localhostProfile indicates a profile defined in a file on the node should be used. The profile must be preconfigured on the node to work. Must be a descending path, relative to the kubelet’s configured seccomp profile location. Must only be set if type is “Localhost”.

false  
PostgresCluster.spec.proxy.pgBouncer.containers[index].securityContext.windowsOptions   Parent

The Windows specific settings applied to all containers. If unspecified, the options from the PodSecurityContext will be used. If set in both SecurityContext and PodSecurityContext, the value specified in SecurityContext takes precedence. Note that this field cannot be set when spec.os.name is linux.

Name  
Type  
Description  
Required  
gmsaCredentialSpec  
string

GMSACredentialSpec is where the GMSA admission webhook (<https://github.com/kubernetes-sigs/windows-gmsa>) inlines the contents of the GMSA credential spec named by the GMSACredentialSpecName field.

false

gmsaCredentialSpecName

string

GMSACredentialSpecName is the name of the GMSA credential spec to use.

false

hostProcess

boolean

HostProcess determines if a container should be run as a ‘Host Process’ container. This field is alpha-level and will only be honored by components that enable the WindowsHostProcessContainers feature flag. Setting this field without the feature flag will result in errors when validating the Pod. All of a Pod’s containers must have the same effective HostProcess value (it is not allowed to have a mix of HostProcess containers and non-HostProcess containers). In addition, if HostProcess is true then HostNetwork must also be set to true.

false

runAsUserName

string

The UserName in Windows to run the entrypoint of the container process. Defaults to the user specified in image metadata if unspecified. May also be set in PodSecurityContext. If set in both SecurityContext and PodSecurityContext, the value specified in SecurityContext takes precedence.

false

PostgresCluster.spec.proxy.pgBouncer.containers[index].startupProbe Parent

StartupProbe indicates that the Pod has successfully initialized. If specified, no other probes are executed until this completes successfully. If this probe fails, the Pod will be restarted, just as if the livenessProbe failed. This can be used to provide different probe parameters at the beginning of a Pod’s lifecycle, when it might take a long time to load data or warm a cache, than during steady-state operation. This cannot be updated. More info: <https://kubernetes.io/docs/concepts/workloads/pods/pod-lifecycle#container-probes>

Name

Type

Description

Required

exec

object

Exec specifies the action to take.

false

failureThreshold

integer

Minimum consecutive failures for the probe to be considered failed after having succeeded. Defaults to 3. Minimum value is 1.

false

grpc

object

GRPC specifies an action involving a GRPC port. This is a beta field and requires enabling GRPCContainerProbe feature gate.

false

httpGet

object

HTTPGet specifies the http request to perform.

false

initialDelaySeconds

integer

Number of seconds after the container has started before liveness probes are initiated. More info: <https://kubernetes.io/docs/concepts/workloads/pods/pod-lifecycle#container-probes>

false



periodSeconds

integer

How often (in seconds) to perform the probe. Default to 10 seconds. Minimum value is 1.

false

successThreshold

integer

Minimum consecutive successes for the probe to be considered successful after having failed. Defaults to 1. Must be 1 for liveness and startup. Minimum value is 1.

false

tcpSocket

object

TCPSocket specifies an action involving a TCP port.

false

terminationGracePeriodSeconds

integer

Optional duration in seconds the pod needs to terminate gracefully upon probe failure. The grace period is the duration in seconds after the processes running in the pod are sent a termination signal and the time when the processes are forcibly halted with a kill signal. Set this value longer than the expected cleanup time for your process. If this value is nil, the pod’s terminationGracePeriodSeconds will be used. Otherwise, this value overrides the value provided by the pod spec. Value must be non-negative integer. The value zero indicates stop immediately via the kill signal (no opportunity to shut down). This is a beta field and requires enabling ProbeTerminationGracePeriod feature gate. Minimum value is 1. spec.terminationGracePeriodSeconds is used if unset.

false

timeoutSeconds

integer

Number of seconds after which the probe times out. Defaults to 1 second. Minimum value is 1. More info: <https://kubernetes.io/docs/concepts/lifecycle/#container-probes>

false

PostgresCluster.spec.proxy.pgBouncer.containers[index].startupProbe.exec Parent

Exec specifies the action to take.

Name

Type

Description

Required

command

[]string

Command is the command line to execute inside the container, the working directory for the command is root (‘/’) in the container’s filesystem. The command is simply exec’d, it is not run inside a shell, so traditional shell instructions (‘|’, etc) won’t work. To use a shell, you need to explicitly call out to that shell. Exit status of 0 is treated as live/healthy and non-zero is unhealthy.

false

PostgresCluster.spec.proxy.pgBouncer.containers[index].startupProbe.grpc Parent

GRPC specifies an action involving a GRPC port. This is a beta field and requires enabling GRPCContainerProbe feature gate.

Name

Type

Description

Required

port

integer

Port number of the gRPC service. Number must be in the range 1 to 65535.

true

service

string

Service is the name of the service to place in the gRPC HealthCheckRequest (see <https://github.com/grpc/grpc/blob/master/doc/health-checking.md>). If this is not specified, the default behavior is defined by gRPC.

false

PostgresCluster.spec.proxy.pgBouncer.containers[index].startupProbe.httpGet Parent

HTTPGet specifies the http request to perform.

Name

Type

Description

Required

port

int or string

Name or number of the port to access on the container. Number must be in the range 1 to 65535. Name must be an IANA\_SVC\_NAME.

true

host

string

Host name to connect to, defaults to the pod IP. You probably want to set “Host” in httpHeaders instead.

false

httpHeaders

[]object

Custom headers to set in the request. HTTP allows repeated headers.

false

path

string

Path to access on the HTTP server.

false

scheme

string

Scheme to use for connecting to the host. Defaults to HTTP.

false

PostgresCluster.spec.proxy.pgBouncer.containers[index].startupProbe.httpGet.httpHeaders[index] Parent

HTTPHeader describes a custom header to be used in HTTP probes

Name

Type

Description

Required

name

string

The header field name

true

value

string	
The header field value	
true	
PostgresCluster.spec.proxy.pgBouncer.containers[index].startupProbe.tcpSocket	Parent
TCPSocket specifies an action involving a TCP port.	
Name	
Type	
Description	
Required	
port	
int or string	
Number or name of the port to access on the container. Number must be in the range 1 to 65535. Name must be an IANA__SVC__NAME.	
true	
host	
string	
Optional: Host name to connect to, defaults to the pod IP.	
false	
PostgresCluster.spec.proxy.pgBouncer.containers[index].volumeDevices[index]	Parent
volumeDevice describes a mapping of a raw block device within a container.	
Name	
Type	
Description	
Required	
devicePath	
string	
devicePath is the path inside of the container that the device will be mapped to.	
true	
name	
string	
name must match the name of a persistentVolumeClaim in the pod	
true	
PostgresCluster.spec.proxy.pgBouncer.containers[index].volumeMounts[index]	Parent
VolumeMount describes a mounting of a Volume within a container.	
Name	
Type	
Description	
Required	
mountPath	
string	
Path within the container at which the volume should be mounted. Must not contain ‘.’.	
true	
name	
string	
This must match the Name of a Volume.	

true	
mountPropagation	
string	
mountPropagation determines how mounts are propagated from the host to container and the other way around. When not set, MountPropagationNone is used. This field is beta in 1.10.	
false	
readOnly	
boolean	
Mounted read-only if true, read-write otherwise (false or unspecified). Defaults to false.	
false	
subPath	
string	
Path within the volume from which the container's volume should be mounted. Defaults to "" (volume's root).	
false	
subPathExpr	
string	
Expanded path within the volume from which the container's volume should be mounted. Behaves similarly to SubPath but environment variable references \$(VAR_NAME) are expanded using the container's environment. Defaults to "" (volume's root). SubPathExpr and SubPath are mutually exclusive.	
false	
PostgresCluster.spec.proxy.pgBouncer.customTLSSecret	Parent
A secret projection containing a certificate and key with which to encrypt connections to PgBouncer. The "tls.crt", "tls.key", and "ca.crt" paths must be PEM-encoded certificates and keys. Changing this value causes PgBouncer to restart. More info: <a href="https://kubernetes.io/docs/concepts/configuration/secret/#projection-of-secret-keys-to-specific-paths">https://kubernetes.io/docs/concepts/configuration/secret/#projection-of-secret-keys-to-specific-paths</a>	
Name	
Type	
Description	
Required	
items	
[]object	
items if unspecified, each key-value pair in the Data field of the referenced Secret will be projected into the volume as a file whose name is the key and content is the value. If specified, the listed keys will be projected into the specified paths, and unlisted keys will not be present. If a key is specified which is not present in the Secret, the volume setup will error unless it is marked optional. Paths must be relative and may not contain the '..' path or start with '..'	
false	
name	
string	
Name of the referent. More info: <a href="https://kubernetes.io/docs/concepts/overview/working-with-objects/names/#names">https://kubernetes.io/docs/concepts/overview/working-with-objects/names/#names</a>	
false	
optional	
boolean	
optional field specify whether the Secret or its key must be defined	
false	
PostgresCluster.spec.proxy.pgBouncer.customTLSSecret.items[index]	Parent
Maps a string key to a path within a volume.	
Name	

Type
Description
Required
key
string
key is the key to project.
true
path
string
path is the relative path of the file to map the key to. May not be an absolute path. May not contain the path element ‘..’ May not start with the string ‘..’
true
mode
integer
mode is Optional: mode bits used to set permissions on this file. Must be an octal value between 0000 and 0777 or a decimal value between 0 and 511. YAML accepts both octal and decimal values, JSON requires decimal values for mode bits. If not specified, the volume defaultMode will be used. This might be in conflict with other options that affect the file mode, like fsGroup, and the result can be other mode bits set.
false
PostgresCluster.spec.proxy.pgBouncer.metadata   Parent
Metadata contains metadata for custom resources
Name
Type
Description
Required
annotations
map[string]string
false
labels
map[string]string
false
PostgresCluster.spec.proxy.pgBouncer.resources   Parent
Compute resources of a PgBouncer container. Changing this value causes PgBouncer to restart. More info: <a href="https://kubernetes.io/docs/concepts/configuration/manage-resources-containers">https://kubernetes.io/docs/concepts/configuration/manage-resources-containers</a>
Name
Type
Description
Required
limits
map[string]int or string
Limits describes the maximum amount of compute resources allowed. More info: <a href="https://kubernetes.io/docs/concepts/configuration/manage-resources-containers/">https://kubernetes.io/docs/concepts/configuration/manage-resources-containers/</a>
false
requests
map[string]int or string

Requests describes the minimum amount of compute resources required. If Requests is omitted for a container, it defaults to Limits if that is explicitly specified, otherwise to an implementation-defined value. More info: <https://kubernetes.io/docs/concepts/configuration/manage-resources-containers/>

false

PostgresCluster.spec.proxy.pgBouncer.service Parent

Specification of the service that exposes PgBouncer.

Name

Type

Description

Required

metadata

object

Metadata contains metadata for custom resources

false

nodePort

integer

The port on which this service is exposed when type is NodePort or LoadBalancer. Value must be in-range and not in use or the operation will fail. If unspecified, a port will be allocated if this Service requires one. - <https://kubernetes.io/docs/concepts/services-networking/service/#type-nodeport>

false

type

enum

More info: <https://kubernetes.io/docs/concepts/services-networking/service/#publishing-services-service-types>

false

PostgresCluster.spec.proxy.pgBouncer.service.metadata Parent

Metadata contains metadata for custom resources

Name

Type

Description

Required

annotations

map[string]string

false

labels

map[string]string

false

PostgresCluster.spec.proxy.pgBouncer.sidecars Parent

Configuration for pgBouncer sidecar containers

Name

Type

Description

Required

pgbouncerConfig

object

Defines the configuration for the pgBouncer config sidecar container

false

PostgresCluster.spec.proxy.pgBouncer.sidecars.pgBouncerConfig   Parent

Defines the configuration for the pgBouncer config sidecar container

Name

Type

Description

Required

resources

object

Resource requirements for a sidecar container

false

PostgresCluster.spec.proxy.pgBouncer.sidecars.pgBouncerConfig.resources   Parent

Resource requirements for a sidecar container

Name

Type

Description

Required

limits

map[string]int or string

Limits describes the maximum amount of compute resources allowed. More info: <https://kubernetes.io/docs/concepts/configuration/manage-resources-containers/>

false

requests

map[string]int or string

Requests describes the minimum amount of compute resources required. If Requests is omitted for a container, it defaults to Limits if that is explicitly specified, otherwise to an implementation-defined value. More info: <https://kubernetes.io/docs/concepts/configuration/manage-resources-containers/>

false

PostgresCluster.spec.proxy.pgBouncer.tolerations[index]   Parent

The pod this Toleration is attached to tolerates any taint that matches the triple using the matching operator .

Name

Type

Description

Required

effect

string

Effect indicates the taint effect to match. Empty means match all taint effects. When specified, allowed values are NoSchedule, PreferNoSchedule and NoExecute.

false

key

string

Key is the taint key that the toleration applies to. Empty means match all taint keys. If the key is empty, operator must be Exists; this combination means to match all values and all keys.

false

operator

string

Operator represents a key’s relationship to the value. Valid operators are Exists and Equal. Defaults to Equal. Exists is equivalent to wildcard for value, so that a pod can tolerate all taints of a particular category.

false

tolerationSeconds

integer

TolerationSeconds represents the period of time the toleration (which must be of effect NoExecute, otherwise this field is ignored) tolerates the taint. By default, it is not set, which means tolerate the taint forever (do not evict). Zero and negative values will be treated as 0 (evict immediately) by the system.

false

value

string

Value is the taint value the toleration matches to. If the operator is Exists, the value should be empty, otherwise just a regular string.

false

PostgresCluster.spec.proxy.pgBouncer.topologySpreadConstraints[index] Parent

TopologySpreadConstraint specifies how to spread matching pods among the given topology.

Name

Type

Description

Required

maxSkew

integer

MaxSkew describes the degree to which pods may be unevenly distributed. When **whenUnsatisfiable=DoNotSchedule**, it is the maximum permitted difference between the number of matching pods in the target topology and the global minimum. The global minimum is the minimum number of matching pods in an eligible domain or zero if the number of eligible domains is less than MinDomains. For example, in a 3-zone cluster, MaxSkew is set to 1, and pods with the same labelSelector spread as 2/2/1: In this case, the global minimum is 1. | zone1 | zone2 | zone3 | | P P | P P | P | - if MaxSkew is 1, incoming pod can only be scheduled to zone3 to become 2/2/2; scheduling it onto zone1(zone2) would make the ActualSkew(3-1) on zone1(zone2) violate MaxSkew(1). - if MaxSkew is 2, incoming pod can be scheduled onto any zone. When **whenUnsatisfiable=ScheduleAnyway**, it is used to give higher precedence to topologies that satisfy it. It’s a required field. Default value is 1 and 0 is not allowed.

true

topologyKey

string

TopologyKey is the key of node labels. Nodes that have a label with this key and identical values are considered to be in the same topology. We consider each as a “bucket”, and try to put balanced number of pods into each bucket. We define a domain as a particular instance of a topology. Also, we define an eligible domain as a domain whose nodes match the node selector. e.g. If TopologyKey is “kubernetes.io/hostname”, each Node is a domain of that topology. And, if TopologyKey is “topology.kubernetes.io/zone”, each zone is a domain of that topology. It’s a required field.

true

whenUnsatisfiable

string

WhenUnsatisfiable indicates how to deal with a pod if it doesn’t satisfy the spread constraint. - DoNotSchedule (default) tells the scheduler not to schedule it. - ScheduleAnyway tells the scheduler to schedule the pod in any location, but giving higher precedence to topologies that would help reduce the skew. A constraint is considered “Unsatisfiable” for an incoming pod if and only if every possible node assignment for that pod would violate “MaxSkew” on some topology. For example, in a 3-zone cluster, MaxSkew is set to 1, and pods with the same labelSelector spread as 3/1/1: | zone1 | zone2 | zone3 | | P P P | P | P | If WhenUnsatisfiable is set to DoNotSchedule, incoming pod can only be scheduled to zone2(zone3) to become 3/2/1(3/1/2) as ActualSkew(2-1) on zone2(zone3) satisfies MaxSkew(1). In other words, the cluster can still be imbalanced, but scheduler won’t make it *more* imbalanced. It’s a required field.

true

labelSelector



object
LabelSelector is used to find matching pods. Pods that match this label selector are counted to determine the number of pods in their corresponding topology domain.
false
minDomains
integer
MinDomains indicates a minimum number of eligible domains. When the number of eligible domains with matching topology keys is less than minDomains, Pod Topology Spread treats “global minimum” as 0, and then the calculation of Skew is performed. And when the number of eligible domains with matching topology keys equals or greater than minDomains, this value has no effect on scheduling. As a result, when the number of eligible domains is less than minDomains, scheduler won’t schedule more than maxSkew Pods to those domains. If value is nil, the constraint behaves as if MinDomains is equal to 1. Valid values are integers greater than 0. When value is not nil, WhenUnsatisfiable must be DoNotSchedule. For example, in a 3-zone cluster, MaxSkew is set to 2, MinDomains is set to 5 and pods with the same labelSelector spread as 2/2/2:   zone1   zone2   zone3     P P   P P   P P   The number of domains is less than 5(MinDomains), so “global minimum” is treated as 0. In this situation, new pod with the same labelSelector cannot be scheduled, because computed skew will be 3(3 - 0) if new Pod is scheduled to any of the three zones, it will violate MaxSkew. This is an alpha field and requires enabling MinDomainsInPodTopologySpread feature gate.
false
PostgresCluster.spec.proxy.pgBouncer.topologySpreadConstraints[index].labelSelector
Parent
LabelSelector is used to find matching pods. Pods that match this label selector are counted to determine the number of pods in their corresponding topology domain.
Name
Type
Description
Required
matchExpressions
[]object
matchExpressions is a list of label selector requirements. The requirements are ANDed.
false
matchLabels
map[string]string
matchLabels is a map of {key,value} pairs. A single {key,value} in the matchLabels map is equivalent to an element of matchExpressions, whose key field is “key”, the operator is “In”, and the values array contains only “value”. The requirements are ANDed.
false
PostgresCluster.spec.proxy.pgBouncer.topologySpreadConstraints[index].labelSelector.matchExpressions[index]
Parent
A label selector requirement is a selector that contains values, a key, and an operator that relates the key and values.
Name
Type
Description
Required
key
string
key is the label key that the selector applies to.
true
operator
string
operator represents a key’s relationship to a set of values. Valid operators are In, NotIn, Exists and DoesNotExist.
true
values

[]string	
values is an array of string values. If the operator is In or NotIn, the values array must be non-empty. If the operator is Exists or DoesNotExist, the values array must be empty. This array is replaced during a strategic merge patch.	
false	
PostgresCluster.spec.service	Parent
Specification of the service that exposes the PostgreSQL primary instance.	
Name	
Type	
Description	
Required	
metadata	
object	
Metadata contains metadata for custom resources	
false	
nodePort	
integer	
The port on which this service is exposed when type is NodePort or LoadBalancer. Value must be in-range and not in use or the operation will fail. If unspecified, a port will be allocated if this Service requires one. - <a href="https://kubernetes.io/docs/concepts/services-networking/service/#type-nodeport">https://kubernetes.io/docs/concepts/services-networking/service/#type-nodeport</a>	
false	
type	
enum	
More info: <a href="https://kubernetes.io/docs/concepts/services-networking/service/#publishing-services-service-types">https://kubernetes.io/docs/concepts/services-networking/service/#publishing-services-service-types</a>	
false	
PostgresCluster.spec.service.metadata	Parent
Metadata contains metadata for custom resources	
Name	
Type	
Description	
Required	
annotations	
map[string]string	
false	
labels	
map[string]string	
false	
PostgresCluster.spec.standby	Parent
Run this cluster as a read-only copy of an existing cluster or archive.	
Name	
Type	
Description	
Required	
enabled	
boolean	

Whether or not the PostgreSQL cluster should be read-only. When this is true, WAL files are applied from a pgBackRest repository or another PostgreSQL server.	
false	
host	
string	
Network address of the PostgreSQL server to follow via streaming replication.	
false	
port	
integer	
Network port of the PostgreSQL server to follow via streaming replication.	
false	
repoName	
string	
The name of the pgBackRest repository to follow for WAL files.	
false	
PostgresCluster.spec.userInterface	Parent
The specification of a user interface that connects to PostgreSQL.	
Name	
Type	
Description	
Required	
pgAdmin	
object	
Defines a pgAdmin user interface.	
true	
PostgresCluster.spec.userInterface.pgAdmin	Parent
Defines a pgAdmin user interface.	
Name	
Type	
Description	
Required	
dataVolumeClaimSpec	
object	
Defines a PersistentVolumeClaim for pgAdmin data. More info: <a href="https://kubernetes.io/docs/concepts/storage/persistent-volumes">https://kubernetes.io/docs/concepts/storage/persistent-volumes</a>	
true	
affinity	
object	
Scheduling constraints of a pgAdmin pod. Changing this value causes pgAdmin to restart. More info: <a href="https://kubernetes.io/docs/concepts/scheduling-eviction/assign-pod-node">https://kubernetes.io/docs/concepts/scheduling-eviction/assign-pod-node</a>	
false	
config	
object	
Configuration settings for the pgAdmin process. Changes to any of these values will be loaded without validation. Be careful, as you may put pgAdmin into an unusable state.	
false	

image	
string	
Name of a container image that can run pgAdmin 4. Changing this value causes pgAdmin to restart. The image may also be set using the RELATED_IMAGE_PGADMIN environment variable. More info: <a href="https://kubernetes.io/docs/concepts/containers/images">https://kubernetes.io/docs/concepts/containers/images</a>	
false	
metadata	
object	
Metadata contains metadata for custom resources	
false	
priorityClassName	
string	
Priority class name for the pgAdmin pod. Changing this value causes pgAdmin to restart. More info: <a href="https://kubernetes.io/docs/concepts/scheduling-eviction/pod-priority-preemption/">https://kubernetes.io/docs/concepts/scheduling-eviction/pod-priority-preemption/</a>	
false	
replicas	
integer	
Number of desired pgAdmin pods.	
false	
resources	
object	
Compute resources of a pgAdmin container. Changing this value causes pgAdmin to restart. More info: <a href="https://kubernetes.io/docs/concepts/resources-containers">https://kubernetes.io/docs/concepts/resources-containers</a>	
false	
service	
object	
Specification of the service that exposes pgAdmin.	
false	
tolerations	
[]object	
Tolerations of a pgAdmin pod. Changing this value causes pgAdmin to restart. More info: <a href="https://kubernetes.io/docs/concepts/scheduling-eviction/taint-and-toleration">https://kubernetes.io/docs/concepts/scheduling-eviction/taint-and-toleration</a>	
false	
topologySpreadConstraints	
[]object	
Topology spread constraints of a pgAdmin pod. Changing this value causes pgAdmin to restart. More info: <a href="https://kubernetes.io/docs/concepts/topology-spread-constraints/">https://kubernetes.io/docs/concepts/topology-spread-constraints/</a>	
false	
PostgresCluster.spec.userInterface.pgAdmin.dataVolumeClaimSpec	Parent
Defines a PersistentVolumeClaim for pgAdmin data. More info: <a href="https://kubernetes.io/docs/concepts/storage/persistent-volumes">https://kubernetes.io/docs/concepts/storage/persistent-volumes</a>	
Name	
Type	
Description	
Required	
accessModes	
[]string	

accessModes contains the desired access modes the volume should have. More info: <https://kubernetes.io/docs/concepts/storage/persistent-volumes#access-modes-1>

false

dataSource

object

dataSource field can be used to specify either: \* An existing VolumeSnapshot object (snapshot.storage.k8s.io/VolumeSnapshot) \* An existing PVC (PersistentVolumeClaim) If the provisioner or an external controller can support the specified data source, it will create a new volume based on the contents of the specified data source. If the AnyVolumeDataSource feature gate is enabled, this field will always have the same contents as the DataSourceRef field.

false

dataSourceRef

object

dataSourceRef specifies the object from which to populate the volume with data, if a non-empty volume is desired. This may be any local object from a non-empty API group (non core object) or a PersistentVolumeClaim object. When this field is specified, volume binding will only succeed if the type of the specified object matches some installed volume populator or dynamic provisioner. This field will replace the functionality of the DataSource field and as such if both fields are non-empty, they must have the same value. For backwards compatibility, both fields (DataSource and DataSourceRef) will be set to the same value automatically if one of them is empty and the other is non-empty. There are two important differences between DataSource and DataSourceRef: \* While DataSource only allows two specific types of objects, DataSourceRef allows any non-core object, as well as PersistentVolumeClaim objects. \* While DataSource ignores disallowed values (dropping them), DataSourceRef preserves all values, and generates an error if a disallowed value is specified. (Beta) Using this field requires the AnyVolumeDataSource feature gate to be enabled.

false

resources

object

resources represents the minimum resources the volume should have. If RecoverVolumeExpansionFailure feature is enabled users are allowed to specify resource requirements that are lower than previous value but must still be higher than capacity recorded in the status field of the claim. More info: <https://kubernetes.io/docs/concepts/storage/persistent-volumes#resources>

false

selector

object

selector is a label query over volumes to consider for binding.

false

storageClassName

string

storageClassName is the name of the StorageClass required by the claim. More info: <https://kubernetes.io/docs/concepts/storage/persistent-volumes#class-1>

false

volumeMode

string

volumeMode defines what type of volume is required by the claim. Value of Filesystem is implied when not included in claim spec.

false

volumeName

string

volumeName is the binding reference to the PersistentVolume backing this claim.

false

PostgresCluster.spec.userInterface.pgAdmin.dataVolumeClaimSpec.dataSource Parent

dataSource field can be used to specify either: \* An existing VolumeSnapshot object (snapshot.storage.k8s.io/VolumeSnapshot) \* An existing PVC (PersistentVolumeClaim) If the provisioner or an external controller can support the specified data source, it will create a new volume based on the contents of the specified data source. If the AnyVolumeDataSource feature gate is enabled, this field will always have the same contents as the DataSourceRef field.

Name	
Type	
Description	
Required	
kind	
string	
Kind is the type of resource being referenced	
true	
name	
string	
Name is the name of resource being referenced	
true	
apiGroup	
string	
APIGroup is the group for the resource being referenced. If APIGroup is not specified, the specified Kind must be in the core API group. For any other third-party types, APIGroup is required.	
false	

PostgresCluster.spec.userInterface.pgAdmin.dataVolumeClaimSpec.dataSourceRef Parent

dataSourceRef specifies the object from which to populate the volume with data, if a non-empty volume is desired. This may be any local object from a non-empty API group (non core object) or a PersistentVolumeClaim object. When this field is specified, volume binding will only succeed if the type of the specified object matches some installed volume populator or dynamic provisioner. This field will replace the functionality of the DataSource field and as such if both fields are non-empty, they must have the same value. For backwards compatibility, both fields (DataSource and DataSourceRef) will be set to the same value automatically if one of them is empty and the other is non-empty. There are two important differences between DataSource and DataSourceRef: \* While DataSource only allows two specific types of objects, DataSourceRef allows any non-core object, as well as PersistentVolumeClaim objects. \* While DataSource ignores disallowed values (dropping them), DataSourceRef preserves all values, and generates an error if a disallowed value is specified. (Beta) Using this field requires the AnyVolumeDataSource feature gate to be enabled.

Name	
Type	
Description	
Required	
kind	
string	
Kind is the type of resource being referenced	
true	
name	
string	
Name is the name of resource being referenced	
true	
apiGroup	
string	
APIGroup is the group for the resource being referenced. If APIGroup is not specified, the specified Kind must be in the core API group. For any other third-party types, APIGroup is required.	
false	

PostgresCluster.spec.userInterface.pgAdmin.dataVolumeClaimSpec.resources Parent

resources represents the minimum resources the volume should have. If RecoverVolumeExpansionFailure feature is enabled users are allowed to specify resource requirements that are lower than previous value but must still be higher than capacity recorded in the status field of the claim. More info: <https://kubernetes.io/docs/concepts/storage/persistent-volumes#resources>

Name
Type
Description
Required
limits
map[string]int or string
Limits describes the maximum amount of compute resources allowed. More info: <a href="https://kubernetes.io/docs/concepts/configuration/manage-resources-containers/">https://kubernetes.io/docs/concepts/configuration/manage-resources-containers/</a>
false
requests
map[string]int or string
Requests describes the minimum amount of compute resources required. If Requests is omitted for a container, it defaults to Limits if that is explicitly specified, otherwise to an implementation-defined value. More info: <a href="https://kubernetes.io/docs/concepts/configuration/manage-resources-containers/">https://kubernetes.io/docs/concepts/configuration/manage-resources-containers/</a>
false
PostgresCluster.spec.userInterface.pgAdmin.dataVolumeClaimSpec.selector   Parent
selector is a label query over volumes to consider for binding.

Name
Type
Description
Required
matchExpressions
[]object
matchExpressions is a list of label selector requirements. The requirements are ANDed.
false
matchLabels
map[string]string
matchLabels is a map of {key,value} pairs. A single {key,value} in the matchLabels map is equivalent to an element of matchExpressions, whose key field is “key”, the operator is “In”, and the values array contains only “value”. The requirements are ANDed.
false
PostgresCluster.spec.userInterface.pgAdmin.dataVolumeClaimSpec.selector.matchExpressions[index]   Parent
A label selector requirement is a selector that contains values, a key, and an operator that relates the key and values.

Name
Type
Description
Required
key
string
key is the label key that the selector applies to.
true
operator
string
operator represents a key’s relationship to a set of values. Valid operators are In, NotIn, Exists and DoesNotExist.
true
values

[]string	
values is an array of string values. If the operator is In or NotIn, the values array must be non-empty. If the operator is Exists or DoesNotExist, the values array must be empty. This array is replaced during a strategic merge patch.	
false	
PostgresCluster.spec.userInterface.pgAdmin.affinity	Parent
Scheduling constraints of a pgAdmin pod. Changing this value causes pgAdmin to restart. More info: <a href="https://kubernetes.io/docs/concepts/scheduling-eviction/assign-pod-node">https://kubernetes.io/docs/concepts/scheduling-eviction/assign-pod-node</a>	
Name	
Type	
Description	
Required	
nodeAffinity	
object	
Describes node affinity scheduling rules for the pod.	
false	
podAffinity	
object	
Describes pod affinity scheduling rules (e.g. co-locate this pod in the same node, zone, etc. as some other pod(s)).	
false	
podAntiAffinity	
object	
Describes pod anti-affinity scheduling rules (e.g. avoid putting this pod in the same node, zone, etc. as some other pod(s)).	
false	
PostgresCluster.spec.userInterface.pgAdmin.affinity.nodeAffinity	Parent
Describes node affinity scheduling rules for the pod.	
Name	
Type	
Description	
Required	
preferredDuringSchedulingIgnoredDuringExecution	
[]object	
The scheduler will prefer to schedule pods to nodes that satisfy the affinity expressions specified by this field, but it may choose a node that violates one or more of the expressions. The node that is most preferred is the one with the greatest sum of weights, i.e. for each node that meets all of the scheduling requirements (resource request, requiredDuringScheduling affinity expressions, etc.), compute a sum by iterating through the elements of this field and adding “weight” to the sum if the node matches the corresponding matchExpressions; the node(s) with the highest sum are the most preferred.	
false	
requiredDuringSchedulingIgnoredDuringExecution	
object	
If the affinity requirements specified by this field are not met at scheduling time, the pod will not be scheduled onto the node. If the affinity requirements specified by this field cease to be met at some point during pod execution (e.g. due to an update), the system may or may not try to eventually evict the pod from its node.	
false	
PostgresCluster.spec.userInterface.pgAdmin.affinity.nodeAffinity.preferredDuringSchedulingIgnoredDuringExecution[index]	Parent
An empty preferred scheduling term matches all objects with implicit weight 0 (i.e. it’s a no-op). A null preferred scheduling term matches no objects (i.e. is also a no-op).	
Name	



Type
Description
Required
preference
object
A node selector term, associated with the corresponding weight.
true
weight
integer
Weight associated with matching the corresponding nodeSelectorTerm, in the range 1-100.
true
PostgresCluster.spec.userInterface.pgAdmin.affinity.nodeAffinity.preferredDuringSchedulingIgnoredDuringExecution[index].preference
Parent
A node selector term, associated with the corresponding weight.
Name
Type
Description
Required
matchExpressions
[]object
A list of node selector requirements by node's labels.
false
matchFields
[]object
A list of node selector requirements by node's fields.
false
PostgresCluster.spec.userInterface.pgAdmin.affinity.nodeAffinity.preferredDuringSchedulingIgnoredDuringExecution[index].preference.matchFields
Parent
A node selector requirement is a selector that contains values, a key, and an operator that relates the key and values.
Name
Type
Description
Required
key
string
The label key that the selector applies to.
true
operator
string
Represents a key's relationship to a set of values. Valid operators are In, NotIn, Exists, DoesNotExist. Gt, and Lt.
true
values
[]string

An array of string values. If the operator is In or NotIn, the values array must be non-empty. If the operator is Exists or DoesNotExist, the values array must be empty. If the operator is Gt or Lt, the values array must have a single element, which will be interpreted as an integer. This array is replaced during a strategic merge patch.

false

PostgresCluster.spec.userInterface.pgAdmin.affinity.nodeAffinity.preferredDuringSchedulingIgnoredDuringExecution[index].preference.matchExpressions

Parent

A node selector requirement is a selector that contains values, a key, and an operator that relates the key and values.

Name

Type

Description

Required

key

string

The label key that the selector applies to.

true

operator

string

Represents a key’s relationship to a set of values. Valid operators are In, NotIn, Exists, DoesNotExist. Gt, and Lt.

true

values

[]string

An array of string values. If the operator is In or NotIn, the values array must be non-empty. If the operator is Exists or DoesNotExist, the values array must be empty. If the operator is Gt or Lt, the values array must have a single element, which will be interpreted as an integer. This array is replaced during a strategic merge patch.

false

PostgresCluster.spec.userInterface.pgAdmin.affinity.nodeAffinity.requiredDuringSchedulingIgnoredDuringExecution

Parent

If the affinity requirements specified by this field are not met at scheduling time, the pod will not be scheduled onto the node. If the affinity requirements specified by this field cease to be met at some point during pod execution (e.g. due to an update), the system may or may not try to eventually evict the pod from its node.

Name

Type

Description

Required

nodeSelectorTerms

[]object

Required. A list of node selector terms. The terms are ORed.

true

PostgresCluster.spec.userInterface.pgAdmin.affinity.nodeAffinity.requiredDuringSchedulingIgnoredDuringExecution.nodeSelectorTerms[index]

Parent

A null or empty node selector term matches no objects. The requirements of them are ANDed. The TopologySelectorTerm type implements a subset of the NodeSelectorTerm.

Name

Type

Description

Required

matchExpressions

[]object

A list of node selector requirements by node’s labels.

false

matchFields

[]object

A list of node selector requirements by node’s fields.

false

PostgresCluster.spec.userInterface.pgAdmin.affinity.nodeAffinity.requiredDuringSchedulingIgnoredDuringExecution.nodeSelectorTerms[index,Parent]

A node selector requirement is a selector that contains values, a key, and an operator that relates the key and values.

Name

Type

Description

Required

key

string

The label key that the selector applies to.

true

operator

string

Represents a key’s relationship to a set of values. Valid operators are In, NotIn, Exists, DoesNotExist. Gt, and Lt.

true

values

[]string

An array of string values. If the operator is In or NotIn, the values array must be non-empty. If the operator is Exists or DoesNotExist, the values array must be empty. If the operator is Gt or Lt, the values array must have a single element, which will be interpreted as an integer. This array is replaced during a strategic merge patch.

false

PostgresCluster.spec.userInterface.pgAdmin.affinity.nodeAffinity.requiredDuringSchedulingIgnoredDuringExecution.nodeSelectorTerms[index,Parent]

A node selector requirement is a selector that contains values, a key, and an operator that relates the key and values.

Name

Type

Description

Required

key

string

The label key that the selector applies to.

true

operator

string

Represents a key’s relationship to a set of values. Valid operators are In, NotIn, Exists, DoesNotExist. Gt, and Lt.

true

values

[]string

An array of string values. If the operator is In or NotIn, the values array must be non-empty. If the operator is Exists or DoesNotExist, the values array must be empty. If the operator is Gt or Lt, the values array must have a single element, which will be interpreted as an integer. This array is replaced during a strategic merge patch.

false

PostgresCluster.spec.userInterface.pgAdmin.affinity.podAffinity Parent

Describes pod affinity scheduling rules (e.g. co-locate this pod in the same node, zone, etc. as some other pod(s)).

Name

Type

Description

Required

preferredDuringSchedulingIgnoredDuringExecution

[]object

The scheduler will prefer to schedule pods to nodes that satisfy the affinity expressions specified by this field, but it may choose a node that violates one or more of the expressions. The node that is most preferred is the one with the greatest sum of weights, i.e. for each node that meets all of the scheduling requirements (resource request, requiredDuringScheduling affinity expressions, etc.), compute a sum by iterating through the elements of this field and adding “weight” to the sum if the node has pods which matches the corresponding podAffinityTerm; the node(s) with the highest sum are the most preferred.

false

requiredDuringSchedulingIgnoredDuringExecution

[]object

If the affinity requirements specified by this field are not met at scheduling time, the pod will not be scheduled onto the node. If the affinity requirements specified by this field cease to be met at some point during pod execution (e.g. due to a pod label update), the system may or may not try to eventually evict the pod from its node. When there are multiple elements, the lists of nodes corresponding to each podAffinityTerm are intersected, i.e. all terms must be satisfied.

false

PostgresCluster.spec.userInterface.pgAdmin.affinity.podAffinity.preferredDuringSchedulingIgnoredDuringExecution[index] Parent

The weights of all of the matched WeightedPodAffinityTerm fields are added per-node to find the most preferred node(s)

Name

Type

Description

Required

podAffinityTerm

object

Required. A pod affinity term, associated with the corresponding weight.

true

weight

integer

weight associated with matching the corresponding podAffinityTerm, in the range 1-100.

true

PostgresCluster.spec.userInterface.pgAdmin.affinity.podAffinity.preferredDuringSchedulingIgnoredDuringExecution[index].podAffinityTerm Parent

Required. A pod affinity term, associated with the corresponding weight.

Name

Type

Description

Required

topologyKey

string	
This pod should be co-located (affinity) or not co-located (anti-affinity) with the pods matching the labelSelector in the specified namespaces, where co-located is defined as running on a node whose value of the label with key topologyKey matches that of any node on which any of the selected pods is running. Empty topologyKey is not allowed.	
true	
labelSelector	
object	
A label query over a set of resources, in this case pods.	
false	
namespaceSelector	
object	
A label query over the set of namespaces that the term applies to. The term is applied to the union of the namespaces selected by this field and the ones listed in the namespaces field. null selector and null or empty namespaces list means “this pod’s namespace”. An empty selector ({}) matches all namespaces.	
false	
namespaces	
[]string	
namespaces specifies a static list of namespace names that the term applies to. The term is applied to the union of the namespaces listed in this field and the ones selected by namespaceSelector. null or empty namespaces list and null namespaceSelector means “this pod’s namespace”.	
false	
PostgresCluster.spec.userInterface.pgAdmin.affinity.podAffinity.preferredDuringSchedulingIgnoredDuringExecution[index].podAffinityTermParent	
A label query over a set of resources, in this case pods.	
Name	
Type	
Description	
Required	
matchExpressions	
[]object	
matchExpressions is a list of label selector requirements. The requirements are ANDed.	
false	
matchLabels	
map[string]string	
matchLabels is a map of {key,value} pairs. A single {key,value} in the matchLabels map is equivalent to an element of matchExpressions, whose key field is “key”, the operator is “In”, and the values array contains only “value”. The requirements are ANDed.	
false	
PostgresCluster.spec.userInterface.pgAdmin.affinity.podAffinity.preferredDuringSchedulingIgnoredDuringExecution[index].podAffinityTerm	
Parent	
A label selector requirement is a selector that contains values, a key, and an operator that relates the key and values.	
Name	
Type	
Description	
Required	
key	
string	
key is the label key that the selector applies to.	

true

operator

string

operator represents a key’s relationship to a set of values. Valid operators are In, NotIn, Exists and DoesNotExist.

true

values

[]string

values is an array of string values. If the operator is In or NotIn, the values array must be non-empty. If the operator is Exists or DoesNotExist, the values array must be empty. This array is replaced during a strategic merge patch.

false

PostgresCluster.spec.userInterface.pgAdmin.affinity.podAffinity.preferredDuringSchedulingIgnoredDuringExecution[index].podAffinityTermParent

A label query over the set of namespaces that the term applies to. The term is applied to the union of the namespaces selected by this field and the ones listed in the namespaces field. null selector and null or empty namespaces list means “this pod’s namespace”. An empty selector ({}) matches all namespaces.

Name

Type

Description

Required

matchExpressions

[]object

matchExpressions is a list of label selector requirements. The requirements are ANDed.

false

matchLabels

map[string]string

matchLabels is a map of {key,value} pairs. A single {key,value} in the matchLabels map is equivalent to an element of matchExpressions, whose key field is “key”, the operator is “In”, and the values array contains only “value”. The requirements are ANDed.

false

PostgresCluster.spec.userInterface.pgAdmin.affinity.podAffinity.preferredDuringSchedulingIgnoredDuringExecution[index].podAffinityTermParent

A label selector requirement is a selector that contains values, a key, and an operator that relates the key and values.

Name

Type

Description

Required

key

string

key is the label key that the selector applies to.

true

operator

string

operator represents a key’s relationship to a set of values. Valid operators are In, NotIn, Exists and DoesNotExist.

true

values

[]string

values is an array of string values. If the operator is In or NotIn, the values array must be non-empty. If the operator is Exists or DoesNotExist, the values array must be empty. This array is replaced during a strategic merge patch.

false

PostgresCluster.spec.userInterface.pgAdmin.affinity.podAffinity.requiredDuringSchedulingIgnoredDuringExecution[index] Parent

Defines a set of pods (namely those matching the labelSelector relative to the given namespace(s)) that this pod should be co-located (affinity) or not co-located (anti-affinity) with, where co-located is defined as running on a node whose value of the label with key matches that of any node on which a pod of the set of pods is running

Name

Type

Description

Required

topologyKey

string

This pod should be co-located (affinity) or not co-located (anti-affinity) with the pods matching the labelSelector in the specified namespaces, where co-located is defined as running on a node whose value of the label with key topologyKey matches that of any node on which any of the selected pods is running. Empty topologyKey is not allowed.

true

labelSelector

object

A label query over a set of resources, in this case pods.

false

namespaceSelector

object

A label query over the set of namespaces that the term applies to. The term is applied to the union of the namespaces selected by this field and the ones listed in the namespaces field. null selector and null or empty namespaces list means “this pod’s namespace”. An empty selector ({} ) matches all namespaces.

false

namespaces

[]string

namespaces specifies a static list of namespace names that the term applies to. The term is applied to the union of the namespaces listed in this field and the ones selected by namespaceSelector. null or empty namespaces list and null namespaceSelector means “this pod’s namespace”.

false

PostgresCluster.spec.userInterface.pgAdmin.affinity.podAffinity.requiredDuringSchedulingIgnoredDuringExecution[index].labelSelector Parent

A label query over a set of resources, in this case pods.

Name

Type

Description

Required

matchExpressions

[]object

matchExpressions is a list of label selector requirements. The requirements are ANDed.

false

matchLabels

map[string]string

matchLabels is a map of {key,value} pairs. A single {key,value} in the matchLabels map is equivalent to an element of matchExpressions, whose key field is “key”, the operator is “In”, and the values array contains only “value”. The requirements are ANDed.

false	
PostgresCluster.spec.userInterface.pgAdmin.affinity.podAffinity.requiredDuringSchedulingIgnoredDuringExecution[index].labelSelector.matchExpressions	Parent
A label selector requirement is a selector that contains values, a key, and an operator that relates the key and values.	
Name	
Type	
Description	
Required	
key	
string	
key is the label key that the selector applies to.	
true	
operator	
string	
operator represents a key’s relationship to a set of values. Valid operators are In, NotIn, Exists and DoesNotExist.	
true	
values	
[]string	
values is an array of string values. If the operator is In or NotIn, the values array must be non-empty. If the operator is Exists or DoesNotExist, the values array must be empty. This array is replaced during a strategic merge patch.	
false	
PostgresCluster.spec.userInterface.pgAdmin.affinity.podAffinity.requiredDuringSchedulingIgnoredDuringExecution[index].namespaceSelector.matchExpressions	Parent
A label query over the set of namespaces that the term applies to. The term is applied to the union of the namespaces selected by this field and the ones listed in the namespaces field. null selector and null or empty namespaces list means “this pod’s namespace”. An empty selector ({} ) matches all namespaces.	
Name	
Type	
Description	
Required	
matchExpressions	
[]object	
matchExpressions is a list of label selector requirements. The requirements are ANDed.	
false	
matchLabels	
map[string]string	
matchLabels is a map of {key,value} pairs. A single {key,value} in the matchLabels map is equivalent to an element of matchExpressions, whose key field is “key”, the operator is “In”, and the values array contains only “value”. The requirements are ANDed.	
false	
PostgresCluster.spec.userInterface.pgAdmin.affinity.podAffinity.requiredDuringSchedulingIgnoredDuringExecution[index].namespaceSelector.matchExpressions	Parent
A label selector requirement is a selector that contains values, a key, and an operator that relates the key and values.	
Name	
Type	
Description	
Required	



key

string

key is the label key that the selector applies to.

true

operator

string

operator represents a key’s relationship to a set of values. Valid operators are In, NotIn, Exists and DoesNotExist.

true

values

[]string

values is an array of string values. If the operator is In or NotIn, the values array must be non-empty. If the operator is Exists or DoesNotExist, the values array must be empty. This array is replaced during a strategic merge patch.

false

PostgresCluster.spec.userInterface.pgAdmin.affinity.podAntiAffinity Parent

Describes pod anti-affinity scheduling rules (e.g. avoid putting this pod in the same node, zone, etc. as some other pod(s)).

Name

Type

Description

Required

preferredDuringSchedulingIgnoredDuringExecution

[]object

The scheduler will prefer to schedule pods to nodes that satisfy the anti-affinity expressions specified by this field, but it may choose a node that violates one or more of the expressions. The node that is most preferred is the one with the greatest sum of weights, i.e. for each node that meets all of the scheduling requirements (resource request, requiredDuringScheduling anti-affinity expressions, etc.), compute a sum by iterating through the elements of this field and adding “weight” to the sum if the node has pods which matches the corresponding podAffinityTerm; the node(s) with the highest sum are the most preferred.

false

requiredDuringSchedulingIgnoredDuringExecution

[]object

If the anti-affinity requirements specified by this field are not met at scheduling time, the pod will not be scheduled onto the node. If the anti-affinity requirements specified by this field cease to be met at some point during pod execution (e.g. due to a pod label update), the system may or may not try to eventually evict the pod from its node. When there are multiple elements, the lists of nodes corresponding to each podAffinityTerm are intersected, i.e. all terms must be satisfied.

false

PostgresCluster.spec.userInterface.pgAdmin.affinity.podAntiAffinity.preferredDuringSchedulingIgnoredDuringExecution[index] Parent

The weights of all of the matched WeightedPodAffinityTerm fields are added per-node to find the most preferred node(s)

Name

Type

Description

Required

podAffinityTerm

object

Required. A pod affinity term, associated with the corresponding weight.

true

weight

integer

weight associated with matching the corresponding podAffinityTerm, in the range 1-100.

true

PostgresCluster.spec.userInterface.pgAdmin.affinity.podAntiAffinity.preferredDuringSchedulingIgnoredDuringExecution[index].podAffinityTerm.parent

Required. A pod affinity term, associated with the corresponding weight.

Name

Type

Description

Required

topologyKey

string

This pod should be co-located (affinity) or not co-located (anti-affinity) with the pods matching the labelSelector in the specified namespaces, where co-located is defined as running on a node whose value of the label with key topologyKey matches that of any node on which any of the selected pods is running. Empty topologyKey is not allowed.

true

labelSelector

object

A label query over a set of resources, in this case pods.

false

namespaceSelector

object

A label query over the set of namespaces that the term applies to. The term is applied to the union of the namespaces selected by this field and the ones listed in the namespaces field. null selector and null or empty namespaces list means “this pod’s namespace”. An empty selector ({} ) matches all namespaces.

false

namespaces

[]string

namespaces specifies a static list of namespace names that the term applies to. The term is applied to the union of the namespaces listed in this field and the ones selected by namespaceSelector. null or empty namespaces list and null namespaceSelector means “this pod’s namespace”.

false

PostgresCluster.spec.userInterface.pgAdmin.affinity.podAntiAffinity.preferredDuringSchedulingIgnoredDuringExecution[index].podAffinityTerm.parent

A label query over a set of resources, in this case pods.

Name

Type

Description

Required

matchExpressions

[]object

matchExpressions is a list of label selector requirements. The requirements are ANDed.

false

matchLabels

map[string]string

matchLabels is a map of {key,value} pairs. A single {key,value} in the matchLabels map is equivalent to an element of matchExpressions, whose key field is “key”, the operator is “In”, and the values array contains only “value”. The requirements are ANDed.

false

PostgresCluster.spec.userInterface.pgAdmin.affinity.podAntiAffinity.preferredDuringSchedulingIgnoredDuringExecution[index].podAffinityTerm
Parent
A label selector requirement is a selector that contains values, a key, and an operator that relates the key and values.
Name
Type
Description
Required
key
string
key is the label key that the selector applies to.
true
operator
string
operator represents a key’s relationship to a set of values. Valid operators are In, NotIn, Exists and DoesNotExist.
true
values
[]string
values is an array of string values. If the operator is In or NotIn, the values array must be non-empty. If the operator is Exists or DoesNotExist, the values array must be empty. This array is replaced during a strategic merge patch.
false
PostgresCluster.spec.userInterface.pgAdmin.affinity.podAntiAffinity.preferredDuringSchedulingIgnoredDuringExecution[index].podAffinityTerm
Parent

A label query over the set of namespaces that the term applies to. The term is applied to the union of the namespaces selected by this field and the ones listed in the namespaces field. null selector and null or empty namespaces list means “this pod’s namespace”. An empty selector ({} ) matches all namespaces.

Name
Type
Description
Required
matchExpressions
[]object
matchExpressions is a list of label selector requirements. The requirements are ANDed.
false
matchLabels
map[string]string
matchLabels is a map of {key,value} pairs. A single {key,value} in the matchLabels map is equivalent to an element of matchExpressions, whose key field is “key”, the operator is “In”, and the values array contains only “value”. The requirements are ANDed.
false

PostgresCluster.spec.userInterface.pgAdmin.affinity.podAntiAffinity.preferredDuringSchedulingIgnoredDuringExecution[index].podAffinityTerm
Parent
A label selector requirement is a selector that contains values, a key, and an operator that relates the key and values.
Name
Type
Description
Required
key

string
key is the label key that the selector applies to.
true
operator
string
operator represents a key’s relationship to a set of values. Valid operators are In, NotIn, Exists and DoesNotExist.
true
values
[]string
values is an array of string values. If the operator is In or NotIn, the values array must be non-empty. If the operator is Exists or DoesNotExist, the values array must be empty. This array is replaced during a strategic merge patch.
false
PostgresCluster.spec.userInterface.pgAdmin.affinity.podAntiAffinity.requiredDuringSchedulingIgnoredDuringExecution[index] Parent
Defines a set of pods (namely those matching the labelSelector relative to the given namespace(s)) that this pod should be co-located (affinity) or not co-located (anti-affinity) with, where co-located is defined as running on a node whose value of the label with key matches that of any node on which a pod of the set of pods is running
Name
Type
Description
Required
topologyKey
string
This pod should be co-located (affinity) or not co-located (anti-affinity) with the pods matching the labelSelector in the specified namespaces, where co-located is defined as running on a node whose value of the label with key topologyKey matches that of any node on which any of the selected pods is running. Empty topologyKey is not allowed.
true
labelSelector
object
A label query over a set of resources, in this case pods.
false
namespaceSelector
object
A label query over the set of namespaces that the term applies to. The term is applied to the union of the namespaces selected by this field and the ones listed in the namespaces field. null selector and null or empty namespaces list means “this pod’s namespace”. An empty selector ({} ) matches all namespaces.
false
namespaces
[]string
namespaces specifies a static list of namespace names that the term applies to. The term is applied to the union of the namespaces listed in this field and the ones selected by namespaceSelector. null or empty namespaces list and null namespaceSelector means “this pod’s namespace”.
false
PostgresCluster.spec.userInterface.pgAdmin.affinity.podAntiAffinity.requiredDuringSchedulingIgnoredDuringExecution[index].labelSelector Parent
A label query over a set of resources, in this case pods.
Name
Type

Description
Required
matchExpressions
[]object
matchExpressions is a list of label selector requirements. The requirements are ANDed.
false
matchLabels
map[string]string
matchLabels is a map of {key,value} pairs. A single {key,value} in the matchLabels map is equivalent to an element of matchExpressions, whose key field is “key”, the operator is “In”, and the values array contains only “value”. The requirements are ANDed.
false
PostgresCluster.spec.userInterface.pgAdmin.affinity.podAntiAffinity.requiredDuringSchedulingIgnoredDuringExecution[index].labelSelector
Parent
A label selector requirement is a selector that contains values, a key, and an operator that relates the key and values.
Name
Type
Description
Required
key
string
key is the label key that the selector applies to.
true
operator
string
operator represents a key’s relationship to a set of values. Valid operators are In, NotIn, Exists and DoesNotExist.
true
values
[]string
values is an array of string values. If the operator is In or NotIn, the values array must be non-empty. If the operator is Exists or DoesNotExist, the values array must be empty. This array is replaced during a strategic merge patch.
false
PostgresCluster.spec.userInterface.pgAdmin.affinity.podAntiAffinity.requiredDuringSchedulingIgnoredDuringExecution[index].namespaceSelector
Parent
A label query over the set of namespaces that the term applies to. The term is applied to the union of the namespaces selected by this field and the ones listed in the namespaces field. null selector and null or empty namespaces list means “this pod’s namespace”. An empty selector ({}) matches all namespaces.
Name
Type
Description
Required
matchExpressions
[]object
matchExpressions is a list of label selector requirements. The requirements are ANDed.
false
matchLabels
map[string]string

matchLabels is a map of {key,value} pairs. A single {key,value} in the matchLabels map is equivalent to an element of matchExpressions, whose key field is “key”, the operator is “In”, and the values array contains only “value”. The requirements are ANDed.

false

PostgresCluster.spec.userInterface.pgAdmin.affinity.podAntiAffinity.requiredDuringSchedulingIgnoredDuringExecution[index].namespaceSelector

A label selector requirement is a selector that contains values, a key, and an operator that relates the key and values.

Name

Type

Description

Required

key

string

key is the label key that the selector applies to.

true

operator

string

operator represents a key’s relationship to a set of values. Valid operators are In, NotIn, Exists and DoesNotExist.

true

values

[]string

values is an array of string values. If the operator is In or NotIn, the values array must be non-empty. If the operator is Exists or DoesNotExist, the values array must be empty. This array is replaced during a strategic merge patch.

false

PostgresCluster.spec.userInterface.pgAdmin.config

Configuration settings for the pgAdmin process. Changes to any of these values will be loaded without validation. Be careful, as you may put pgAdmin into an unusable state.

Name

Type

Description

Required

files

[]object

Files allows the user to mount projected volumes into the pgAdmin container so that files can be referenced by pgAdmin as needed.

false

ldapBindPassword

object

A Secret containing the value for the LDAP\_BIND\_PASSWORD setting. More info: <https://www.pgadmin.org/docs/pgadmin4/latest/ldap.html>

false

settings

object

Settings for the pgAdmin server process. Keys should be uppercase and values must be constants. More info: <https://www.pgadmin.org/docs/pgadmin4/latest/server.html>

false

PostgresCluster.spec.userInterface.pgAdmin.config.files[index]

Projection that may be projected along with other supported volume types

Name

Type
Description
Required
configMap
object
configMap information about the configMap data to project
false
downwardAPI
object
downwardAPI information about the downwardAPI data to project
false
secret
object
secret information about the secret data to project
false
serviceAccountToken
object
serviceAccountToken is information about the serviceAccountToken data to project
false
PostgresCluster.spec.userInterface.pgAdmin.config.files[index].configMap   Parent
configMap information about the configMap data to project

Name
Type
Description
Required
items
[]object
items if unspecified, each key-value pair in the Data field of the referenced ConfigMap will be projected into the volume as a file whose name is the key and content is the value. If specified, the listed keys will be projected into the specified paths, and unlisted keys will not be present. If a key is specified which is not present in the ConfigMap, the volume setup will error unless it is marked optional. Paths must be relative and may not contain the ‘.’ path or start with ‘..’
false
name
string
Name of the referent. More info: <a href="https://kubernetes.io/docs/concepts/overview/working-with-objects/names/#names">https://kubernetes.io/docs/concepts/overview/working-with-objects/names/#names</a>
false
optional
boolean
optional specify whether the ConfigMap or its keys must be defined
false
PostgresCluster.spec.userInterface.pgAdmin.config.files[index].configMap.items[index]   Parent
Maps a string key to a path within a volume.
Name
Type
Description

Required
key
string
key is the key to project.
true
path
string
path is the relative path of the file to map the key to. May not be an absolute path. May not contain the path element ‘..’ May not start with the string ‘..’
true
mode
integer
mode is Optional: mode bits used to set permissions on this file. Must be an octal value between 0000 and 0777 or a decimal value between 0 and 511. YAML accepts both octal and decimal values, JSON requires decimal values for mode bits. If not specified, the volume defaultMode will be used. This might be in conflict with other options that affect the file mode, like fsGroup, and the result can be other mode bits set.
false
PostgresCluster.spec.userInterface.pgAdmin.config.files[index].downwardAPI   Parent
downwardAPI information about the downwardAPI data to project
Name
Type
Description
Required
items
[]object
Items is a list of DownwardAPIVolume file
false
PostgresCluster.spec.userInterface.pgAdmin.config.files[index].downwardAPI.items[index]   Parent
DownwardAPIVolumeFile represents information to create the file containing the pod field
Name
Type
Description
Required
path
string
Required: Path is the relative path name of the file to be created. Must not be absolute or contain the ‘..’ path. Must be utf-8 encoded. The first item of the relative path must not start with ‘..’
true
fieldRef
object
Required: Selects a field of the pod: only annotations, labels, name and namespace are supported.
false
mode
integer



Optional: mode bits used to set permissions on this file, must be an octal value between 0000 and 0777 or a decimal value between 0 and 511. YAML accepts both octal and decimal values, JSON requires decimal values for mode bits. If not specified, the volume defaultMode will be used. This might be in conflict with other options that affect the file mode, like fsGroup, and the result can be other mode bits set.	
false	
resourceFieldRef	
object	
Selects a resource of the container: only resources limits and requests (limits.cpu, limits.memory, requests.cpu and requests.memory) are currently supported.	
false	
PostgresCluster.spec.userInterface.pgAdmin.config.files[index].downwardAPI.items[index].fieldRef	Parent
Required: Selects a field of the pod: only annotations, labels, name and namespace are supported.	
Name	
Type	
Description	
Required	
fieldPath	
string	
Path of the field to select in the specified API version.	
true	
apiVersion	
string	
Version of the schema the FieldPath is written in terms of, defaults to “v1”.	
false	
PostgresCluster.spec.userInterface.pgAdmin.config.files[index].downwardAPI.items[index].resourceFieldRef	Parent
Selects a resource of the container: only resources limits and requests (limits.cpu, limits.memory, requests.cpu and requests.memory) are currently supported.	
Name	
Type	
Description	
Required	
resource	
string	
Required: resource to select	
true	
containerName	
string	
Container name: required for volumes, optional for env vars	
false	
divisor	
int or string	
Specifies the output format of the exposed resources, defaults to “1”	
false	
PostgresCluster.spec.userInterface.pgAdmin.config.files[index].secret	Parent
secret information about the secret data to project	
Name	

Type
Description
Required
items
[]object
items if unspecified, each key-value pair in the Data field of the referenced Secret will be projected into the volume as a file whose name is the key and content is the value. If specified, the listed keys will be projected into the specified paths, and unlisted keys will not be present. If a key is specified which is not present in the Secret, the volume setup will error unless it is marked optional. Paths must be relative and may not contain the ‘.’ path or start with ‘.’.
false
name
string
Name of the referent. More info: <a href="https://kubernetes.io/docs/concepts/overview/working-with-objects/names/#names">https://kubernetes.io/docs/concepts/overview/working-with-objects/names/#names</a>
false
optional
boolean
optional field specify whether the Secret or its key must be defined
false
PostgresCluster.spec.userInterface.pgAdmin.config.files[index].secret.items[index]   Parent
Maps a string key to a path within a volume.
Name
Type
Description
Required
key
string
key is the key to project.
true
path
string
path is the relative path of the file to map the key to. May not be an absolute path. May not contain the path element ‘.’. May not start with the string ‘.’.
true
mode
integer
mode is Optional: mode bits used to set permissions on this file. Must be an octal value between 0000 and 0777 or a decimal value between 0 and 511. YAML accepts both octal and decimal values, JSON requires decimal values for mode bits. If not specified, the volume defaultMode will be used. This might be in conflict with other options that affect the file mode, like fsGroup, and the result can be other mode bits set.
false
PostgresCluster.spec.userInterface.pgAdmin.config.files[index].serviceAccountToken   Parent
serviceAccountToken is information about the serviceAccountToken data to project
Name
Type
Description
Required

path	
string	
path is the path relative to the mount point of the file to project the token into.	
true	
audience	
string	
audience is the intended audience of the token. A recipient of a token must identify itself with an identifier specified in the audience of the token, and otherwise should reject the token. The audience defaults to the identifier of the apiserver.	
false	
expirationSeconds	
integer	
expirationSeconds is the requested duration of validity of the service account token. As the token approaches expiration, the kubelet volume plugin will proactively rotate the service account token. The kubelet will start trying to rotate the token if the token is older than 80 percent of its time to live or if the token is older than 24 hours.Defaults to 1 hour and must be at least 10 minutes.	
false	
PostgresCluster.spec.userInterface.pgAdmin.config.ldapBindPassword	Parent
A Secret containing the value for the LDAP_BIND_PASSWORD setting. More info: <a href="https://www.pgadmin.org/docs/pgadmin4/latest/ldap">https://www.pgadmin.org/docs/pgadmin4/latest/ldap</a>	
Name	
Type	
Description	
Required	
key	
string	
The key of the secret to select from. Must be a valid secret key.	
true	
name	
string	
Name of the referent. More info: <a href="https://kubernetes.io/docs/concepts/overview/working-with-objects/names/#names">https://kubernetes.io/docs/concepts/overview/working-with-objects/names/#names</a>	
false	
optional	
boolean	
Specify whether the Secret or its key must be defined	
false	
PostgresCluster.spec.userInterface.pgAdmin.metadata	Parent
Metadata contains metadata for custom resources	
Name	
Type	
Description	
Required	
annotations	
map[string]string	
false	
labels	
map[string]string	
false	

PostgresCluster.spec.userInterface.pgAdmin.resources   Parent

Compute resources of a pgAdmin container. Changing this value causes pgAdmin to restart. More info: <https://kubernetes.io/docs/concepts/resources-containers>

Name

Type

Description

Required

limits

map[string]int or string

Limits describes the maximum amount of compute resources allowed. More info: <https://kubernetes.io/docs/concepts/configuration/manage-resources-containers/>

false

requests

map[string]int or string

Requests describes the minimum amount of compute resources required. If Requests is omitted for a container, it defaults to Limits if that is explicitly specified, otherwise to an implementation-defined value. More info: <https://kubernetes.io/docs/concepts/configuration/manage-resources-containers/>

false

PostgresCluster.spec.userInterface.pgAdmin.service   Parent

Specification of the service that exposes pgAdmin.

Name

Type

Description

Required

metadata

object

Metadata contains metadata for custom resources

false

nodePort

integer

The port on which this service is exposed when type is NodePort or LoadBalancer. Value must be in-range and not in use or the operation will fail. If unspecified, a port will be allocated if this Service requires one. - <https://kubernetes.io/docs/concepts/services-networking/service/#type-nodeport>

false

type

enum

More info: <https://kubernetes.io/docs/concepts/services-networking/service/#publishing-services-service-types>

false

PostgresCluster.spec.userInterface.pgAdmin.service.metadata   Parent

Metadata contains metadata for custom resources

Name

Type

Description

Required

annotations

map[string]string

false
labels
map[string]string
false
PostgresCluster.spec.userInterface.pgAdmin.tolerations[index]   Parent
The pod this Toleration is attached to tolerates any taint that matches the triple using the matching operator .
Name
Type
Description
Required
effect
string
Effect indicates the taint effect to match.   Empty means match all taint effects.   When specified, allowed values are NoSchedule, PreferNoSchedule and NoExecute.
false
key
string
Key is the taint key that the toleration applies to. Empty means match all taint keys. If the key is empty, operator must be Exists; this combination means to match all values and all keys.
false
operator
string
Operator represents a key’s relationship to the value. Valid operators are Exists and Equal. Defaults to Equal. Exists is equivalent to wildcard for value, so that a pod can tolerate all taints of a particular category.
false
tolerationSeconds
integer
TolerationSeconds represents the period of time the toleration (which must be of effect NoExecute, otherwise this field is ignored) tolerates the taint. By default, it is not set, which means tolerate the taint forever (do not evict). Zero and negative values will be treated as 0 (evict immediately) by the system.
false
value
string
Value is the taint value the toleration matches to. If the operator is Exists, the value should be empty, otherwise just a regular string.
false
PostgresCluster.spec.userInterface.pgAdmin.topologySpreadConstraints[index]   Parent
TopologySpreadConstraint specifies how to spread matching pods among the given topology.
Name
Type
Description
Required
maxSkew
integer
MaxSkew describes the degree to which pods may be unevenly distributed. When <b>whenUnsatisfiable=DoNotSchedule</b> , it is the maximum permitted difference between the number of matching pods in the target topology and the global minimum. The global minimum is the minimum number of matching pods in an eligible domain or zero if the number of eligible domains is less than MinDomains. For example,

in a 3-zone cluster, MaxSkew is set to 1, and pods with the same labelSelector spread as 2/2/1: In this case, the global minimum is 1. | zone1 | zone2 | zone3 | | P P | P P | P | - if MaxSkew is 1, incoming pod can only be scheduled to zone3 to become 2/2/2; scheduling it onto zone1(zone2) would make the ActualSkew(3-1) on zone1(zone2) violate MaxSkew(1). - if MaxSkew is 2, incoming pod can be scheduled onto any zone. When **whenUnsatisfiable=ScheduleAnyway**, it is used to give higher precedence to topologies that satisfy it. It's a required field. Default value is 1 and 0 is not allowed.

true  
topologyKey  
string

TopologyKey is the key of node labels. Nodes that have a label with this key and identical values are considered to be in the same topology. We consider each as a “bucket”, and try to put balanced number of pods into each bucket. We define a domain as a particular instance of a topology. Also, we define an eligible domain as a domain whose nodes match the node selector. e.g. If TopologyKey is “kubernetes.io/hostname”, each Node is a domain of that topology. And, if TopologyKey is “topology.kubernetes.io/zone”, each zone is a domain of that topology. It's a required field.

true  
whenUnsatisfiable  
string

WhenUnsatisfiable indicates how to deal with a pod if it doesn't satisfy the spread constraint. - DoNotSchedule (default) tells the scheduler not to schedule it. - ScheduleAnyway tells the scheduler to schedule the pod in any location, but giving higher precedence to topologies that would help reduce the skew. A constraint is considered “Unsatisfiable” for an incoming pod if and only if every possible node assignment for that pod would violate “MaxSkew” on some topology. For example, in a 3-zone cluster, MaxSkew is set to 1, and pods with the same labelSelector spread as 3/1/1: | zone1 | zone2 | zone3 | | P P P | P | P | If WhenUnsatisfiable is set to DoNotSchedule, incoming pod can only be scheduled to zone2(zone3) to become 3/2/1(3/1/2) as ActualSkew(2-1) on zone2(zone3) satisfies MaxSkew(1). In other words, the cluster can still be imbalanced, but scheduler won't make it *more* imbalanced. It's a required field.

true  
labelSelector  
object

LabelSelector is used to find matching pods. Pods that match this label selector are counted to determine the number of pods in their corresponding topology domain.

false  
minDomains  
integer

MinDomains indicates a minimum number of eligible domains. When the number of eligible domains with matching topology keys is less than minDomains, Pod Topology Spread treats “global minimum” as 0, and then the calculation of Skew is performed. And when the number of eligible domains with matching topology keys equals or greater than minDomains, this value has no effect on scheduling. As a result, when the number of eligible domains is less than minDomains, scheduler won't schedule more than maxSkew Pods to those domains. If value is nil, the constraint behaves as if MinDomains is equal to 1. Valid values are integers greater than 0. When value is not nil, WhenUnsatisfiable must be DoNotSchedule. For example, in a 3-zone cluster, MaxSkew is set to 2, MinDomains is set to 5 and pods with the same labelSelector spread as 2/2/2: | zone1 | zone2 | zone3 | | P P | P P | P P | The number of domains is less than 5(MinDomains), so “global minimum” is treated as 0. In this situation, new pod with the same labelSelector cannot be scheduled, because computed skew will be 3(3 - 0) if new Pod is scheduled to any of the three zones, it will violate MaxSkew. This is an alpha field and requires enabling MinDomainsInPodTopologySpread feature gate.

false  
PostgresCluster.spec.userInterface.pgAdmin.topologySpreadConstraints[index].labelSelector   Parent

LabelSelector is used to find matching pods. Pods that match this label selector are counted to determine the number of pods in their corresponding topology domain.

Name  
Type  
Description  
Required  
matchExpressions  
[]object

matchExpressions is a list of label selector requirements. The requirements are ANDed.

false	
matchLabels	
map[string]string	
matchLabels is a map of {key,value} pairs. A single {key,value} in the matchLabels map is equivalent to an element of matchExpressions, whose key field is “key”, the operator is “In”, and the values array contains only “value”. The requirements are ANDed.	
false	
PostgresCluster.spec.userInterface.pgAdmin.topologySpreadConstraints[index].labelSelector.matchExpressions[index]	Parent
A label selector requirement is a selector that contains values, a key, and an operator that relates the key and values.	
Name	
Type	
Description	
Required	
key	
string	
key is the label key that the selector applies to.	
true	
operator	
string	
operator represents a key’s relationship to a set of values. Valid operators are In, NotIn, Exists and DoesNotExist.	
true	
values	
[]string	
values is an array of string values. If the operator is In or NotIn, the values array must be non-empty. If the operator is Exists or DoesNotExist, the values array must be empty. This array is replaced during a strategic merge patch.	
false	
PostgresCluster.spec.users[index]	Parent
Name	
Type	
Description	
Required	
name	
string	
The name of this PostgreSQL user. The value may contain only lowercase letters, numbers, and hyphen so that it fits into Kubernetes metadata.	
true	
databases	
[]string	
Databases to which this user can connect and create objects. Removing a database from this list does NOT revoke access. This field is ignored for the “postgres” user.	
false	
options	
string	
ALTER ROLE options except for PASSWORD. This field is ignored for the “postgres” user. More info: <a href="https://www.postgresql.org/docs/current/attributes.html">https://www.postgresql.org/docs/current/attributes.html</a>	
false	

password

object

Properties of the password generated for this user.

false

PostgresCluster.spec.users[index].password   Parent

Properties of the password generated for this user.

Name

Type

Description

Required

type

enum

Type of password to generate. Defaults to ASCII. Valid options are ASCII and AlphaNumeric. “ASCII” passwords contain letters, numbers, and symbols from the US-ASCII character set. “AlphaNumeric” passwords contain letters and numbers from the US-ASCII character set.

true

PostgresCluster.status   Parent

PostgresClusterStatus defines the observed state of PostgresCluster

Name

Type

Description

Required

conditions

[]object

conditions represent the observations of postgrescluster’s current state. Known .status.conditions.type are: “PersistentVolumeResizing”, “Progressing”, “ProxyAvailable”

false

databaseInitSQL

string

DatabaseInitSQL state of custom database initialization in the cluster

false

databaseRevision

string

Identifies the databases that have been installed into PostgreSQL.

false

instances

[]object

Current state of PostgreSQL instances.

false

monitoring

object

Current state of PostgreSQL cluster monitoring tool configuration

false

observedGeneration

integer



observedGeneration represents the .metadata.generation on which the status was based.

false

patroni

object

false

pgbackrest

object

Status information for pgBackRest

false

postgresVersion

integer

Stores the current PostgreSQL major version following a successful major PostgreSQL upgrade.

false

proxy

object

Current state of the PostgreSQL proxy.

false

startupInstance

string

The instance that should be started first when bootstrapping and/or starting a PostgresCluster.

false

startupInstanceSet

string

The instance set associated with the startupInstance

false

userInterface

object

Current state of the PostgreSQL user interface.

false

usersRevision

string

Identifies the users that have been installed into PostgreSQL.

false

PostgresCluster.status.conditions[index] Parent

Condition contains details for one aspect of the current state of this API Resource.

Name

Type

Description

Required

lastTransitionTime

string

lastTransitionTime is the last time the condition transitioned from one status to another. This should be when the underlying condition changed. If that is not known, then using the time when the API field changed is acceptable.

true

message	
string	
message	is a human readable message indicating details about the transition. This may be an empty string.
true	
reason	
string	
reason	contains a programmatic identifier indicating the reason for the condition’s last transition. Producers of specific condition types may define expected values and meanings for this field, and whether the values are considered a guaranteed API. The value should be a CamelCase string. This field may not be empty.
true	
status	
enum	
status	of the condition, one of True, False, Unknown.
true	
type	
string	
type	of condition in CamelCase.
true	
observedGeneration	
integer	
observedGeneration	represents the .metadata.generation that the condition was set based upon. For instance, if .metadata.generation is currently 12, but the .status.conditions[x].observedGeneration is 9, the condition is out of date with respect to the current state of the instance.
false	
PostgresCluster.status.instances[index]	Parent
Name	
Type	
Description	
Required	
name	
string	
true	
readyReplicas	
integer	
Total number of ready pods.	
false	
replicas	
integer	
Total number of pods.	
false	
updatedReplicas	
integer	
Total number of pods that have the desired specification.	
false	
PostgresCluster.status.monitoring	Parent

Current state of PostgreSQL cluster monitoring tool configuration

Name

Type

Description

Required

exporterConfiguration

string

false

PostgresCluster.status.patroni   Parent

Name

Type

Description

Required

switchover

string

Tracks the execution of the switchover requests.

false

switchoverTimeline

integer

Tracks the current timeline during switchovers

false

systemIdentifier

string

The PostgreSQL system identifier reported by Patroni.

false

PostgresCluster.status.pgbackrest   Parent

Status information for pgBackRest

Name

Type

Description

Required

manualBackup

object

Status information for manual backups

false

repoHost

object

Status information for the pgBackRest dedicated repository host

false

repos

[]object

Status information for pgBackRest repositories

false

restore

object	
Status information for in-place restores	
false	
scheduledBackups	
[]object	
Status information for scheduled backups	
false	
PostgresCluster.status.pgbackrest.manualBackup	Parent
Status information for manual backups	
Name	
Type	
Description	
Required	
finished	
boolean	
Specifies whether or not the Job is finished executing (does not indicate success or failure).	
true	
id	
string	
A unique identifier for the manual backup as provided using the “pgbackrest-backup” annotation when initiating a backup.	
true	
active	
integer	
The number of actively running manual backup Pods.	
false	
completionTime	
string	
Represents the time the manual backup Job was determined by the Job controller to be completed. This field is only set if the backup completed successfully. Additionally, it is represented in RFC3339 form and is in UTC.	
false	
failed	
integer	
The number of Pods for the manual backup Job that reached the “Failed” phase.	
false	
startTime	
string	
Represents the time the manual backup Job was acknowledged by the Job controller. It is represented in RFC3339 form and is in UTC.	
false	
succeeded	
integer	
The number of Pods for the manual backup Job that reached the “Succeeded” phase.	
false	
PostgresCluster.status.pgbackrest.repoHost	Parent
Status information for the pgBackRest dedicated repository host	

Name
Type
Description
Required
apiVersion
string
APIVersion defines the versioned schema of this representation of an object. Servers should convert recognized schemas to the latest internal value, and may reject unrecognized values. More info: <a href="https://git.k8s.io/community/contributors/devel/sig-architecture/api-conventions.md#resources">https://git.k8s.io/community/contributors/devel/sig-architecture/api-conventions.md#resources</a>
false
kind
string
Kind is a string value representing the REST resource this object represents. Servers may infer this from the endpoint the client submits requests to. Cannot be updated. In CamelCase. More info: <a href="https://git.k8s.io/community/contributors/devel/sig-architecture/api-conventions.md#types-kinds">https://git.k8s.io/community/contributors/devel/sig-architecture/api-conventions.md#types-kinds</a>
false
ready
boolean
Whether or not the pgBackRest repository host is ready for use
false
PostgresCluster.status.pgbackrest.repos[index] Parent
RepoStatus the status of a pgBackRest repository
Name
Type
Description
Required
name
string
The name of the pgBackRest repository
true
bound
boolean
Whether or not the pgBackRest repository PersistentVolumeClaim is bound to a volume
false
replicaCreateBackupComplete
boolean
ReplicaCreateBackupReady indicates whether a backup exists in the repository as needed to bootstrap replicas.
false
repoOptionsHash
string
A hash of the required fields in the spec for defining an Azure, GCS or S3 repository, Utilizd to detect changes to these fields and then execute pgBackRest stanza-create commands accordingly.
false
stanzaCreated
boolean

Specifies whether or not a stanza has been successfully created for the repository

false

volume

string

The name of the volume the containing the pgBackRest repository

false

PostgresCluster.status.pgbackrest.restore Parent

Status information for in-place restores

Name

Type

Description

Required

finished

boolean

Specifies whether or not the Job is finished executing (does not indicate success or failure).

true

id

string

A unique identifier for the manual backup as provided using the “pgbackrest-backup” annotation when initiating a backup.

true

active

integer

The number of actively running manual backup Pods.

false

completionTime

string

Represents the time the manual backup Job was determined by the Job controller to be completed. This field is only set if the backup completed successfully. Additionally, it is represented in RFC3339 form and is in UTC.

false

failed

integer

The number of Pods for the manual backup Job that reached the “Failed” phase.

false

startTime

string

Represents the time the manual backup Job was acknowledged by the Job controller. It is represented in RFC3339 form and is in UTC.

false

succeeded

integer

The number of Pods for the manual backup Job that reached the “Succeeded” phase.

false

PostgresCluster.status.pgbackrest.scheduledBackups[index] Parent

Name

Type

Description
Required
active
integer
The number of actively running manual backup Pods.
false
completionTime
string
Represents the time the manual backup Job was determined by the Job controller to be completed. This field is only set if the backup completed successfully. Additionally, it is represented in RFC3339 form and is in UTC.
false
cronJobName
string
The name of the associated pgBackRest scheduled backup CronJob
false
failed
integer
The number of Pods for the manual backup Job that reached the “Failed” phase.
false
repo
string
The name of the associated pgBackRest repository
false
startTime
string
Represents the time the manual backup Job was acknowledged by the Job controller. It is represented in RFC3339 form and is in UTC.
false
succeeded
integer
The number of Pods for the manual backup Job that reached the “Succeeded” phase.
false
type
string
The pgBackRest backup type for this Job
false
PostgresCluster.status.proxy   Parent
Current state of the PostgreSQL proxy.
Name
Type
Description
Required
pgBouncer
object
false

PostgresCluster.status.proxy.pgBouncer	Parent
Name	
Type	
Description	
Required	
postgresRevision	
string	
Identifies the revision of PgBouncer assets that have been installed into PostgreSQL.	
false	
readyReplicas	
integer	
Total number of ready pods.	
false	
replicas	
integer	
Total number of non-terminated pods.	
false	
PostgresCluster.status.userInterface	Parent
Current state of the PostgreSQL user interface.	
Name	
Type	
Description	
Required	
pgAdmin	
object	
The state of the pgAdmin user interface.	
false	
PostgresCluster.status.userInterface.pgAdmin	Parent
The state of the pgAdmin user interface.	
Name	
Type	
Description	
Required	
usersRevision	
string	
Hash that indicates which users have been installed into pgAdmin.	
false	

## Kubernetes Compatibility

PGO, the Postgres Operator from Crunchy Data, is tested on the following platforms:

- Kubernetes 1.22-1.26
- OpenShift 4.8-4.13
- Rancher
- Google Kubernetes Engine (GKE), including Anthos
- Amazon EKS
- Microsoft AKS
- VMware Tanzu



# Components Compatibility

The following table defines the compatibility between PGO and the various component containers needed to deploy PostgreSQL clusters using PGO.

The listed versions of Postgres show the latest minor release (e.g. `{{< param postgresVersion13 >}}`) of each major version (e.g. `{{< param postgresVersion >}}`). Older minor releases may still be compatible with PGO. We generally recommend to run the latest minor release for the [same reasons that the PostgreSQL community provides](#).

Note that for the 5.0.3 release and beyond, the Postgres containers were renamed to `crunchy-postgres` and `crunchy-postgres-gis`.

PGO	pgAdmin*	pgBackRest	PgBouncer	Postgres	PostGIS
5.3.3	4.30	2.45	1.19	15,14,13,12,11	3.3,3.2,3.1,3.0,2.5,2.4
5.3.2	4.30	2.45	1.19	15,14,13,12,11	3.3,3.2,3.1,3.0,2.5,2.4
5.3.1	4.30	2.41	1.18	15,14,13,12,11	3.3,3.2,3.1,3.0,2.5,2.4
5.3.0	4.30	2.41	1.17	15,14,13,12,11	3.3,3.2,3.1,3.0,2.5,2.4
5.2.1	4.30	2.41	1.17	14,13,12,11,10	3.2,3.1,3.0,2.5,2.4,2.3
5.2.0	4.30	2.40	1.17	14,13,12,11,10	3.2,3.1,3.0,2.5,2.4,2.3
5.1.4	4.30	2.41	1.17	14,13,12,11,10	3.2,3.1,3.0,2.5,2.4,2.3
5.1.3	4.30	2.40	1.17	14,13,12,11,10	3.2,3.1,3.0,2.5,2.4,2.3
5.1.2	4.30	2.38	1.16	14,13,12,11,10	3.2,3.1,3.0,2.5,2.4,2.3
5.1.1	4.30	2.38	1.16	14,13,12,11,10	3.2,3.1,3.0,2.5,2.4,2.3
5.1.0	4.30	2.38	1.16	14,13,12,11,10	3.1,3.0,2.5,2.4,2.3
5.0.9	n/a	2.41	1.17	14,13,12,11,10	3.1,3.0,2.5,2.4,2.3
5.0.8	n/a	2.40	1.17	14,13,12,11,10	3.1,3.0,2.5,2.4,2.3
5.0.7	n/a	2.38	1.16	14,13,12,11,10	3.2,3.1,3.0,2.5,2.4,2.3
5.0.6	n/a	2.38	1.16	14,13,12,11,10	3.2,3.1,3.0,2.5,2.4,2.3
5.0.5	n/a	2.36	1.16	14,13,12,11,10	3.1,3.0,2.5,2.4,2.3
5.0.4	n/a	2.36	1.16	14,13,12,11,10	3.1,3.0,2.5,2.4,2.3
5.0.3	n/a	2.35	1.15	14,13,12,11,10	3.1,3.0,2.5,2.4,2.3

\_\_\*pgAdmin 4.30 does not currently support Postgres 15.\_\_

The latest Postgres containers include Patroni 2.1.7.

The following are the Postgres containers available for version 5.0.2 of PGO and older:

Component	Version	PGO Version Min.	PGO Version Max.
crunchy-postgres-ha	13.4	5.0.0	5.0.2
crunchy-postgres-ha	12.8	5.0.0	5.0.2
crunchy-postgres-ha	11.13	5.0.0	5.0.2
crunchy-postgres-ha	10.18	5.0.0	5.0.2
crunchy-postgres-gis-ha	13.4-3.1	5.0.0	5.0.2
crunchy-postgres-gis-ha	13.4-3.0	5.0.0	5.0.2
crunchy-postgres-gis-ha	12.8-3.0	5.0.0	5.0.2
crunchy-postgres-gis-ha	12.8-2.5	5.0.0	5.0.2
crunchy-postgres-gis-ha	11.13-2.5	5.0.0	5.0.2
crunchy-postgres-gis-ha	11.13-2.4	5.0.0	5.0.2
crunchy-postgres-gis-ha	10.18-2.4	5.0.0	5.0.2
crunchy-postgres-gis-ha	10.18-2.3	5.0.0	5.0.2

## Container Tags

The container tags follow one of two patterns:

- `<baseImage>-<softwareVersion>-<buildVersion>`
- `<baseImage>-<softwareVersion>-<pgoVersion>-<buildVersion>` (Customer Portal only)

For example, when pulling from the [customer portal](#), the following would both be valid tags to reference the PgBouncer container:

- `{{< param PgBouncerComponentTagUbi8 >}}`
- `{{< param PgBouncerTagUbi8 >}}`

On the [developer portal](#), PgBouncer would use this tag:

- `{{< param PgBouncerComponentTagUbi8 >}}`

PostGIS enabled containers have both the Postgres and PostGIS software versions included. For example, Postgres 14 with PostGIS 3.2 would use the following tags:

- `{{< param postgres14GIS32ComponentTagUbi8 >}}`
- `{{< param postgres14GIS32TagUbi8 >}}`

## Extensions Compatibility

The following table defines the compatibility between Postgres extensions and versions of Postgres they are available in. The “Postgres version” corresponds with the major version of a Postgres container.

The table also lists the initial PGO version that the version of the extension is available in.

Extension	Version	Postgres Versions	Initial PGO Version
orafce	4.2.6	15, 14, 13, 12, 11	5.3.2
orafce	4.1.1	15, 14, 13, 12, 11	5.3.1
orafce	3.25.1	15, 14, 13, 12, 11	5.3.0
orafce	3.25.1	14, 13, 12, 11, 10	5.2.1
orafce	3.24.0	14, 13, 12, 11, 10	5.1.3
orafce	3.22.0	14, 13, 12, 11, 10	5.0.8
pgAudit	1.7.0	15	5.3.0
pgAudit	1.6.2	14	5.1.0
pgAudit	1.6.2	14	5.0.6
pgAudit	1.6.1	14	5.0.4
pgAudit	1.6.0	14	5.0.3
pgAudit	1.5.2	13	5.1.0
pgAudit	1.5.2	13	5.0.6
pgAudit	1.5.0	13	5.0.0
pgAudit	1.4.3	12	5.1.0
pgAudit	1.4.1	12	5.0.0
pgAudit	1.3.4	11	5.1.0
pgAudit	1.3.4	11	5.0.6
pgAudit	1.3.2	11	5.0.0
pgAudit	1.2.4	10	5.1.0
pgAudit	1.2.4	10	5.0.6
pgAudit	1.2.2	10	5.0.0

Extension	Version	Postgres Versions	Initial PGO Version
pgAudit Analyze	1.0.8	14, 13, 12, 11, 10	5.0.3
pgAudit Analyze	1.0.7	13, 12, 11, 10	5.0.0
pg_cron	1.5.2	15, 14, 13, 12, 11	5.3.2
pg_cron	1.4.2	15, 14, 13	5.3.0
pg_cron	1.4.2	14, 13	5.2.1
pg_cron	1.4.1	14, 13, 12, 11, 10	5.0.5
pg_cron	1.3.1	14, 13, 12, 11, 10	5.0.0
pg_partman	4.7.3	15, 14, 13, 12, 11	5.3.2
pg_partman	4.7.2	15, 14, 13, 12, 11	5.3.1
pg_partman	4.7.1	15, 14, 13, 12, 11	5.3.0
pg_partman	4.7.1	14, 13, 12, 11	5.2.1
pg_partman	4.6.2	14, 13, 12, 11, 10	5.2.0
pg_partman	4.6.2	14, 13, 12, 11, 10	5.1.3
pg_partman	4.6.2	14, 13, 12, 11, 10	5.0.8
pg_partman	4.6.1	14, 13, 12, 11, 10	5.1.1
pg_partman	4.6.1	14, 13, 12, 11, 10	5.0.6
pg_partman	4.6.0	14, 13, 12, 11, 10	5.0.4
pg_partman	4.5.1	13, 12, 11, 10	5.0.0
pgnodemx	1.4	15, 14, 13, 12, 11	5.3.2
pgnodemx	1.3.0	15, 14, 13, 12, 11	5.3.0
pgnodemx	1.3.0	14, 13, 12, 11, 10	5.1.0
pgnodemx	1.3.0	14, 13, 12, 11, 10	5.0.6
pgnodemx	1.2.0	14, 13, 12, 11, 10	5.0.4
pgnodemx	1.0.5	14, 13, 12, 11, 10	5.0.3
pgnodemx	1.0.4	13, 12, 11, 10	5.0.0
set_user	4.0.1	15, 14, 13, 12, 11, 10	5.3.1
set_user	3.0.0	14, 13, 12, 11, 10	5.0.3
set_user	2.0.1	13, 12, 11, 10	5.0.2
set_user	2.0.0	13, 12, 11, 10	5.0.0
TimescaleDB	2.10.3	15, 14, 13, 12	5.3.2
TimescaleDB	2.9.2	15, 14, 13, 12	5.3.1
TimescaleDB	2.8.1	14, 13, 12	5.3.0
TimescaleDB	2.7.2	14, 13, 12	5.1.3
TimescaleDB	2.6.1	14, 13, 12	5.1.1
TimescaleDB	2.6.1	14, 13, 12	5.0.6
TimescaleDB	2.6.0	14, 13, 12	5.1.0
TimescaleDB	2.5.0	14, 13, 12	5.0.3
TimescaleDB	2.4.2	13, 12	5.0.3
TimescaleDB	2.4.0	13, 12	5.0.2
TimescaleDB	2.3.1	11	5.0.1
TimescaleDB	2.2.0	13, 12, 11	5.0.0
wal2json	2.5	14, 13, 12, 11, 10	5.2.1
wal2json	2.4	14, 13, 12, 11, 10	5.0.3
wal2json	2.3	13, 12, 11, 10	5.0.0

## Geospatial Extensions

The following extensions are available in the geospatially aware containers (`crunchy-postgres-gis`):

Extension	Version	Postgres Versions	Initial PGO Version
PostGIS	3.3	15, 14	5.3.0
PostGIS	3.2	14	5.1.1
PostGIS	3.2	14	5.0.6
PostGIS	3.1	14, 13	5.0.0
PostGIS	3.0	13, 12	5.0.0
PostGIS	2.5	12, 11	5.0.0
PostGIS	2.4	11, 10	5.0.0
PostGIS	2.3	10	5.0.0
pgrouting	3.1.4	14	5.0.4
pgrouting	3.1.3	13	5.0.0
pgrouting	3.0.5	13, 12	5.0.0
pgrouting	2.6.3	12, 11, 10	5.0.0

Crunchy Data announces the release of [Crunchy Postgres for Kubernetes 5.3.3](#).

Crunchy Postgres for Kubernetes is powered by [PGO](#), the open source [Postgres Operator](#) from [Crunchy Data](#).

Crunchy Postgres for Kubernetes 5.3.3 includes the following software versions upgrades:

- [PostgreSQL Server Exporter](#) is now at version 0.12.1.
- [pgvector](#) is now at version 0.4.4.

Read more about how you can [get started](#) with Crunchy Postgres for Kubernetes. We recommend [forking the Postgres Operator examples](#) repo.

## Changes

- The `pgaudit_analyze` tool is deprecated and may be removed in a future release.

## Fixes

- Backup jobs for S3-compatible object storage repositories would fail with a message about config hash mismatch. This is now fixed.

Crunchy Data announces the release of [Crunchy Postgres for Kubernetes 5.3.2](#).

Crunchy Postgres for Kubernetes is powered by [PGO](#), the open source [Postgres Operator](#) from [Crunchy Data](#).

Crunchy Postgres for Kubernetes 5.3.2 includes the following software versions upgrades:

- [PostgreSQL](#) versions 15.3, 14.8, 13.11, 12.15 and 11.20 are now available.
- [pgBackRest](#) is updated to version 2.45.
- [pgBouncer](#) is updated to version 1.19.0
- The [orafce](#) extension is now at version 4.2.6.
- The [pgnodemx](#) extension is now at version 1.4.
- The [pg\\_cron](#) extension is now at version 1.5.2.
- The [pg\\_partman](#) extension is now at version 4.7.3.
- The [TimescaleDB](#) extension is now at version 2.10.3.

Additionally, the [pgo CLI](#) version 0.3.0 is now available.

Read more about how you can [get started](#) with Crunchy Postgres for Kubernetes. We recommend [forking the Postgres Operator examples](#) repo.

## Fixes

- `PostgresClusters` that do not request huge pages can now initialize on nodes with huge pages. Kubernetes container runtimes still configure cgroups incorrectly in these cases, but `initdb` no longer crashes.

Crunchy Data announces the release of [Crunchy Postgres for Kubernetes 5.3.1](#).

Crunchy Postgres for Kubernetes is powered by [PGO](#), the open source [Postgres Operator](#) from [Crunchy Data](#). [PGO](#) is released in conjunction with the [Crunchy Container Suite](#).

Crunchy Postgres for Kubernetes 5.3.1 includes the following software versions upgrades:

- [PostgreSQL](#) versions 15.2, 14.7, 13.10, 12.14 and 11.19 are now available.
- [PostGIS](#) versions 2.4.10, 2.5.9, 3.0.8, 3.1.8, 3.2.4 & 3.3.2 are now available.
- [Patroni](#) is updated to version 2.1.7.
- [PgBouncer](#) is now at version 1.18.
- The [orafce](#) extension is now at version 4.1.1.
- The [pg\\_partman](#) extension is now at version 4.7.2.
- The [set\\_user](#) extension is now at version 4.0.1.
- The [TimescaleDB](#) extension is now at version 2.9.2.

*Note: TimescaleDB is now supported for use with PostgreSQL 15.*

Crunchy Data announces the release of [Crunchy Postgres for Kubernetes 5.3.0](#).

Crunchy Postgres for Kubernetes is powered by [PGO](#), the open source [Postgres Operator](#) from [Crunchy Data](#). [PGO](#) is released in conjunction with the [Crunchy Container Suite](#).

Crunchy Postgres for Kubernetes 5.3.0 includes the following software versions upgrades:

- [PostgreSQL](#) version 15.1 is now available.
- [pgMonitor](#) is now at version 4.8.0.
- The [controller-runtime](#) libraries have been updated to 0.12.3.
- [Go](#) 1.19 is now utilized to build Crunchy Postgres for Kubernetes.

Additionally, the [pgo CLI](#) version 0.2.0 is now available.

Read more about how you can [get started](#) with Crunchy Postgres for Kubernetes. We recommend [forking the Postgres Operator examples](#) repo.

**Note:** *TimescaleDB and pgAdmin 4 are not currently supported for use with PostgreSQL 15.*

## Features

- PostgreSQL 15 support.
- Enable TLS for the PostgreSQL exporter using the new `spec.monitoring.pgmonitor.exporter.customTLSSecret` field.
- Configure pgBackRest for IPv6 environments using the `postgres-operator.crunchydata.com/pgbackrest-ip-version` annotation.
- Configure the [TTL](#) for pgBackRest backup Jobs.
- Use Helm's [OCI registry capability](#) to install Crunchy Postgres for Kubernetes.

## Changes

- JIT is now explicitly disabled for the monitoring user, allowing users to opt-into using JIT elsewhere in the database without impacting exporter functionality. Contributed by Kirill Petrov (@chobostar).
- PGO now logs both `stdout` and `stderr` when running a SQL file referenced via `spec.databaseInitSQL` during database initialization. Contributed by Jeff Martin (@jmartin127).
- The `pgnodemx` and `pg_stat_statements` extensions are now automatically upgraded.
- The `postgres-startup` init container now logs an error message if the version of PostgreSQL installed in the image does not match the PostgreSQL version specified using `spec.postgresVersion`.
- Limit the monitoring user to local connections using SCRAM authentication. Contributed by Scott Zelenka (@szelenka)
- Skip a scheduled backup when the prior one is still running. Contributed by Scott Zelenka (@szelenka)
- The `dataSource.volumes` migration strategy had been improved to better handle PGDATA directories with invalid permissions and a missing `postgresql.conf` file.

## Fixes

- A `psycopg2` error is no longer displayed when connecting to a database using `pgAdmin 4`.
- With the exception of the `--repo` option itself, PGO no longer prevents users from specifying `pgBackRest` options containing the string “repo” (e.g. `--repo1-retention-full`).
- PGO now properly filters Jobs by namespace when reconciling restore or data migrations Job, ensuring `PostgresClusters` with the same name can be created within different namespaces.
- The Major PostgreSQL Upgrades API (`PGUpgrade`) now properly handles clusters that have various extensions enabled.

Crunchy Data announces the release of [Crunchy Postgres for Kubernetes 5.2.0](#).

Crunchy Postgres for Kubernetes is powered by PGO, the open source [Postgres Operator](#) from [Crunchy Data](#). PGO is released in conjunction with the [Crunchy Container Suite](#).

Read more about how you can [\[get started\]](#)(`{{< relref “quickstart/_index.md” >}}`) with Crunchy Postgres for Kubernetes. We recommend [forking the Postgres Operator examples](#) repo.

## Major Features

This and all PGO v5 releases are compatible with a brand new `pgo` command line interface. Please see the [pgo CLI documentation](#) for its release notes and more details.

## Features

- Added the ability to customize and influence the scheduling of `pgBackRest` backup Jobs using `affinity` and `tolerations`.
- You can now pause the reconciliation and rollout of changes to a PostgreSQL cluster using the `spec.paused` field.
- Leaf certificates provisioned by PGO as part of a PostgreSQL cluster’s TLS infrastructure are now automatically rotated prior to expiration.
- PGO now has support for feature gates.
- You can now add custom sidecars to both PostgreSQL instance Pods and PgBouncer Pods using the `spec.instances.containers` and `spec.proxy.pgBouncer.containers` fields.
- It is now possible to configure standby clusters to replicate from a remote primary using streaming replication.
- Added the ability to provide a custom `nodePort` for the primary PostgreSQL, pgBouncer and pgAdmin services.
- Added the ability to define custom labels and annotations for the primary PostgreSQL, pgBouncer and pgAdmin services.

## Changes

- All containers are now run with the minimum capabilities required by the container runtime.
- The PGO documentation now includes instructions for rotating the root TLS certificate.
- A `fsGroupChangePolicy` of `OnRootMismatch` is now set on all Pods.
- The `runAsNonRoot` security setting is on every container rather than every pod.

## Fixes

- A better timeout has been set for the `pg_ctl start` and `stop` commands that are run during a restore.
- A restore can now be re-attempted if PGO is unable to cleanly start or stop the database during a previous restore attempt.

Crunchy Data announces the release of [Crunchy Postgres for Kubernetes 5.1.2](#).

Crunchy Postgres for Kubernetes is powered by PGO, the open source [Postgres Operator](#) from [Crunchy Data](#). PGO is released in conjunction with the [Crunchy Container Suite](#).

Crunchy Postgres for Kubernetes 5.1.2 includes the following software versions upgrades:

- [PostgreSQL](#) version 14.4 is now available.

Read more about how you can [\[get started\]](#)(`{{< relref “quickstart/_index.md” >}}`) with Crunchy Postgres for Kubernetes. We recommend [forking the Postgres Operator examples](#) repo.

Crunchy Data announces the release of [Crunchy Postgres for Kubernetes 5.1.1](#).

Crunchy Postgres for Kubernetes is powered by PGO, the open source [Postgres Operator](#) from [Crunchy Data](#). PGO is released in conjunction with the [Crunchy Container Suite](#).

Crunchy Postgres for Kubernetes 5.1.1 includes the following software versions upgrades:

- [PostgreSQL](#) versions 14.3, 13.7, 12.11, 11.16, and 10.21 are now available.
- [PostGIS](#) version 3.2.1 is now available.
- The [pg\\_partman](#) extension is now at version 4.6.1.
- The [TimescaleDB](#) extension is now at version 2.6.1.

Read more about how you can [\[get started\]](#)([{{< relref “quickstart/\\_index.md” >}}](#)) with Crunchy Postgres for Kubernetes. We recommend [forking the Postgres Operator examples](#) repo.

## Fixes

- It is now possible to perform major PostgreSQL version upgrades when using an external WAL directory.
- The documentation for pgAdmin 4 now clearly states that any pgAdmin user created by PGO will have a `@pg` suffix.

Crunchy Data announces the release of [Crunchy Postgres for Kubernetes](#) 5.1.0.

Crunchy Postgres for Kubernetes is powered by [PGO](#), the open source [Postgres Operator](#) from [Crunchy Data](#). [PGO](#) is released in conjunction with the [Crunchy Container Suite](#).

Crunchy Postgres for Kubernetes 5.1.0 includes the following software versions upgrades:

- [Patroni](#) is now at version 2.1.3.
- [pgAdmin 4](#) is now at version 4.30
- [pgBackRest](#) is updated to version 2.38.
- The [pgAudit](#) extension is now at version 1.6.2 (PG 14), 1.5.2 (PG 13), 1.4.3 (PG 12), 1.3.4 (PG 11) & 1.2.4 (PG 10).
- The [pgnodemx](#) extension is now at version 1.3.0.
- The [TimescaleDB](#) extension is now at version 2.6.0.

Read more about how you can [\[get started\]](#)([{{< relref “quickstart/\\_index.md” >}}](#)) with Crunchy Postgres for Kubernetes. We recommend [forking the Postgres Operator examples](#) repo.

## Major Features

### pgAdmin 4 Integration

PGO v5.1 reintroduces the pgAdmin 4 integration from [PGO v4](#). v5.1 adds the `[spec.userInterface.pgAdmin]`([{{< relref “references/crd.md” >}}](#)`#postgresclusterspecuserinterfacepgadmin`) section to the `PostgresCluster` custom resource to enable pgAdmin 4 integration for a Postgres cluster. Any users defined in `spec.users` are are synced with pgAdmin 4, allowing for a seamless management experience.

Please see the [pgAdmin 4 section](#) of the PGO documentation for more information about this integration.

### Removal of SSH Requirement for Local Backups

Previous versions of PGO relied on the use of `ssh` to take backups and store archive files on Kubernetes-managed storage. PGO v5.1 now uses mTLS to securely transfer and manage these files.

The upgrade to pgBackRest TLS is seamless and transparent if using related image environment variables with your PGO Deployment (please see the [PostgresCluster CRD reference](#) for more information). This is because PGO will automatically handle updating all image tags across all existing PostgresCluster’s following the upgrade to v5.1, seamlessly rolling out any new images as required for proper pgBackRest TLS functionality.

If you are not using related image environment variables, and are instead explicitly defining images via the `image` fields in your PostgresCluster spec, then an additional step is required in order to ensure a seamless upgrade. Specifically, all `postgrescluster.spec.image` and `postgrescluster.spec.backups.pgbackrest.image` fields must first be updated to specify images containing pgBackRest 2.38. Therefore, prior to upgrading, please update all `postgrescluster.spec.image` and `postgrescluster.spec.backups.pgbackrest.image` fields to the latest versions of the `crunchy-postgres` and `crunchy-pgbackrest` containers available per the [Components and Compatibility guide](#) (please note that the `crunchy-postgres` container should be updated to the latest version available for the major version of PostgreSQL currently being utilized within a cluster).

In the event that PGO is upgraded to v5.1 *before* updating your image tags, simply update any `image` fields in your PostgresCluster spec as soon as possible following the upgrade.

## Features

- Set **Pod Disruption Budgets**([{{< relref “architecture/high-availability.md” >}}](#)`#pod-disruption-budgets`) (PDBs) for both Postgres and PgBouncer instances.
- Postgres configuration changes requiring a database restart are now automatically rolled out to all instances in the cluster.
- Do not recreate instance Pods for changes that only require a Postgres restart. These types of changes are now applied more quickly.
- Support for [manual switchovers or failovers]([{{< relref “tutorial/administrative-tasks.md”>}}](#)`#changing-the-primary`).
- Rotate PgBouncer TLS certificates without downtime.
- Add support for using Active Directory for securely authenticating with PostgreSQL using the GSSAPI.
- Support for using [AWS IAM roles with S3]([{{< relref “tutorial/backups.md” >}}](#)`#using-an-aws-integrated-identity-provider-and-role`) with backups when PGO is deployed in EKS.
- The characters used for password generation can now be controlled using the `postgrescluster.spec.users.password.type` parameter. Choices are `AlphaNumeric` and `ASCII`; defaults to `ASCII`.
- Introduction for automatically checking for updates for PGO and Postgres components. If an update is discovered, it is included in the PGO logs.

## Changes

- As a result of [a fix in PgBouncer v1.16](#), PGO no longer sets verbosity settings in the PgBouncer configuration to catch missing `%include` directives. Users can increase verbosity in their own configuration files to maintain the previous behavior.
- The Postgres `archive_timeout` setting now defaults to 60 seconds (`60s`), which matches the behavior from PGO v4. If you do not require for WAL files to be generated once a minute (e.g. generally idle system where a window of data-loss is acceptable or a development system), you can set this to 0:

```
spec:
  patroni:
    dynamicConfiguration:
      postgresql:
        parameters:
          archive_timeout: 0
```

- All Pods now have `enableServiceLinks` set to `false` in order to ensure injected environment variables do not conflict with the various applications running within.

## Fixes

- The names of CronJobs created for scheduled backups are shortened to `<cluster name>-<repo#>-<backup type>` to allow for longer PostgresCluster names.

Crunchy Data announces the release of [Crunchy Postgres for Kubernetes 5.0.5](#).

Crunchy Postgres for Kubernetes is powered by PGO, the open source [Postgres Operator](#) from [Crunchy Data](#). PGO is released in conjunction with the [Crunchy Container Suite](#).

Crunchy Postgres for Kubernetes 5.0.5 includes the following software versions upgrades:

- [PostgreSQL](#) versions 14.2, 13.6, 12.10, 11.15, and 10.20 are now available.

Read more about how you can [\[get started\]](#)([{{< relref “quickstart/\\_index.md” >}}](#)) with Crunchy Postgres for Kubernetes. We recommend [forking the Postgres Operator examples](#) repo.

## Features

- A S3, GCS or Azure data source can now be configured when bootstrapping a new PostgresCluster. This allows existing cloud-based pgBackRest repositories to be utilized to bootstrap new clusters, while also ensuring those new clusters create and utilize their own pgBackRest repository for archives and backups (rather than writing to the repo utilized to bootstrap the cluster).
- It is now possible to configure the number of workers for the PostgresCluster controller.



## Fixes

- Reduce scope of automatic OpenShift environment detection. This looks specifically for the existence of the `SecurityContextConstraints` API.
- An external IP is no longer copied to the primary service (e.g. `hippo-primary`) when the `LoadBalancer` service type has been configured for PostgreSQL.
- `pgBackRest` no longer logs to `log /tmp` emptyDir by default. Instead, `pgBackRest` logs to either the `PGDATA` volume (if running inside of a PG instance Pod) or a `pgBackRest` repository volume (if running inside a dedicated repo host Pod).
- All `pgBackRest` configuration resources are now copied from the source cluster when cloning a PG cluster.
- Image pull secrets are now set on directory move jobs.
- Resources are now properly set on the `nss-wrapper-init` container.

Crunchy Data announces the release of [Crunchy Postgres for Kubernetes 5.0.4](#).

Crunchy Postgres for Kubernetes is powered by `PGO`, the open source [Postgres Operator](#) from [Crunchy Data](#). `PGO` is released in conjunction with the [Crunchy Container Suite](#).

Crunchy Postgres for Kubernetes 5.0.4 includes the following software versions upgrades:

- [PostgreSQL](#) versions 14.1, 13.5, 12.9, 11.14, and 10.19 are now available.
- [PostGIS](#) version 3.1.4 is now available.
- [pgBackRest](#) is now at version 2.36.
- [PgBouncer](#) is now at version 1.16.
- The [pgAudit](#) extension is now at version 1.6.1.
- The [pgnodemx](#) extension is now at version 1.2.0.
- The [pg\\_partman](#) extension is now at version 4.6.0.
- The [TimescaleDB](#) extension is now at version 2.5.0.

Read more about how you can [\[get started\]](#)([{{< relref “quickstart/\\_index.md” >}}](#)) with Crunchy Postgres for Kubernetes. We recommend [forking the Postgres Operator examples](#) repo.

## Features

- The JDBC connection string for the Postgres database and a PgBouncer instance is now available in the User Secret using `jdbc-uri` and `pgbouncer-jdbc-uri` respectively.
- Editing the `password` field of a User Secret now [\[changes a password\]](#)([{{< relref “architecture/user-management.md” >}}](#)`#custom-passwords`), instead of having to create a verifier.

## Changes

- [PostGIS](#) is now automatically enabled when using the `crunchy-postgres-gis` container.
- The [Downward API](#) is mounted to the `database` containers.
- [pgnodemx](#) can now be enabled and used without having to enable monitoring.
- The description of the `name` field for an instance set now states that a name is only optional when a single instance set is defined.

## Fixes

- Fix issue when performing a restore with PostgreSQL 14. Specifically, if there are mismatched PostgreSQL configuration parameters, PGO will resume replay and let PostgreSQL crash so PGO can ultimately fix it, vs. the restore pausing indefinitely.
- The `pgBackRest` Pod no longer automatically mounts the default Service Account. Reported by (@Shrivastava-Varsha).
- The Jobs that move data between volumes now have the correct Security Context set.
- The UBI 8 `crunchy-upgrade` container contains all recent PostgreSQL versions that can be upgraded.
- Ensure controller references are used for all objects that need them, instead of owner references.
- It is no longer necessary to have external WAL volumes enabled in order to upgrade a PGO v4 cluster to PGO v5 using the “Migrate From Backups” or “Migrate Using a Standby Cluster” upgrade methods.

Crunchy Data announces the release of [Crunchy Postgres for Kubernetes 5.0.3](#).

Crunchy Postgres for Kubernetes is powered by `PGO`, the open source [Postgres Operator](#) from [Crunchy Data](#). `PGO` is released in conjunction with the [Crunchy Container Suite](#).

Crunchy Postgres for Kubernetes 5.0.3 includes the following software versions upgrades:

- [PostgreSQL](#) 14 is now available.
- [pgBackRest](#) is updated to version 2.35.
- [Patroni](#) is updated to version 2.1.1.
- The [pgAudit](#) extension is now at version 1.6.0.
- The [pgAudit Analyze](#) extension is now at version 1.0.8.
- The [pgnodemx](#) extension is now at version 1.0.5.
- The [set\\_user](#) extension is now at version 3.0.0.
- The [wal2json](#) extension is now at version 2.4.

Read more about how you can [\[get started\]](#)([{{< relref “quickstart/\\_index.md” >}}](#)) with Crunchy Postgres for Kubernetes. We recommend [forking the Postgres Operator examples](#) repo.

## Features

- The Postgres containers are renamed. `crunchy-postgres-ha` is now `crunchy-postgres`, and `crunchy-postgres-gis-ha` is now `crunchy-postgres-gis`.
- Some network filesystems are sensitive to Linux user and group permissions. Process GIDs can now be configured through `PostgresCluster.spec.supplementalGroups` for when your PVs don’t advertise their [GID requirements](#).
- A replica service is now automatically reconciled for access to Postgres replicas within a cluster.
- The Postgres primary service and PgBouncer service can now each be configured to have either a `ClusterIP`, `NodePort` or `LoadBalancer` service type. Suggested by Bryan A. S. (@bryanasdev000).
- [Pod Topology Spread Constraints](#) can now be specified for Postgres instances, the pgBackRest dedicated repository host as well as PgBouncer. Suggested by Annette Clewett.
- Default topology spread constraints are included to ensure PGO always attempts to deploy a high availability cluster architecture.
- PGO can now execute a custom SQL script when initializing a Postgres cluster.
- Custom resource requests and limits are now configurable for all `init` containers, therefore ensuring the desired [Quality of Service \(QoS\)](#) class can be assigned to the various Pods comprising a cluster.
- Custom resource requests and limits are now configurable for all Jobs created for a `PostgresCluster`.
- A [Pod Priority Class](#) is configurable for the Pods created for a `PostgresCluster`.
- An `imagePullPolicy` can now be configured for Pods created for a `PostgresCluster`.
- Existing PGDATA, Write-Ahead Log (WAL) and pgBackRest repository volumes can now be migrated from PGO v4 to PGO v5 by specifying a `volumes` data source when creating a `PostgresCluster`.
- There is now a [\[migration guide available for moving Postgres clusters between PGO v4 to PGO v5\]](#)([{{< relref “upgrade/v4tov5/\\_index.md” >}}](#)).
- The pgAudit extension is now enabled by default in all clusters.
- There is now additional validation for PVC definitions within the `PostgresCluster` spec to ensure successful PVC reconciliation.
- Postgres server certificates are now automatically reloaded when they change.

## Changes

- The supplemental group `65534` is no longer applied by default. Upgrading the operator will perform a rolling update on all `PostgresCluster` custom resources to remove it.

If you need this GID for your network filesystem, you should perform the following steps when upgrading:

1. Before deploying the new operator, deploy the new CRD. You can get the new CRD from the [Postgres Operator Examples](#) repository and executing the following command: `console $ kubectl apply -k kustomize/install`
2. Add the group to your existing `PostgresCluster` custom resource: “`console $ kubectl edit postgrescluster/hippo`  
kind: PostgresCluster ... spec: supplementalGroups:

- `65534` ... “

or

```
console $ kubectl patch postgrescluster/hippo --type=merge --patch='{ "spec": { "supplementalGroups": [65534] } }'
```

or

by modifying `spec.supplementalGroups` in your manifest.

3. Deploy the new operator. If you are using an up-to-date version of the manifest, you can run: `console $ kubectl apply -k kustomize/install`

- A dedicated pgBackRest repository host is now only deployed if a `volume` repository is configured. This means that deployments that use only cloud-based (`s3`, `gcs`, `azure`) repos will no longer see a dedicated repository host, nor will SSHD run in within that Postgres cluster. As a result of this change, the `spec.backups.pgbackrest.repoHost.dedicated` section is removed from the `PostgresCluster` spec, and all settings within it are consolidated under the `spec.backups.pgbackrest.repoHost` section. When upgrading please update the `PostgresCluster` spec to ensure any settings from section `spec.backups.pgbackrest.repoHost.dedicated` are moved into section `spec.backups.pgbackrest.repoHost`.
- PgBouncer now uses SCRAM when authenticating into Postgres.
- Generated Postgres certificates include the FQDN and other local names of the primary Postgres service. To regenerate the certificate of an existing cluster, delete the `tls.key` field from its certificate secret. Suggested by @ackerr01.

## Fixes

- Validation for the `PostgresCluster` spec is updated to ensure at least one repo is always defined for section `spec.backups.pgbackrest.repoHost`.
- A restore will now complete successfully If `max_connections` and/or `max_worker_processes` is configured to a value higher than the default when backing up the Postgres database. Reported by Tiberiu Patrascu (@tpatrascu).
- The installation documentation now properly defines how to set the `PGO_TARGET_NAMESPACE` environment variable for a single namespace installation.
- Ensure the full allocation of shared memory is available to Postgres containers. Reported by Yuyang Zhang (@helloqiu).
- OpenShift auto-detection logic now looks for the presence of the `SecurityContextConstraints` API to avoid false positives when APIs with an `openshift.io` Group suffix are installed in non-OpenShift clusters. Reported by Jean-Daniel.

Crunchy Data announces the release of [Crunchy Postgres for Kubernetes 5.0.2](#).

Crunchy Postgres for Kubernetes is powered by [PGO](#), the open source [Postgres Operator](#) from [Crunchy Data](#). [PGO](#) is released in conjunction with the [Crunchy Container Suite](#).

Crunchy Postgres for Kubernetes 5.0.2 includes the following software versions upgrades:

- [PostgreSQL](#) is updated to 13.4, 12.8, 11.13, and 10.18.
- PL/Tcl is now included in the PostGIS (`crunchy-postgres-gis-ha`) container.
- The [TimescaleDB](#) extension is now at version 2.4.0.
- The `set_user` extension is now at version 2.0.1.

Read more about how you can [\[get started\]](#)([{{< relref “quickstart/\\_index.md” >}}](#)) with Crunchy Postgres for Kubernetes. We recommend [forking the Postgres Operator examples](#) repo.

Crunchy Data announces the release of [Crunchy Postgres for Kubernetes 5.0.1](#).

Crunchy Postgres for Kubernetes is powered by [PGO](#), the open source [Postgres Operator](#) from [Crunchy Data](#). [PGO](#) is released in conjunction with the [Crunchy Container Suite](#).

Crunchy Postgres for Kubernetes 5.0.1 includes the following software versions upgrades:

- [Patroni](#) is now at 2.1.0.
- PL/Tcl is now included in the PostGIS (`crunchy-postgres-gis-ha`) container.

Read more about how you can [\[get started\]](#)([{{< relref “quickstart/\\_index.md” >}}](#)) with Crunchy Postgres for Kubernetes. We recommend [forking the Postgres Operator examples](#) repo.

## Features

- Custom affinity rules and tolerations can now be added to pgBackRest restore Jobs.
- OLM bundles can now be generated for PGO 5.

## Changes

- The `replicas` value for an instance set must now be greater than 0, and at least one instance set must now be defined for a `PostgresCluster`. This is to prevent the cluster from being scaled down to 0 instances, since doing so results in the inability to scale the cluster back up.
- Refreshed the `PostgresCluster` CRD documentation using the latest version of `crdoc` (v0.3.0).
- The PGO test suite now includes a test to validate image pull secrets.
- Related Image functionality has been implemented for the OLM installer as required to support offline deployments.

- The name of the PGO Deployment and ServiceAccount has been changed to **pgo** for all installers, allowing both PGO v4.x and PGO v5.x to be run in the same namespace. If you are using Kustomize to install PGO and are upgrading from PGO 5.0.0, please see the [Upgrade Guide]({{< relref “../upgrade/\_index.md” >}}) for additional steps that must be completed as a result of this change in order to ensure a successful upgrade.
- PGO now automatically detects whether or not it is running in an OpenShift environment.
- Postgres users and databases can be specified in `PostgresCluster.spec.users`. The credentials stored in the `{cluster}-pguser` Secret are still valid, but they are no longer reconciled. References to that Secret should be replaced with `{cluster}-pguser-{cluster}`. Once all references are updated, the old `{cluster}-pguser` Secret can be deleted.
- The built-in **postgres** superuser can now be managed the same way as other users. Specifying it in `PostgresCluster.spec.users` will give it a password, allowing it to connect over the network.
- PostgreSQL data and pgBackRest repo volumes are now reconciled using labels.

## Fixes

- It is now possible to customize `shared_preload_libraries` when monitoring is enabled.
- Fixed a typo in the description of the `openshift` field in the PostgresCluster CRD.
- When a new cluster is created using an existing PostgresCluster as its dataSource, the original primary for that cluster will now properly initialize as a replica following a switchover. This is fixed with the upgrade to Patroni 2.1.0).
- A consistent **startupInstance** name is now set in the PostgresCluster status when bootstrapping a new cluster using an existing PostgresCluster as its data source.
- It is now possible to properly customize the `pg_hba.conf` configuration file.

Crunchy Data announces the release of the PGO, the open source Postgres Operator, 5.0.0 on June 30, 2021.

To get started with PGO 5.0.0, we invite you to read through the [quickstart]({{< relref “quickstart/\_index.md” >}}). We also encourage you to work through the [PGO tutorial]({{< relref “tutorial/\_index.md” >}}).

PGO 5.0.0 is a major release of the Postgres Operator. The focus of this release was to take the features from the previous versions of PGO, add in some new features, and allow you to deploy Kubernetes native Postgres through a fully declarative, GitOps style workflow. As with previous versions, PGO 5.0 makes it easy to deploy production ready, cloud native Postgres.

Postgres clusters are now fully managed through a custom resource called [postgrescluster.postgres-operator.crunchydata.com]({{< relref “references/crd.md” >}}). You can also view the various attributes of the custom resource using `kubectl explain postgrescluster.postgres-operator.crunchydata.com` or `kubectl explain postgrescluster`. The custom resource can be edited at any time, and all of the changes are rolled out in a minimally disruptive way.

There are [a set of examples](#) for how to use Kustomize and Helm with PGO 5.0. This example set will grow and we encourage you to contribute to it.

PGO 5.0 continues to support the Postgres architecture that was built up in previous releases. This means that Postgres clusters are deployed without a single-point-of-failure and can continue operating even if PGO is unavailable. PGO 5.0 includes support for Postgres high availability, backup management, disaster recovery, monitoring, full customizability, database cloning, connection pooling, security, running with locked down container settings, and more.

PGO 5.0 also continuously monitors your environment to ensure all of the components you want deployed are available. For example, if PGO detects that your connection pooler is missing, it will recreate it as you specified in the custom resource. PGO 5.0 can watch for Postgres clusters in all Kubernetes namespaces or be isolated to individual namespaces.

As PGO 5.0 is a major release, it is not backwards compatible with PGO 4.x. However, you can run PGO 4.x and PGO 5.0 in the same Kubernetes cluster, which allows you to migrate Postgres clusters from 4.x to 5.0.

## Changes

Beyond being fully declarative, PGO 5.0 has some notable changes that you should be aware of. These include:

- The minimum Kubernetes version is now 1.18. The minimum OpenShift version is 4.5. This release drops support for OpenShift 3.11.
- We recommend running the latest bug fix releases of Kubernetes.
- The removal of the **pgo** client. This may be reintroduced in a later release, but all actions on a Postgres cluster can be accomplished using `kubectl`, `oc`, or your preferred Kubernetes management tool (e.g. ArgoCD).
- A fully defined **status** subresource is now available within the `postgrescluster` custom resource that provides direct insight into the current status of a PostgreSQL cluster.
- Native Kubernetes eventing is now utilized to generate and record events related to the creation and management of PostgreSQL clusters.
- Postgres instances now use Kubernetes Statefulsets.

- Scheduled backups now use Kubernetes CronJobs.
- Connections to Postgres require TLS. You can bring your own TLS infrastructure, otherwise PGO provides it for you.
- Custom configurations for all components can be set directly on the `postgrescluster` custom resource.

## Features

In addition to supporting the PGO 4.x feature set, the PGO 5.0.0 adds the following new features:

- Postgres minor version (bug fix) updates can be applied without having to update PGO. You only need to update the `image` attribute in the custom resource.
- Adds support for Azure Blob Storage for storing backups. This is in addition to using Kubernetes storage, Amazon S3 (or S3-equivalents like MinIO), and Google Cloud Storage (GCS).
- Allows for backups to be stored in up to four different locations simultaneously.
- Backup locations can be changed during the lifetime of a Postgres cluster, e.g. moving from “posix” to “s3”.

## Project FAQ

### What is The PGO Project?

The PGO Project is the open source project associated with the development of [PGO](#), the [Postgres Operator](#) for Kubernetes from [Crunchy Data](#).

PGO is a [Kubernetes Operator](#), providing a declarative solution for managing your PostgreSQL clusters. Within a few moments, you can have a Postgres cluster complete with high availability, disaster recovery, and monitoring, all over secure TLS communications.

PGO is the upstream project from which [Crunchy PostgreSQL for Kubernetes](#) is derived. You can find more information on Crunchy PostgreSQL for Kubernetes [here](#).

### What’s the difference between PGO and Crunchy PostgreSQL for Kubernetes?

PGO is the Postgres Operator from Crunchy Data. It developed pursuant to the PGO Project and is designed to be a frequently released, fast-moving project where all new development happens.

[Crunchy PostgreSQL for Kubernetes](#) is produced by taking selected releases of PGO, combining them with Crunchy Certified PostgreSQL and PostgreSQL containers certified by Crunchy Data, maintained for commercial support, and made available to customers as the Crunchy PostgreSQL for Kubernetes offering.

### Where can I find support for PGO?

The community can help answer questions about PGO via the [PGO mailing list](#).

Information regarding support for PGO is available in the [\[Support\]\({{< relref “support/\\_index.md” >}}\)](#) section of the PGO documentation, which you can find [\[here\]\({{< relref “support/\\_index.md” >}}\)](#).

For additional information regarding commercial support and Crunchy PostgreSQL for Kubernetes, you can [contact Crunchy Data](#).

### Under which open source license is PGO source code available?

The PGO source code is available under the [Apache License 2.0](#).

### Where are the release tags for PGO v5?

With PGO v5, we’ve made some changes to our overall process. Instead of providing quarterly release tags as we did with PGO v4, we’re focused on ongoing active development in the v5 primary development branch (`master`, which will become `main`). Consistent with our practices in v4, previews of stable releases with the release tags are made available in the [Crunchy Data Developer Portal](#).

These changes allow for more rapid feature development and releases in the upstream PGO project, while providing [Crunchy Postgres for Kubernetes](#) users with stable releases for production use.

To the extent you have constraints specific to your use, please feel free to reach out on [info@crunchydata.com](mailto:info@crunchydata.com) to discuss how we can address those specifically.

## How can I get involved with the PGO Project?

PGO is developed by the PGO Project. The PGO Project that welcomes community engagement and contribution.

The PGO source code and community issue trackers are hosted at [GitHub](#).

For community questions and support, please sign up for the [PGO mailing list](#).

For information regarding contribution, please review the contributor guide [here](#).

Please register for the [Crunchy Data Developer Portal mailing list](#) to receive updates regarding Crunchy PostgreSQL for Kubernetes releases and the [Crunchy Data newsletter](#) for general updates from Crunchy Data.

## Where do I report a PGO bug?

The PGO Project uses GitHub for its [issue tracking](#). You can file your issue [here](#).

## How often is PGO released?

The PGO team currently plans to release new builds approximately every few weeks. The PGO team will flag certain builds as “stable” at their discretion. Note that the term “stable” does not imply fitness for production usage or any kind of warranty whatsoever.

There are a few options available for community support of the [PGO: the Postgres Operator](#):

- **If you believe you have found a bug** or have a detailed feature request: please open [an issue on GitHub](#). The Postgres Operator community and the Crunchy Data team behind the PGO is generally active in responding to issues.
- **For general questions or community support:** please join the [PostgreSQL Operator community mailing list](#) at <https://groups.google.com/a/crunchydata.com/forum/#!forum/postgres-operator/join>,

In all cases, please be sure to provide as many details as possible in regards to your issue, including:

- Your Platform (e.g. Kubernetes vX.YY.Z)
- Operator Version (e.g. `{{< param operatorVersion >}}`)
- A detailed description of the issue, as well as steps you took that lead up to the issue
- Any relevant logs
- Any additional information you can provide that you may find helpful

For production and commercial support of the PostgreSQL Operator, please [contact Crunchy Data](#) at [info@crunchydata.com](mailto:info@crunchydata.com) for information regarding an [Enterprise Support Subscription](#).